



DESCRIPTION

A threshold relay for the monitoring or control of common types of process signals. The process signal to be monitored is selected on the front panel and the threshold value is also adjusted via a setpoint potentiometer on the front of the relay. As the input signal attains the threshold plus the hysteresis the output relay energises. When the input signal drops and passes the threshold, minus hysteresis, the relay de-energises. The hysteresis is adjustable on the front, $\pm 0,5 - 20\%$.

By strapping 2 terminals, the relay can be inverted.

A red LED indicates if the relay is energised.

There is also a latch function where the relay after energising will remain energised, regardless of input, until the latch jumper or the operating voltage is disconnected. Typically used in safety circuits.

Features

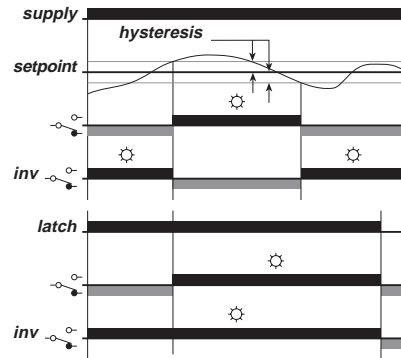
- Input 0 - 5V/0-10V/-10-+10VDC/0-20/4-20mA in one version.
- Adjustable setpoint.
- Hysteresis adjustable $\pm 0,5-20\%$.
- Automatic locking (Latch).
- Inversion of relay function.
- Output Solid State no/nc.
- Operating voltage 24VDC, 24/115VAC or 24/230VAC.

VERSIONS/ORDERING CODES

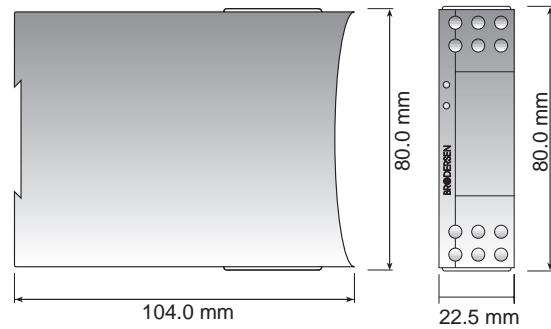
Type: Threshold relay	PXL-20	PXL-20	230
Supply voltage 24V DC 115V / 24V AC 230V AC / 24V AC	924 115 230		

OPERATION

Output signal

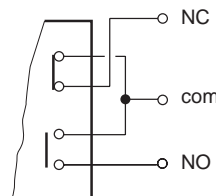


MECHANICAL DIMENSIONS



BLOCK DIAGRAM - SSR OUTPUT

Fig. 1



TECHNICAL DATA

Input:

Input signal	Impedance	$U_{MAX} = 50V_{p-p}$
0-5V DC	>100kOhm	
0-10V DC	>100kOhm	
-10-+10V DC	>100kOhm	$I_{MAX} = 50mA$
0-20mA DC	50 Ohm	
4-20mA DC	50 Ohm	

Selected via switch on the front panel.

Hysteresis: $\pm 0,5-20\%$ of range, adjustable.
 Response time: Time constant ($\tau = \text{approx. } 0,1s$,
 worst case of response time max. 5τ).

Upper critical frequency 30 Hz.

Output:

Solid state (NO/NC)
 $U_{MAX} = \pm 35V \text{ DC}/24VAC$
 $I_{MAX} = 100mA$
 On resistor min. 15 ohm, max. 35 ohm.
 Off state leak = max. $1\mu A$.
 See fig. 1.

Supply voltage:

Versions: 924 = 24V DC (20,4-27,6)V DC
 115 = 24/115V AC (20,4-27,6/98-132)V AC
 230 = 24/230V AC (20,4-27,6/196-264)V

AC

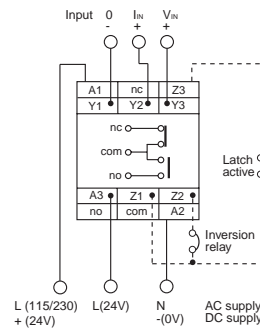
Net frequency: 45-65Hz.

Consumption: AC; 3VA.
 DC; 2W.

General data:

Ambient temperature: -20 to 55°C.
 Storage temperature: -40 to 80°C.
 Mounting: 35mm DIN-rail (EN50022).
 Terminals: Screw terminals with dual compartment.
 Terminal screws are combined crosshead/
 slotted. Up to 2 x 2,5mm² wire
 (2 x 1,5mm² inc. ferrule).
 Recommended torque, 0,5Nm, Max. 0,7 Nm
 (VDE0609-1).
 Terminal identification in accordance with
 DIN46199/EN50005.
 Indicators: Green LED = operating voltage.
 Red LED = relay switched on.
 Protection: IP20.
 Electric isolation: 3,75kVAC (1 min.) between input,
 supply and relay output (EN60950).
 Housing: Noryl (GE), UL94V1.
 Terminal block: Noryl (GE), UL94V0.
 Weight: 180 g.

WIRING DIAGRAM



Coding:
 Relay inverter: Z1-Z2
 Latching: Z1-Z3

SPECIFICATIONS:

PXL-20 is designed and developed with regard to relevant specifications:

- EN60204-1 / VDE0113 electrical material on machines.
- VDE0110 / IEC664 Isolation specifications/creepage and clearance distances.
- Electrical safety in accordance with EN61010.
- IEC414 Safety regulations for control and monitoring equipment.
- EMC: Emission EN50081-1
 Immunity EN50082-2
- Humidity in accordance with IEC68-2-3; RH=95%, 40°C.
- Vibration in accordance with IEC68-2-6.
- Shock when mounted, in accordance with IEC68-2-27.

PXL-20 is CE-marked in accordance with EMC and the Low Voltage Directive.