

8300 Push Button Switches 16A 250Vac



NEW



16(4)A 250Vac T85, 1E4 (10,000 Operations)
 12(2)A 250Vac T105, 1E4 (10,000 Operations)
 8(8)A 250Vac T105, 5E4 (50,000 Operations)
 6(6)A 250Vac T125, 5E4 (50,000 Operations)



12A 250Vac DP, 13A 250Vac SP
 250Vac 1hp, 125Vac 1/2hp
 UL 85°C, file E45221, CSA file LR10990

3mm contact gap
 Technical data on pages 4 & 5


H 8353 J E ---

TERMINAL FUNCTION ACTUATOR BODY PRINT, COLOUR, ETC


TERMINAL	FUNCTION	ACTUATOR
<p>C</p> <p>6.3 x 0.8</p>	<p>Approvals & ratings vary with function Single pole switches use terminals 1 & 2 (& 3)</p>	<p>A Standard actuator</p>
<p>H</p> <p>4.8 x 0.8</p> <p>A</p> <p>As "H" but right angle 4.8 x 0.8</p>	<p>8300 ◆ ON - OFF Single pole</p> <p>8301 ◆ ON - OFF (momentary ON) Single pole</p>	<p>D Custom profile actuator</p> <p>H Slotted for custom actuators</p> <p>Slots for snap-in buttons</p>
<p>K</p> <p>2.8 x 0.8</p>	<p>8303 ◆ ON - OFF with light Single pole</p> <p>8304 ◆ ON - OFF (momentary ON) with light Single pole</p>	<p>C Square lens</p>
<p>T</p> <p>Solder</p>	<p>8350 ◆ ON - OFF Double pole</p> <p>8351 ◆ ON - OFF (momentary ON) Double pole</p>	<p>E Radiused actuator</p>
<p>X</p> <p>PCB 0.8 Sq</p> <p>V</p> <p>Dual pin PCB (Call factory for matrix dims)</p>	<p>8353 ◆ ON - OFF with light Double pole</p> <p>8354 ◆ ON - OFF (momentary ON) with light Double pole</p>	<p>F Small round actuator</p> <p>J Smooth curved actuator</p> <p>All actuators except D & H available lit</p>




C8350AB ---
T8350AB ---



H8353JE ---
T8353JE ---




H8353EB ---
T8353EB ---



H8353CB ---
T8353CB ---



H8350DB ---
T8350DB ---



H8350HB ---
Example of actuator

BODY

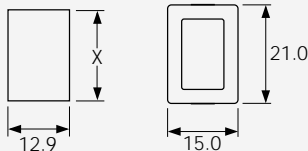
Panel cut-out Flange
Cut-outs must be punched in the direction of insertion

B Standard body

D As B body but with PCB support peg

E Softline style body with radiused bezel

F As E body but with PCB support peg



Dimensions for snap-in fixing

Panel thickness	Dimension X
0.75-1.24	19.1/19.2
1.25-1.99	19.3/19.4
2.00-3.00	19.7/19.8

OPTIONS

Finish

Matt finish standard except on J and D actuators which are gloss

Colour

Call factory for custom colours
A full range is available for large orders

Legend printing

Select from the examples or call factory for custom legends

Special buttons

Some of the many options are shown
Call the factory for the full range

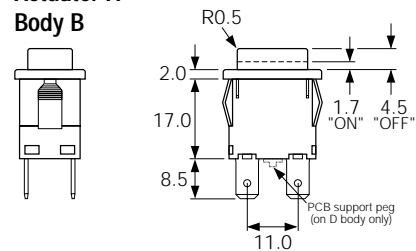
L167 Protective cover (designed to IP65)



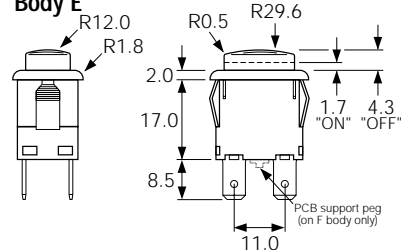
Snaps on to switch bodies fitted with "A" or "J" style actuators but reduces panel thickness by 0.8mm

DIMENSIONS (mm)

Actuator A Body B



Actuator J Body E



Spacing between centre of terminals 1 & 3 or 2 & 4 is 10.0mm

Examples of printing



EN1153



EN1152