






Benefits

- ❖ Tough, compact and versatile
- ❖ Steel construction gives long life and reliability
- ❖ Non electrical versions available, please refer to Airswitching section
- ❖ Guards available
- ❖ Stainless steel version available on request

- ❖ Multi pedal versions available
- ❖ Sealed to IPX2 or IPX7 (IPX8 upon request)
- ❖ Choice of colours and switching operations
- ❖ Customer logo's available
- ❖ Variants available for medical applications

| Model No | 6289-PP | 6289-W0 | 6289-D0 | 6289-DA | 6289-SC | 6289-CC | 6289-CT |
|--------------------------|---|--------------------------------------|---|---|---|---|---------------------------------------|
| Depth | 89mm | 89mm | 89mm | 89mm | 89mm | 89mm | 89mm |
| Width | 63mm | 63mm | 63mm | 63mm | 63mm | 63mm | 63mm |
| Height | 20mm | 20mm | 20mm | 20mm | 20mm | 20mm | 20mm |
| Weight | 283g | 283g | 283g | 283g | 283g | 283g | 283g |
| Guard | Available | Available | Available | Available | Available | Available | Available |
| Material: Body | (Grey Hammertone as Std) 16 SWG mild steel shell | | | | | | |
| Tread | (Black as standard) Polypropylene | | | | | | |
| Guard | 2 Sizes available/Stove enamelled mild steel/Hammertone | | | | | | |
| Number of Poles | Single pole | Single pole | Double pole | Two Stage Action | Single pole | Single pole | Single pole |
| Contact Configuration | Latching | Normally open | Normally open | Normally open | Normally open | Change over | Change over |
| Cable | 3 core PVC | 3 core PVC | 5 core PVC | 5 core PVC | 3 core PVC | 4 core PVC | INT. terminal block |
| Cable Length | 2m (Std) | 2m (Std) | 2m (Std) | 2m (Std) | 2m (Std) | 2m (Std) | N/A |
| Conductor | 0.75mm ² | 0.75mm ² | 0.5mm ² | 0.5mm ² | 0.75mm ² | 0.5mm ² | N/A |
| Cable O/D | 6.8mm | 6.8mm | 6.8mm | 6.8mm | 6.8mm | 6.8mm | 7.0 grommet |
| Current Rating @ 250V ac | 6 Amp resistive 3 Amp inductive ½ HP 250V | 6 Amp resistive 1.5 Amp inductive | 3 Amp resistive 3 Amp inductive ½ HP 250V | 3 Amp resistive 3 Amp inductive ½ HP 250V | 6 Amp resistive 3 Amp inductive ½ HP 250V | 3 Amp inductive / resistive ½ HP 250V | 6 Amp resistive 3 Amp ½ HP 250V |
| Switching Module Rating | IPX2 | IPX7 | IPX2 | IPX2 | IPX2 | IPX2 | IPX2 |
| Approvals | EN 61058-2-1, EN 61058 and EN60950 | | | | | | |

- ❖ Cordset variations of each standard option are available (up to IPX8 upon request).

**6289-SB (Guard optional)****6289-01****6289-SB****6289-02****Benefits 6289-SB**

- ❖ Wide choice of switching options
- ❖ Various pedal and base colours available
- ❖ Robust high repeatability
- ❖ Customer logos available upon request

Benefits 6289-01

- ❖ Sealed to IPX2 or IPX7 (IPX8 upon request)
- ❖ Variable switching options
- ❖ Custom made lengths on request

| Model No | 6289-SB Standard | 6289-01 Standard |
|-------------------------|---|--|
| Depth | 100mm | 95mm |
| Width | 180mm | 760mm (200mm to 3 metres possible) |
| Height | 32mm | 25mm |
| Weight | 795g | 1200grms |
| Guard | 230mm x 100mm x 100mm (optional extra) | N/A (possible on shorter lengths) see below |
| Divider Option | Fitted to central boss with or without herga logo | N/A |
| Material: | | |
| Body | 2 switches on diecast aluminium base | Switch bodies grey hammertone mild steel (underneath) |
| Tread | Std black polypropylene (grey, red & white also available) | Rubber on aluminium extrusion (or vinyl) |
| Guard | Painted 18 SWG mild steel | Available up to 300mm long |
| Colour Option | Grey hammertone (various textures and colours available) | Black rubber tread (vinyl floor types available) |
| Wiring Configurations | Single and double pole variants | 2 x N/O single pole footswitches (Change over and double pole available upon request) |
| Contact Configuration | Silver and gold variants available (silver as Std) | Silver and gold variants available |
| Cable | PVC (other types available upon request) | 3 core PVC with earth as standard |
| Cable Length | 2 metres (other lengths/types available upon request) | 2 metres (can be provided with extra lengths) |
| Current Rating | Variations of 24V and 250V available 3 Amp ½ HP (dependent on component use) | 6 Amp resistive 250V 3 Amp inductive ½ HP |
| Switching Module Rating | IPX2 and IPX8 (IP68 upon request) | IPX2 and (IPX8 available upon request) |
| Approvals | EN 61058-2-1, EN 61058, and EN 60950 | EN 61058-2-1, EN 61058 and EN 60950 |

Approvals

EN 61058-2-1, EN 61058, and EN 60950

EN 61058-2-1, EN 61058 and EN 60950

[<< BACK](#)

Herga Electric Ltd cannot be held responsible for the accuracy and content of third party web sites.

© Copyright Herga Electric Limited 2005