MICRO SWITCH
a Honeywell Division
FED. MFG. CODE 91929

SWITCH – ENCLOSED

CATALOG LISTING
1CH25

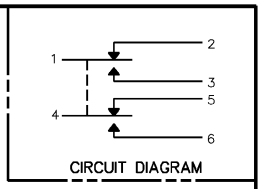

CIRCUIT DIAGRAM

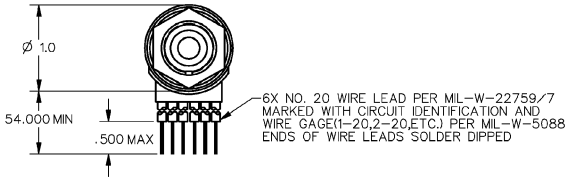

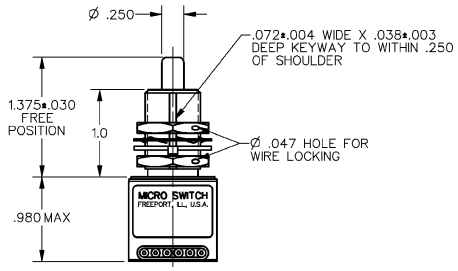

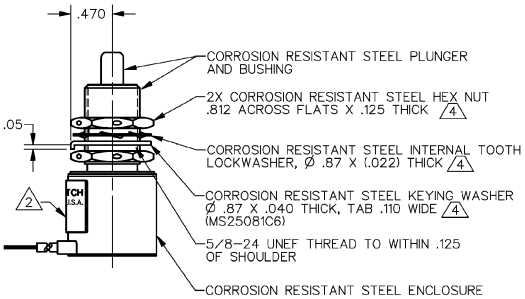

NOTES
1 – SWITCH SEALED PER MIL–PRF–8805, SYMBOL 3
2 MICRO IDENTIFICATION, CATALOG LISTING, CIRCUIT DIAGRAM AND DATE CODE ARE SHOWN ON NAMEPLATE
3 – COINCIDENCE OF OPERATING AND RELEASING POINTS: .010 OF PLUNGER TRAVEL
4 HARDWARE MAY BE PACKAGED UNASSEMBLED PER MIL–PRF–8805

THIS DRAWING COVERS A PROPRIETARY ITEM AND IS THE PROPERTY OF MICRO SWITCH. A DIVISION OF HONEYWELL. THIS DRAWING IS NOT TO BE COPIED OR USED WITHOUT THE APPROVAL OF MICRO SWITCH

THIRD ANGLE PROJECTION

SCALE FULL

DO NOT SCALE PRINT

CHARACTERISTICS

OPERATING FORCE	6–12 LB
FULL OVERTRAVEL FORCE	30 LB MAX
RELEASE FORCE	4 LB MIN
PRETRAVEL	.040 MAX
DIFFERENTIAL TRAVEL	.020 MAX
OVERTRAVEL	.250 MIN

ELECTRICAL DATA

CONTACT ARRANGEMENT
2X S P D T

LOAD	28 VDC	
	SEA LEVEL	50,000 FT.
RES	4	4
IND	2	2
MOTOR	4	

UNLESS OTHERWISE SPECIFIED TOLERANCES ARE

ONE PLACE	(.0)	±.030
TWO PLACE	(.00)	±.015
THREE PLACE	(.000)	±.005
ANGLES		±

WEIGHT 8.0 OZ MAX

ANSI Y14.5M–1982 APPLIES

CATALOG LISTING 1CH25 | REPLACES | RELEASE NO. SR–11818 | 23 JUL 04
ISSUE 21 | AK | CHECK

REVISIONS
A CO–77204–A S A V 12 MAR 94
B CO–84035 DJK 1 JUL 97
C 0003692 AS 2 MAR 04
D 0006564 DOS 23 JUL 04

2 MAR 04 AK CHECK
29MAR94 D A W CHECK
12 MAR 94 SAV DRAWN
DDM/CAD

Downloaded from Elcodis.com electronic components distributor