



ALL RIGHTS RESERVED. NO PORTION OF THIS PUBLICATION, WHETHER IN WHOLE OR IN PART, CAN BE REPRODUCED WITHOUT THE EXPRESS WRITTEN CONSENT OF SPC TECHNOLOGY.

SPC-F005.DWG

REVISIONS

DOC. NO. SPC-F005 * Effective: 7/8/02 * DCP No: 1398

DCP #	REV	DESCRIPTION	DRAWN	DATE	CHECKD	DATE	APPRVD	DATE
1501	A	RELEASED	JWM	10/13/03	HO	10/17/03	DJC	10/17/03

SPECIFICATIONS

ELECTRICAL

CONTACT RATING: 0.4 VA Max. at 20V Max. (AC or DC)
 CONTACT RESISTANCE: 10 MILLIOHMS MAX.
 INSULATION RESISTANCE: 1,000 MEGOHMS MIN. AT 500 VDC
 DIELECTRIC STRENGTH: 1,000 VRMS

MECHANICAL

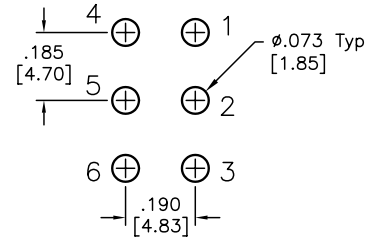
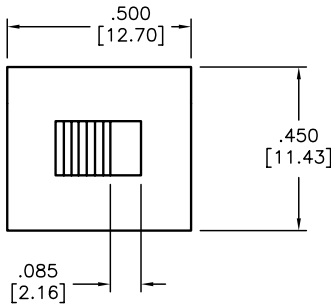
LIFE: 30,000 CYCLES

ENVIRONMENTAL

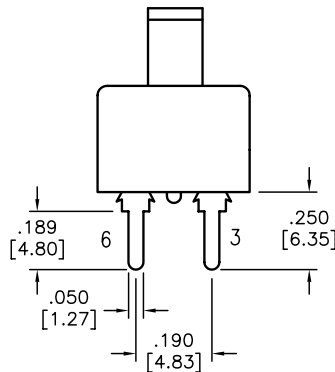
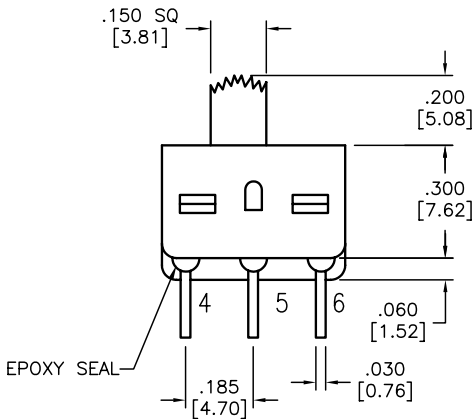
OPERATING TEMPERATURE: -30°C TO +85°C

MATERIAL

CASE: DAP, UL 94V-0
 HOUSING: STAINLESS STEEL
 ACTUATOR: NYLON, BLACK
 CONTACT/TERMINALS: COPPER ALLOY, GOLD PLATED



PCB LAYOUT



	SWITCHING FUNCTION		
	ON	NONE	ON
CONN. TERMS	2-1 5-4	OPEN	2-3 5-6
SCHEMATIC SHORTING TYPE	DPDT		

DISCLAIMER:
 ALL STATEMENTS AND TECHNICAL INFORMATION CONTAINED HEREIN ARE BASED UPON INFORMATION AND/OR TESTS WE BELIEVE TO BE ACCURATE AND RELIABLE. SINCE CONDITIONS OF USE ARE BEYOND OUR CONTROL, THE USER SHALL DETERMINE THE SUITABILITY OF THE PRODUCT FOR THE INTENDED USE AND ASSUME ALL RISK AND LIABILITY WHATSOEVER IN CONNECTION THEREWITH.

TOLERANCES:
 UNLESS OTHERWISE SPECIFIED, DIMENSIONS ARE FOR REFERENCE PURPOSES ONLY.

DRAWN BY:	DATE:
Jeff McVicker	10/13/03
CHECKED BY:	DATE:
Hisham Odish	10/17/03
APPROVED BY:	DATE:
Daniel Carey	10/17/03

DRAWING TITLE:			
Slide Switch, DPDT, PCB Mount			
SIZE	DWG. NO.	ELECTRONIC FILE	REV
A	SPC12418	53H6677.dwg	A
SCALE: NTS	U.O.M.: INCHES [mm]	SHEET: 1 OF 1	