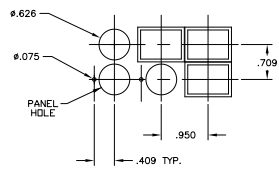

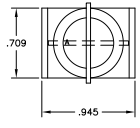
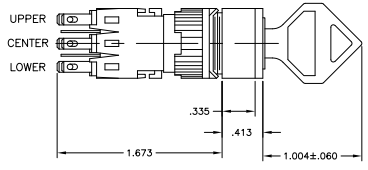
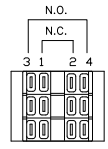


THIS DRAWING IS UNPUBLISHED
 ALL RIGHTS RESERVED

REV	DATE	DESCRIPTION	BY	CHK	APP
AD	00				
B1		REVISED PER EDD-11-004820	11MM11	RC	HMR

SPECIFICATIONS:
 CONTACT RATING: 0.4VA @ 20VDC OR PEAK AC;
 5 AMPS @ 250VAC OR 24VDC (RESISTIVE)
 INITIAL CONTACT RESISTANCE: 20 MEGOHMS (RESISTIVE)
 INSULATION RESISTANCE: 20 MEGOHMS MIN
 DIELECTRIC STRENGTH: 1500 VOLTS RMS @ SEA LEVEL
 CONTACTS: GOLD PLATE OVER SILVER CLAD
 LIFE EXPECTANCY: 100,000 OPERATIONS AT RATED CURRENT
 OPERATING TEMPERATURE RANGE: -20°C TO +50°C
 PANEL THICKNESS: NON-OILTIGHT, .230 MAX
 OILTIGHT, .210 MAX
 UL RECOGNIZED E-51302
 OILTIGHT MODELS MEET NEMA 1, 12, 13 REQUIREMENTS
 BEZEL MAY BE ROTATED IN 45° INCREMENTS BY PULLING STRAIGHT BACK INTO THREADED SECTION, ROTATING, AND PUSHING BACK INTO POSITION



DIRECTION	3 POSITION (MAINTAINED & MOMENTARY)					
	UPPER		LOWER	CENTER		LOWER
←	1 _o 2 _o 3° *4	1 _o 2 _o 3° *4	1 _o 2 _o 3° *4	1 _o 2 _o 3° *4	1 _o 2 _o 3° *4	1 _o 2 _o 3° *4
↑	1 _o 2 _o 3° *4	1 _o 2 _o 3° *4	1 _o 2 _o 3° *4	1 _o 2 _o 3° *4	1 _o 2 _o 3° *4	1 _o 2 _o 3° *4
→	1 _o 2 _o 3° *4	1 _o 2 _o 3° *4	1 _o 2 _o 3° *4	1 _o 2 _o 3° *4	1 _o 2 _o 3° *4	1 _o 2 _o 3° *4

DIRECTION	2 POSITION (MAINTAINED & MOMENTARY)					
	UPPER	UPPER	LOWER	UPPER	CENTER	LOWER
↙	1 _o 2 _o 3° *4	1 _o 2 _o 3° *4	1 _o 2 _o 3° *4	1 _o 2 _o 3° *4	1 _o 2 _o 3° *4	1 _o 2 _o 3° *4
↘	1 _o 2 _o 3° *4	1 _o 2 _o 3° *4	1 _o 2 _o 3° *4	1 _o 2 _o 3° *4	1 _o 2 _o 3° *4	1 _o 2 _o 3° *4

	3 POSN MOMENTARY (RIGHT), KEY PULL (LEFT)	2 N.O. & N.C.	165J7A22	164J7A22	-	-
	3 POSN MAINTAINED, KEY PULL (CENTER)	3 N.O. & N.C.	165J3E33	164J3E33	-	-
	3 POSN MAINTAINED, KEY PULL (CENTER)	2 N.O. & N.C.	165J3E22	164J3E22	-	-
	3 POSN MAINTAINED, KEY PULL (RIGHT)	2 N.O. & N.C.	-	164J3D22	-	1-1437569-7
	3 POSN MAINTAINED, KEY PULL (ALL)	3 N.O. & N.C.	165J3C33	164J3C33	-	-
	3 POSN MAINTAINED, KEY PULL (ALL)	2 N.O. & N.C.	165J3C22	164J3C22	-	1-1437569-6
	3 POSN MAINTAINED, KEY PULL (LEFT)	3 N.O. & N.C.	165J3A33	164J3A33	-	1-1437569-5
	3 POSN MAINTAINED, KEY PULL (LEFT)	2 N.O. & N.C.	165J3A22	164J3A22	-	-
	2 POSN MAINTAINED, KEY PULL (BOTH)	3 N.O. & N.C.	165J2B33	164J2B33	-	-
	2 POSN MAINTAINED, KEY PULL (BOTH)	2 N.O. & N.C.	165J2B22	164J2B22	-	1-1437569-4
	2 POSN MAINTAINED, KEY PULL (BOTH)	1 N.O. & N.C.	165J2B11	164J2B11	1571637-1	1-1437569-3
	2 POSN MAINTAINED, KEY PULL (LEFT)	3 N.O. & N.C.	165J2A33	164J2A33	-	-
	2 POSN MAINTAINED, KEY PULL (LEFT)	2 N.O. & N.C.	165J2A22	164J2A22	-	1-1437569-2
	2 POSN MAINTAINED, KEY PULL (LEFT)	1 N.O. & N.C.	165J2A11	164J2A11	4-1437569-7	1-1437569-1
PRELIMINARY	2 POSN MAINTAINED, KEY PULL (LEFT)	-	-	164J2A	-	147519-1
	2 POSN MOMENTARY (RIGHT), KEY PULL (LEFT)	3 N.O. & N.C.	-	164J0A33	-	-
	2 POSN MOMENTARY (RIGHT), KEY PULL (LEFT)	2 N.O. & N.C.	-	164J0A22	-	1-1437569-0
	2 POSN MOMENTARY (RIGHT), KEY PULL (LEFT)	1 N.O. & N.C.	-	164J0A11	-	1437569-9
PRELIMINARY	2 POSN MOMENTARY (RIGHT), KEY PULL (LEFT)	-	-	164J0A	-	147518-1

CONTACTS		AUGAT PT NO		PART NO	
		OILTIGHT	NON-OILTIGHT	OILTIGHT	NON-OILTIGHT

THIS DRAWING IS A CONTROLLED DOCUMENT.		REVISE	ISSUED	DATE	BY	CHK	APP
DATE	BY	DATE	BY	DATE	BY	DATE	BY
164/165 J SERIES KEYLOCK SWITCH	164/165 J SERIES KEYLOCK SWITCH	164/165 J SERIES KEYLOCK SWITCH	164/165 J SERIES KEYLOCK SWITCH	164/165 J SERIES KEYLOCK SWITCH	164/165 J SERIES KEYLOCK SWITCH	164/165 J SERIES KEYLOCK SWITCH	164/165 J SERIES KEYLOCK SWITCH
DATE	DATE	DATE	DATE	DATE	DATE	DATE	DATE
100779	100779	100779	100779	100779	100779	100779	100779
1437569-8	1437569-8	1437569-8	1437569-8	1437569-8	1437569-8	1437569-8	1437569-8
1	1	1	1	1	1	1	1
1	1	1	1	1	1	1	1
1	1	1	1	1	1	1	1