

herga

foot switches

No. 127G




With many years experience in the design and manufacture of footswitches, Herga can offer a wide choice of models providing high reliability at competitive prices. A large standard range is available to cover the vast majority of applications, but where special versions are required in quantity Herga can modify a standard switch to cater for special colours and cables, labels and logos, fitting of special plugs or cable terminations.

Herga are the only European manufacturers to offer a complete footswitch choice together with this design flexibility.


6289CC

6289PP




Model 6239 Switch for toughness and compact size

This model is ideal for applications where a light, compact and low cost foot switch is required which can be used all day without operator fatigue. The footswitch is drip-proof and has a specially designed actuator operating a micro-switch. Excessive foot pressure cannot be transferred to the switching mechanism. The cover acts as the operating pedal and has a ribbed plastic tread. The base is covered by a plastic foam which prevents slipping even on polished floors. Standard switches are supplied with 2 metres of PVC cable. An internal terminal block can be provided as an alternative. The base and cover are heavy gauge pressed steel painted silver grey hammertone enamel.



Access to the wiring is easily achieved by removing the two pivot screws and no parts of the switching mechanism are attached to the cover. A separate earth terminal is provided.

Several alternative switching actions can be provided. The double action switch used for applications such as dictating machines uses two micro-switches, initial pressure operates the first switch and extra pressure is required to operate the second switch. The foot switch can be wired so that the first circuit opens when the second circuit closes. The press-on/press-off foot switch uses a micro-switch operated by a special long life actuating mechanism. The watertight switch uses a sealed micro-switch and is suitable for use in very wet and dirty conditions.





Two Pedal Footswitch for multiple control

The twin pedal footswitch incorporates two standard miniature foot-switches. Model 6289-SB2 has the footswitches mounted on a cast aluminium base. A central rest prevents both switches being operated at the same time and allows the sole of the foot to rock easily from one switch to another. Interconnected changeover switches can be fitted if necessary to prevent simultaneous closing of both circuits. External connection is through two metres of multi-core cable with grip and sleeve.

Guard Model for extra safety

Single pedal footswitches type 6289 can be fitted with a safety guard. This minimises the danger of inadvertent operation on equipment such as crimping machines.

When ordering this model, please replace last letter of switch part no. with letter G, e.g. 6289-CTG.



Wide Switch Model 6289-001 for easy location

The pedal on this footswitch is 760mm wide. This allows an operator to actuate the switch from any position whilst moving up and down in front of a machine. Where the switch is only used occasionally, such as an emergency stop, there need be no delay in locating the pedal with the foot as can happen with a small footswitch. The pedal will operate equally sensitively when pressed at any point along its length. The footswitch can be fixed to the floor using holes at each end of the base. These are revealed by peeling back the ribbed rubber tread on the pedal which can later be fixed back with contact adhesive.

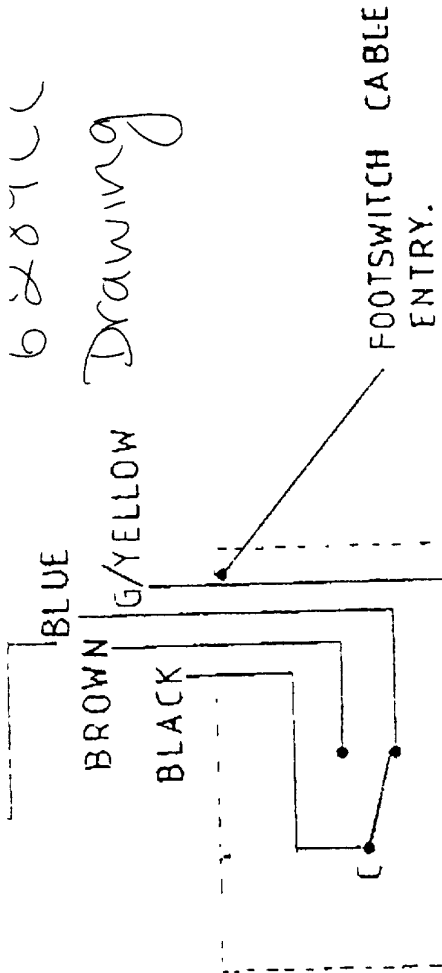
The pedal is made from extruded aluminium and can also be provided in special lengths up to 3 metres long.

SPECIFICATIONS

Model	Description	Poles	Internal Switch Rating	Size/Nett Weight
X 6289-COO 6289-CTO	Changeover contacts 2 metres cable 6289CC Changeover contacts internal terminal block	1	6 amps 250V ~ inductive or resistive 3 amps 30V DC inductive or resistive 1/2 HP motor load 125/250 ~	89 mm Deep
6289-DOO	Double pole normally open 2 metres cable	2		63 mm Wide
6289-DAO X 6289-PPO	Double action 2 metres 5 core cable Press on/press off 2 metres cable 6289PP			20 mm High
6289-SCO	Normally open contacts 2 metres cable			283g
6289-SB2	Two pedal. Each pedal operates normally open contacts Fitted 2 metres 5 core cable	1		100 mm x 180 mm x 32 mm 795 g
6289-WOO	Watertight normally open contact 2 metres cable	1	5 amps 250 volts ~ resistive	89 mm x 63 mm x 20 mm 283g
6289-01	Normally open contacts 2 metres cable	1	6 amps 250V ~ inductive or resistive	95 mm 750 mm x 25 mm 1200 g
G	Single pedal 6289 models with guard			133 mm x 125 mm x 98 mm 500 g

020100

6289CC



AD: MARTIN STOKES

GEOMETRIC TOLERANCE SYMBOLS	
CHARACTERISTIC	SYMBOL
STRAIGHTNESS	
FLATNESS	
ROUNDNESS	
CYLINDRICITY	
PROFILE OF A LINE	
PROFILE OF A SURFACE	
PARALLELISM	
PERPENDICULARITY	
ANGULARITY	
FORM DRT	
POSITION	
CONCENTRICITY	
Symmetry	
WAVELENGTH	
SURFACE FINISH	

IF IN DOUBT ASK

DO NOT SCALE

TITLE	WIRING
FOR 589-5CC FOOTSWITCH	
BI 5020-080	
DRAWN BY	J. S. HAZLER
CHECKED	
USED ON	6289-CC
SCALE	
MATERIAL	SEE PARTS LIST

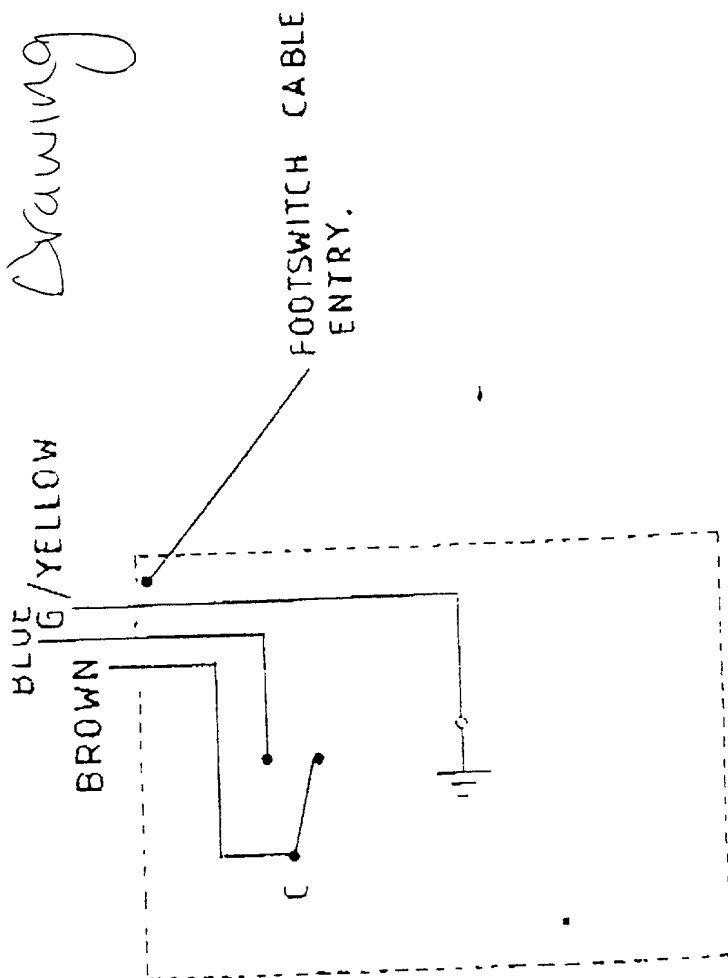
UNLESS OTHERWISE STATED -
ALL DIMENSIONS ARE IN MILLIMETRES
GENERAL TOLERANCES -
± 0.3mm ON DIMS TO ONE DECIMAL PLACE
± 0.1mm ON DIMS TO TWO DECIMAL PLACES

Heega Electric Limited
Northern Way,
Pennyworth, Edmonds.

AS

MARTIN STOKES

GEOMETRIC TOLEFRANC SYMBOLS	CHARACTERISTIC	SYM.
STRAIGHTNESS	-	-
FLATNESS	-	-
ROUNDNESS	-	
CIRCULARITY	-	
PROFILE OF A SURFACE	-	
POSITION	-	
CONCENTRICITY	-	
SYMMETRY	-	
ANGULARITY	-	
PERPENDICULARITY	-	
PARALLELISM	-	



MO173A/G1
207A

FOOTSWITCH CABLE
ENTRY.

NE IN DOUBT ASK

DO NOT SCALE

✓	INDEXED	INDEXED
---	---------	---------

1	2	3	4	5	6	7	8	9	10	11	12	13	14	15	16	17	18	19	20	21	22	23	24	25	26	27	28	29	30	31	32	33	34	35	36	37	38	39	40	41	42	43	44	45	46	47	48	49	50	51	52	53	54	55	56	57	58	59	60	61	62	63	64	65	66	67	68	69	70	71	72	73	74	75	76	77	78	79	80	81	82	83	84	85	86	87	88	89	90	91	92	93	94	95	96	97	98	99	100
---	---	---	---	---	---	---	---	---	----	----	----	----	----	----	----	----	----	----	----	----	----	----	----	----	----	----	----	----	----	----	----	----	----	----	----	----	----	----	----	----	----	----	----	----	----	----	----	----	----	----	----	----	----	----	----	----	----	----	----	----	----	----	----	----	----	----	----	----	----	----	----	----	----	----	----	----	----	----	----	----	----	----	----	----	----	----	----	----	----	----	----	----	----	----	----	----	----	----	-----

MATERIALS & PARTS LIST

FINEST CLEAN

3710

WILLIAM

FOR 589-590

0760

UNLESS OTHERWISE STATED -
ALL DIMENSIONS ARE IN MILLIMETRES
-
GENERAL DIMENSIONS -

GENERAL TOLERANCES: -
 ± 0.3mm ON DIMS TO ONE DECIMAL PLACE
 ± 0.1mm ON DIMS TO TWO DECIMAL PLACES
 ± 0.05mm ON ANGULAR DIMS

Harita Electric Limited

Northern Way,
Bury St. Edmunds,
Essex IP20 6NN

MEMBERS DISEN - 1001 HEF5

THIS DOCUMENT WHICH IS THE PROPERTY OF
MERGA ELECTRIC LTD IS SUPPLIED IN
CONFIDENCE IT MUST NOT BE REPRODUCED
OR DISCLOSED TO A THIRD PARTY WITHOUT
THE WRITTEN PERMISSION OF MERGA
ELECTRIC LTD