

16mm XA & 22mm XW E-Stops

Key features of the XA and XW E-Stops include:

- Lead-free (RoHS compliant)
- The depth behind the panel is only 48.7mm for 4 contacts (XW Series)
- IDEC's original "Safe Break Action" ensures the contacts open if the contact block is separated from the operator
- Pushlock Reset and Push-Pull in the same switch
- Direct opening action mechanism (IEC60947-5-5, 5.2, IEC60947-5-1, Annex K)
- Safety lock mechanism (IEC60947-5-5, 6.2)
- Degree of protection IP65 (IEC60529)
- Screw terminal is finger-safe (IP20)
- Two button sizes: 40mm and 60mm (XW Series)
- Rated Insulation Voltage - 16mm 300V, 22mm 250V
- Rated Thermal Current 5A
- UL, c-UL Listed, CE marked (XA Series UL recognized)



A1
Switches & Pilot Devices




XA & XW Series, The Safe Break Action E-Stops!

If the E-Stop is installed incorrectly or shifts in shipment, the contacts and switch can separate, which cause the NC contacts to remain closed during an emergency and the machine to continue running!



OR





With IDEC's revolutionary "Safe Break Action," the NC contacts will automatically open when the contacts are removed from the operator. This feature places the machine in a non-operational state.


		XA	XW
Conforming to Standards		IEC60947-5-1, EN60947-5-1, IEC60947-5-5, EN60947-5-5, JIS C8201-5-1, UL508, CSA C22.2 No.14	
Standard Operating Conditions	Operating Temperature	Non-illuminated: -25 to +60°C Without Freezing Illuminated: -25 to +55°C Without Freezing	
	Operating Humidity	45 to 85%RH Without Condensing	
	Storage Temperature	-45 to +80°C	
Operating Force		Pushlock: 10.5N, Pull Reset: 10N, Turn Reset: 0.16N-m	Pushlock: 32N, Pull Reset: 21N, Turn Reset: 0.27N-m
Minimum Force to Latch		60N	80N
Maximum Travel to Latch		4.0mm	
Maximum Travel		4.5mm	
Shock Resistance		Operating Extremes: 150m/s ² (15G) Damage Limits: 1000m/s ² (100 G)	
Vibration Resistance		10 to 500Hz, Amplitude 0.35mm Acceleration 50m/s ² (5G) 10 to 500Hz, Amplitude 0.35mm Acceleration 50m/s ² (5G)	
Life	Mechanical	250,000 Minimum	
	Electrical	100,000 Minimum 250,000 or more (24V AC/DC 100mA)	
Degree of Protection		IP65 (IEC60529)	
Short-Circuit Protection		250V/10A Fuse (Type aM IEC60269-1/IEC60269-2)	
Terminal Shape		Solder Terminal, PCB Terminal	M3 Screw Terminal
Applicable Wire Size		Solder/PCB Terminal: 1.25mm ² Maximum (AWG 16 Maximum)	Screw Terminal: 0.75 to 1.25mm ² (AWG 18 to 16)
Soldering		20W/5sec Maximum, 260°C/3sec Maximum	
Recommended Terminal Torque		—	
Weight (Approx.)		40mm Button: 28 grams	40mm Button: 72 grams, 60mm Button: 81 grams

XA & XW Series (assembled)

Part Numbers: 16mm XA Mushroom Button E-Stop

Style	Terminal	Contacts	Part Number
40mm Mushroom 	PCB Terminals	1NO - 1NC	XA1E-BV411V-R
		2NC	XA1E-BV402V-R
		1NO-3NC	XA1E-BV413V-R
		4NC	XA1E-BV404V-R
40mm Mushroom 	Solder Terminals	1NO - 1NC	XA1E-BV411-R
		2NC	XA1E-BV402-R
		1NO-3NC	XA1E-BV413-R
		4NC	XA1E-BV404-R


Part Numbers: 22mm XW LED Illuminated Mushroom Button E-Stop

Style	Terminal	Contacts	Part Number
40mm Mushroom 	Screw Terminals	1NO - 1NC	XW1E-LV411Q4M-R
		2NC	XW1E-LV402Q4M-R
		1NO-3NC	XW1E-LV413Q4M-R
		4NC	XW1E-LV404Q4M-R




Illumination is with built-in 24V AC/DC LED.

Part Numbers: 22mm XW Mushroom Button E-Stops

Style	Terminal	Contacts	Part Number
40mm Mushroom 	Screw Terminals	1NO - 1NC	XW1E-BV411M-R
		2NC	XW1E-BV402M-R
		1NO-3NC	XW1E-BV413M-R
		4NC	XW1E-BV404M-R

Part Numbers: 22mm XW Jumbo Mushroom Button E-Stops



Style	Terminal	Contacts	Part Number
60mm Mushroom 	Screw Terminals	1NO - 1NC	XW1E-BV511M-R
		2NC	XW1E-BV502M-R
		1NO-3NC	XW1E-BV513M-R
		4NC	XW1E-BV504M-R

A1

Switches & Pilot Devices

Accessories

Part Numbers: Nameplates

HWAV-Yellow Plastic				
 				
Style	Part Number	ID	OD	
XA	16mm Blank ø60mm	HAAV4-0	16mm	60mm
	16mm "Emergency Stop" ø60mm	HAAV4-27*	16mm	60mm
XW 40mm	22mm Blank ø60mm	HWAV-0	22mm	60mm
	22mm "Emergency Stop" ø60mm	HWAV-27*	22mm	60mm
XW 60mm	22mm Blank ø80mm	HWAV5-0	22mm	80mm
	22mm "Emergency Stop" ø80mm	HWAV5-27*	22mm	80mm



*Comes marked "Emergency Stop" as shown.

Part Numbers: 22mm E-Stop Shrouds

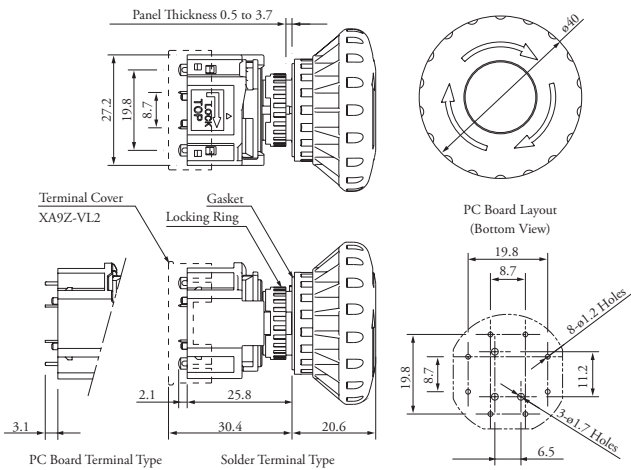
Style	Part Number
	HW9Z-KG1-TK2120
	HW9Z-KG2-TK2120



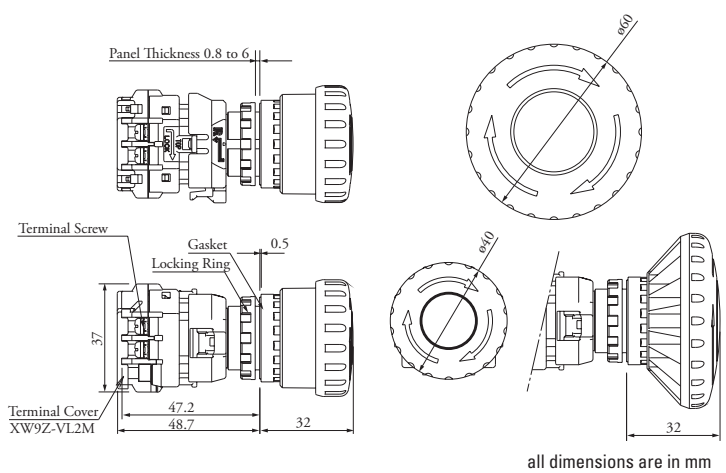
1. Not applicable for 60mm mushroom.
2. Applicable for XW (22mm) series only.

Dimensions

XA Dimensions



XW Dimensions



Connection Diagrams & Panel Cutouts

