


Half-pitch DIP Switch

A6H

Ultra-low Profile, Half-pitch, Surface-mounting DIP Switch

- Very low profile of 1.55 mm.
- Mounting space reduced by 63% (compared with conventional models).
- Washable, seal tape models available.
- Embossed taping models available. (SQ reel (small reel) also available)



RoHS Compliant (Refer to page 8 for details.)

Ordering Information

Type		Standard models		Models with seal tape		
		Stick models	Embossed taping Small reel (units of 500) (See note.)	Stick models	Embossed taping	
No. of poles	Quantity per stick					
4	75	A6H-4101	A6H-4101-PM	A6H-4102	A6H-4102-P	A6H-4102-PM
6	54	A6H-6101	A6H-6101-PM	A6H-6102	A6H-6102-P	A6H-6102-PM
8	40	A6H-8101	A6H-8101-PM	A6H-8102	A6H-8102-P	A6H-8102-PM
10	33	A6H-0101	A6H-0101-PM	A6H-0102	A6H-0102-P	A6H-0102-PM

Note: Embossed taping models are packaged in units of 500 or 4,000. Orders must be made in multiples of either 500 or 4,000. Switches are not sold individually.

Specifications

■ Ratings/Characteristics

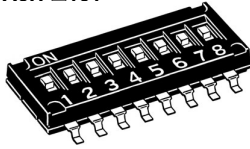
Switching capacity	25 mA at 24 VDC 10 μ A (minimum current) at 3.5 VDC
Ambient temperature	Operating: -20 to 70°C (with no icing or condensation) Storage: -40 to 80°C (with no icing or condensation)
Ambient humidity	Operating: 35% to 90%
Insulation resistance	100 M Ω min. (at 250 VDC)
Contact resistance	200 m Ω max. (initial value)
Dielectric strength	300 VAC for 1 min between terminals of the same polarity, and between terminals of different polarity
Vibration resistance	Malfunction: 10 to 55 Hz, 1.5-mm double amplitude
Shock resistance	Malfunction: 300 m/s ² min.
Life expectancy	Mechanical: 1,000 operations min. Electrical: 1,000 operations min.
Operating force	0.29 to 4.9 N {30 to 500 gf}
Enclosure rating	Equivalent to IP40
Weight	0.09 g (4 poles) 0.12 g (6 poles) 0.15 g (8 poles) 0.18 g (10 poles)

Dimensions

- Note:**
1. All units are in millimeters unless otherwise indicated.
 2. Unless otherwise specified, a tolerance of ± 0.4 mm applies to all dimensions.

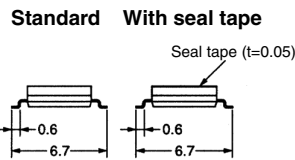
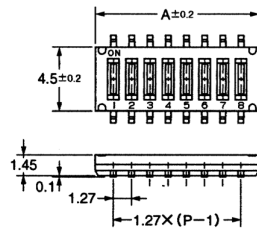
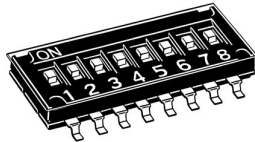
Standard

A6H-□101

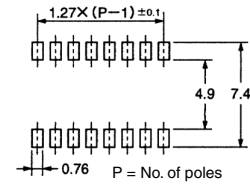


With Seal Tape

A6H-□102
A6H-□102-P



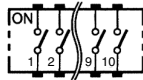
Dimensions of PCB pad (Top View)



No. of poles	Model		Dimension A
4	A6H-4101	A6H-4102	6.31
6	A6H-6101	A6H-6102	8.85
8	A6H-8101	A6H-8102	11.39
10	A6H-0101	A6H-0102	13.93

Installation

■ Internal Connections (Top View)



Precautions

Be sure to refer to General Precautions on pages 5 to 7 for details on proper use.

ALL DIMENSIONS SHOWN ARE IN MILLIMETERS.

To convert millimeters into inches, multiply by 0.03937. To convert grams into ounces, multiply by 0.03527.