

Low-cost DIP Switch

- The sealed bottom prevents flux penetration.
- A variety of models with short or long actuators (levers) available.



Ordering Information

No. of poles	Quantity per stick	Type (striker color)	Flat actuator (Yellow)	Raised actuator (Yellow)	Type	Side actuator (short-lever) (Yellow)	Side actuator (long-lever) (Yellow)
			DIP terminal	DIP terminal		DIP terminal	DIP terminal
2	73		A6E-2101	A6E-2104	70	A6ER-2101	A6ER-2104
3	52		A6E-3101	A6E-3104	50	A6ER-3101	A6ER-3104
4	40		A6E-4101	A6E-4104	39	A6ER-4101	A6ER-4104
5	33		A6E-5101	A6E-5104	32	A6ER-5101	A6ER-5104
6	28		A6E-6101	A6E-6104	27	A6ER-6101	A6ER-6104
7	24		A6E-7101	A6E-7104	24	A6ER-7101	A6ER-7104
8	21		A6E-8101	A6E-8104	21	A6ER-8101	A6ER-8104
9	19		A6E-9101	A6E-9104	19	A6ER-9101	A6ER-9104
10	17		A6E-0101	A6E-0104	17	A6ER-0101	A6ER-0104

Specifications

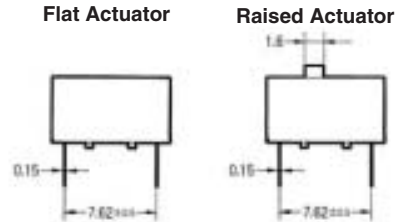
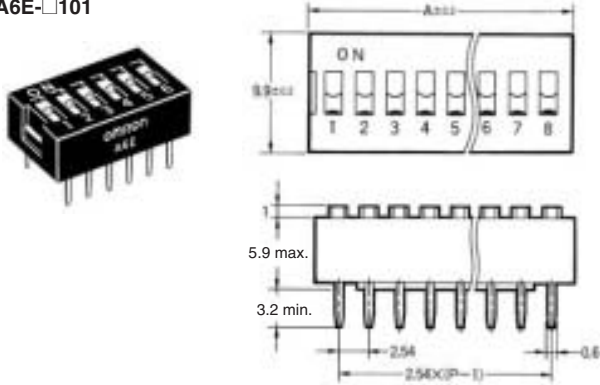
■ Ratings/Characteristics

Switching capacity	25 mA at 24 VDC, 10 μ A (minimum current) at 3.5 VDC
Ambient temperature	Operating: -20°C to 70°C (with no icing)
Ambient humidity	Operating: 35% to 90%
Insulation resistance	100 M Ω min. (at 250 VDC)
Contact resistance	200 m Ω max. (initial value)
Dielectric strength	500 VAC for 1 min between terminals of the same polarity, and between terminals of different polarity
Vibration resistance	Malfunction: 10 to 55 Hz, 1.5-mm double amplitude
Shock resistance	Malfunction: 300 m/s ² min.
Life expectancy	Mechanical: 1,000 operations min. Electrical: 1,000 operations min.
Operating force	0.29 N min. {30 gf}
Weight	A6E: 0.66 g (2 poles), 1.00 g (4 poles), 1.32 g (6 poles), 1.65 g (8 poles), 1.98 g (10 poles) A6ER: 1.01 g (2 poles), 1.51 g (4 poles), 2.00 g (6 poles), 2.51 g (8 poles), 3.02 g (10 poles)

Dimensions

- Note:** 1. All units are in millimeters unless otherwise indicated.
 2. Unless otherwise specified, a tolerance of ± 0.4 mm applies to all dimensions.


Flat Actuator with DIP Terminal A6E-□101



Raised Actuator with DIP Terminal A6E-□104



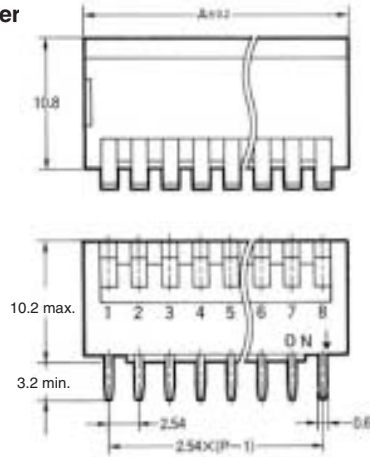
P: Pole numbers



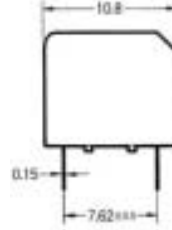
P: Pole numbers

No. of poles	Model		Dimension A
2	A6E-2101	A6E-2104	6.64
3	A6E-3101	A6E-3104	9.18
4	A6E-4101	A6E-4104	11.72
5	A6E-5101	A6E-5104	14.26
6	A6E-6101	A6E-6104	16.80
7	A6E-7101	A6E-7104	19.34
8	A6E-8101	A6E-8104	21.88
9	A6E-9101	A6E-9104	24.42
10	A6E-0101	A6E-0104	26.96

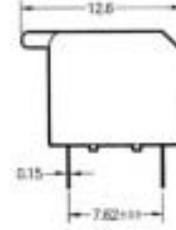
DIP Terminal
Side Actuator (short-lever)
A6ER-□101




Side Actuator
(long-lever)



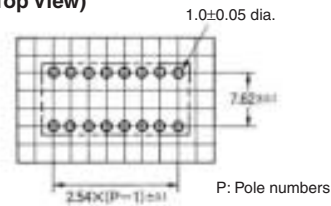
Side Actuator
(short-lever)



Side Actuator (long-lever)
A6ER-□104



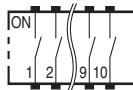
PCB Dimensions
(Top View)



No. of poles	Model		Dimension A
2	A6ER-2101	A6ER-2104	6.64
3	A6ER-3101	A6ER-3104	9.18
4	A6ER-4101	A6ER-4104	11.72
5	A6ER-5101	A6ER-5104	14.26
6	A6ER-6101	A6ER-6104	16.80
7	A6ER-7101	A6ER-7104	19.34
8	A6ER-8101	A6ER-8104	21.88
9	A6ER-9101	A6ER-9104	24.42
10	A6ER-0101	A6ER-0104	26.96

Installation

■ Internal Connections (Top View)



Precautions

Be sure to refer to General Precautions on pages 4 to 6 for details on proper use.

ALL DIMENSIONS SHOWN ARE IN MILLIMETERS.

To convert millimeters into inches, multiply by 0.03937. To convert grams into ounces, multiply by 0.03527.

Cat. No. A103-E1-02