


### High Performance DIP Switches with Dustproof Construction (Internally Sealed)




- Dustproof construction yields superior contact reliability.
- Designed to DIP (Dual Inline Package) standards and allows automatic mounting with IC insertion machines (Flat actuator types only).
- Smooth, sure switching action.
- Gold-plated twin contacts and a slide-type, self-cleaning mechanism ensure high reliability.



RoHS Compliant (Refer to page 8 for details.)

## Ordering Information

### ■ Model Number Legend:

Type		Flat actuator	Raised actuator	Side actuator
				
No. of poles	Quantity per stick (See note 3.)			
2	73	A6D-2100	A6D-2103	A6DR-2100
4	43	A6D-4100	A6D-4103	A6DR-4100
6	30	A6D-6100	A6D-6103	A6DR-6100
8	23	A6D-8100	A6D-8103	A6DR-8100
10	19	A6D-0100	A6D-0103	A6DR-0100

- Note:**
1. The side-actuator model has a flat actuator inside.
  2. Contact your OMRON sales representatives to request special markings or designations.
  3. The quantity per stick applies only to A6Ds. A6DRs are packaged 50 to a box. (A6DRs with two poles only are packaged 100 to a box.)

## Specifications

### ■ Ratings/Characteristics

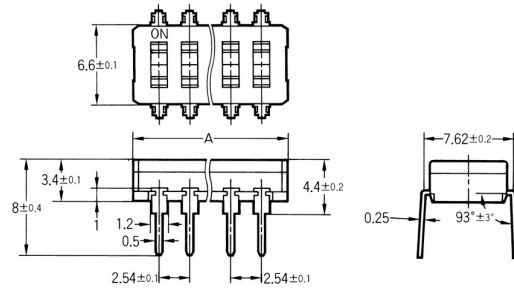

<b>Switching capacity</b>	100 mA at 5 VDC and 30 mA at 30 VDC (switching current) 10 $\mu$ A at 3.5 VDC (minimum current)
<b>Ambient temperature</b>	Operating: -20 to 70°C (no icing)
<b>Ambient humidity</b>	35 to 90%
<b>Insulation resistance</b>	100 m $\Omega$ min. (at 250 VDC)
<b>Contact resistance</b>	100 m $\Omega$ max. (initial value)
<b>Dielectric strength</b>	500 VAC for 1 minute between terminals of the same polarity, and between terminals of different polarity
<b>Vibration resistance</b>	Malfunction: 10 to 55 Hz, 1.5 mm double amplitude
<b>Shock resistance</b>	Malfunction: 300 m/s <sup>2</sup> min.
<b>Life expectancy</b>	Mechanical: 5,000 operations min. Electrical: 2,000 operations min.
<b>Operating force</b>	4.90 N max. {500 gf}
<b>Weight</b>	Flat and raised actuators: 0.28g (2 poles), 0.45 g (4 poles), 0.65 g (6 poles), 0.80 g (8 poles), 1.0 g (10 poles) Side-actuators: 0.53g (2 poles), 0.8 g (4 poles), 1.2 g (6 poles), 1.7 g (8 poles), 2.2 g (10 poles)

## Dimensions

- Note: 1. All units are in millimeters unless otherwise indicated.  
2. Unless otherwise specified, a tolerance of  $\pm 0.4$  mm applies to all the dimensions.

### Flat Actuator

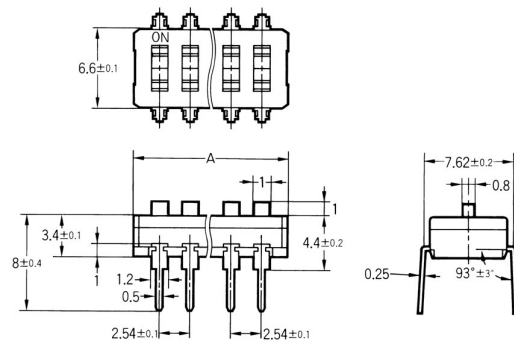

A6D-□100



Model	Dimension A $\pm 0.2$
A6D-2100	7.1
A6D-4100	12.2
A6D-6100	17.3
A6D-8100	22.4
A6D-0100	27.4

### Raised Actuator

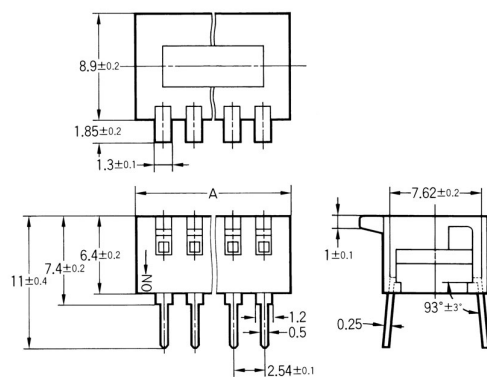

A6D-□103



Model	Dimension A $\pm 0.2$
A6D-2103	7.1
A6D-4103	12.2
A6D-6103	17.3
A6D-8103	22.4
A6D-0103	27.4

### Side Actuator

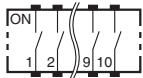
A6DR-□100



Model	Dimension A $\pm 0.2$
A6DR-2100	7.1
A6DR-4100	12.2
A6DR-6100	17.3
A6DR-8100	22.4
A6DR-0100	27.4

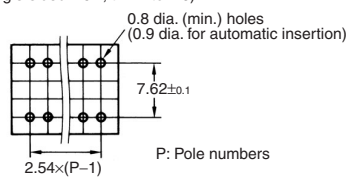
## Installation

### Internal connections (top view)



### Mounting holes (top view)

(Single-sided PCB,  $t=1.2$  to  $1.6$ )



## Precautions

Be sure to refer to General Precautions on pages 5 to 7 for details on proper use.

**ALL DIMENSIONS SHOWN ARE IN MILLIMETERS.**

To convert millimeters into inches, multiply by 0.03937. To convert grams into ounces, multiply by 0.03527.