

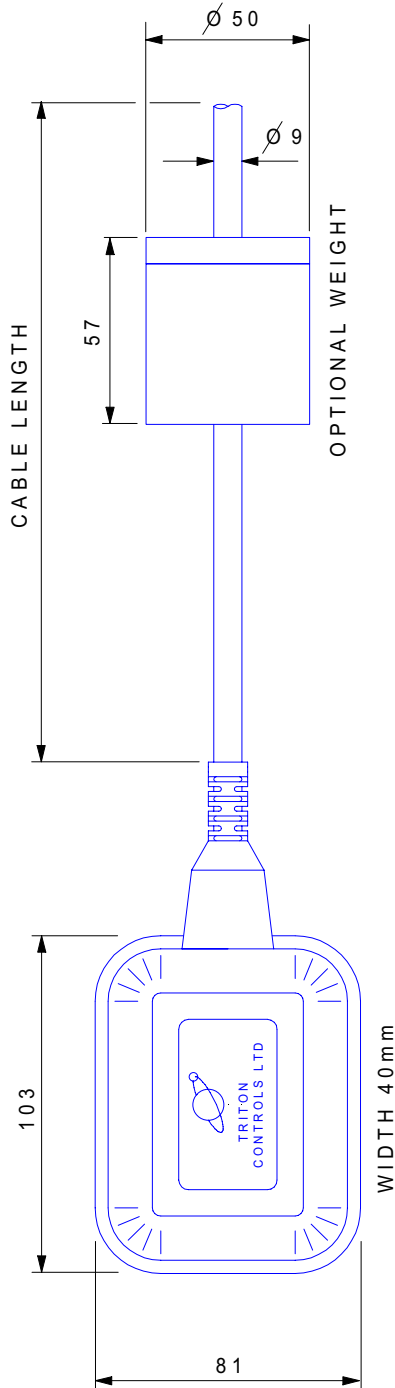


TRITON CONTROLS - FLOAT SWITCHES

WRAS APPROVED

Certificate No. 0201050

LR07 – NON MERCURY LEVEL REGULATORS FOR USE IN POTABLE WATER.



Float Switches are inexpensive and efficient liquid level detectors. They are simple to install, and designed for trouble free operation over a long life. The LR07 is a plastic float switch moulded to a EPDM. 3 core cable. Actuation is via a roller ball and micro-switch arrangement within the switch thereby eliminating all heavy metals from this version.

Construction

The unit comprises three major components:

1. The float chamber houses the micro-switch arrangement, totally sealed within a polypropylene casing, with a single pole double throw action.
2. The three-cored cable, connected to the micro-switch assembly inside the float chamber, is sheathed in EPDM. This cable is supplied in three standard lengths, 5 metres, 10 metres and 20 metres $\pm 5\%$ of the length quoted. Other cable lengths are available to order.
3. The optional stabilizing weight may be fixed at any point on the cable using the rubber "O" ring supplied. The weight is sealed within a moulded polypropylene housing. In order to provide total positional security a nylon cable-tie is provided for attachment to the cable beneath the weight

Mounting

Whilst no hard and fast rules apply to the mounting of these units, the lead should be supported in an enclosed vessel, and in an open vessel it is advantageous to clip the lead to the side, especially if excessive turbulence is experienced.

To obviate the effects of rapid switching conditions that would result if such turbulence is experienced, it is advantageous to use a maintaining circuit which both safeguards the micro-switch and cuts out any chatter in the starters of associated pumps etc.

**TRITON CONTROLS LTD., UNIT 2, RANDOLPH INDUSTRIAL ESTATE,
EVENWOOD, BISHOP AUCKLAND, Co. DURHAM. DL14 9SJ. ENGLAND.**

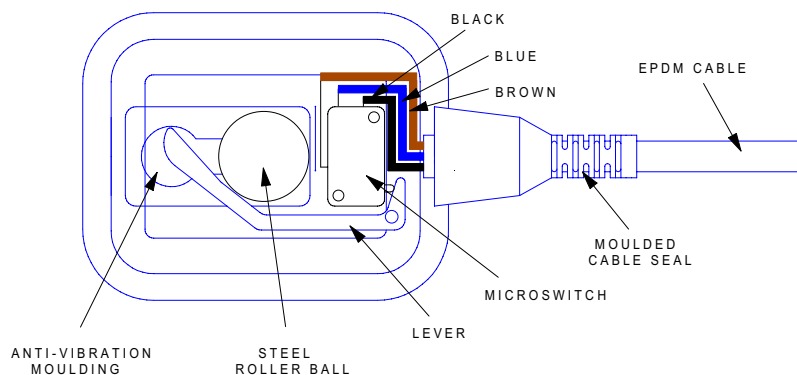
TEL +44 (0) 1388 833000 FAX +44 (0) 1388 833680

Web : www.tritoncontrols.co.uk Email : info@tritoncontrols.co.uk



LR07 - PLASTIC FLOAT SWITCH

Method of Operation

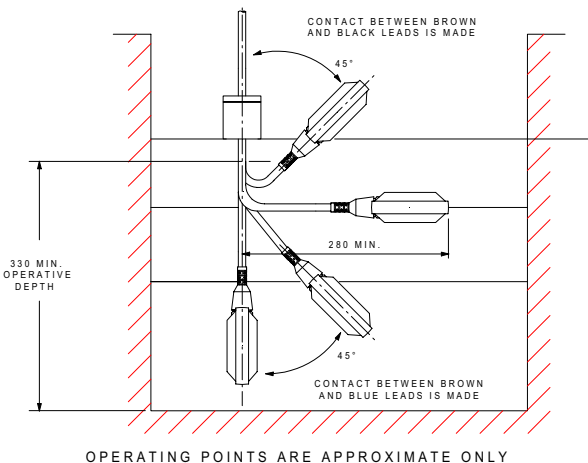


The micro-switch assembly inside the float, axially mounted in line with the weight, changes contacts according to the float's position, as in the diagram below. Therefore as the liquid level drops or rises slowly, a pump or flow control suitably connected, can be switched in or out to maintain an average level of the liquid. By connecting only one side of the switch, the unit can be also used to fill or empty the tank as required.

Dimensions, in mm, do not take into consideration any lateral swing of the cable.

Contact rating: 250V 15A, non-inductive.
250V 10A, inductive. 1.3 HP

NOTE: Local regulations may limit the voltage.



Max. temperature 23° C

Max. submerged depth 20 metres

Compressive Strength 482 KN/m² (70 lbf/in²)

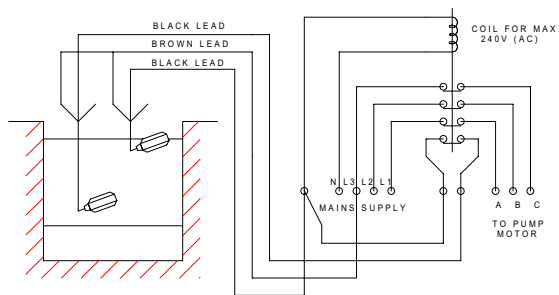
Operational in specific gravities from 0.9 to 1.3

A comprehensive list of chemical resistances for the LR07 float switch is available on request.

When ordering please specify part numbers.

Type	Part Number	Weight (Approx.)
5 metre cable	LR07-L05M	0.7 Kg
10 metre cable	LR07-L10M	1.2 Kg
20 metre cable	LR07-L20M	2.2 Kg
LR07 Weight		275 g

Connection diagram for automatically emptying tank



Connection diagram for automatically refilling tank

