MICRO SWITCH
a Honeywell Division
FED. MFG. CODE 01929

SWITCH - TOGGLE

CATALOG LISTING
2TL82-10

THIS DRAWING COVERS A PROPRIETARY ITEM AND IS THE PROPERTY OF MICRO SWITCH, A DIVISION OF HONEYWELL. THIS DRAWING IS NOT TO BE COPIED OR USED WITHOUT THE APPROVAL OF MICRO SWITCH

MILITARY RATING (AMPS)								
RESISTIVE LOAD DC VOLTS			AC VOLTS		LAMP LOAD		INDUCTIVE LOAD	
28	125	250	125	250	28 VDC	125 VAC	28 VDC	125 VAC
20	.75	.5	15	6	7	4	15	15

CIRCUIT MADE WITH TOGGLE LEVER IN

KEYWAY SIDE	CENTER	OPPOSITE KEYWAY
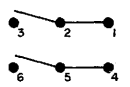	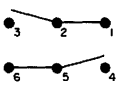	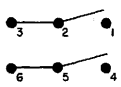
MAINTAINED POSITION	MAINTAINED POSITION	MAINTAINED POSITION

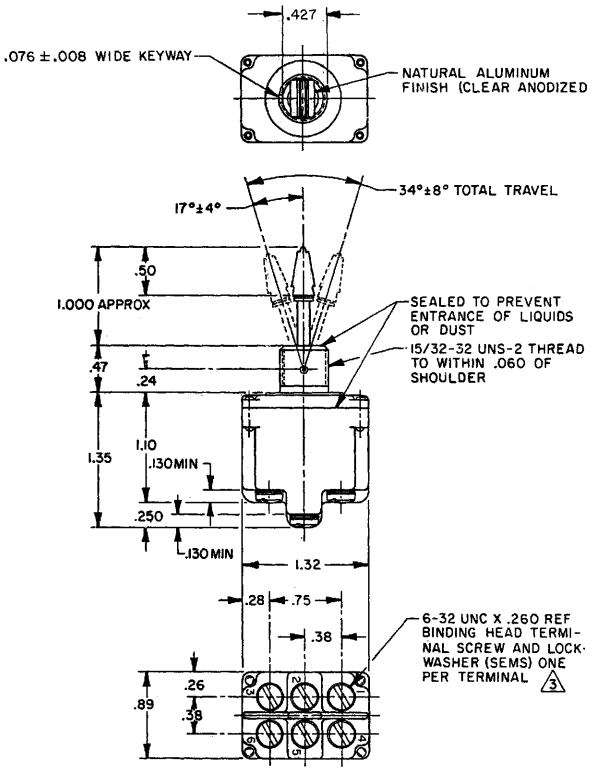

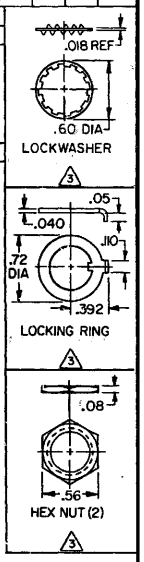

NOTES
1 - SWITCHES ARE CAPABLE OF WITHSTANDING A TEMPERATURE OF 160°F CONTINUOUSLY AT FULL RATED LOAD
2 - CIRCUIT DESIGNATION AND MICRO SWITCH CATALOG LISTING MARKED ON SIDE OF SWITCH
3 - FURNISHED UNASSEMBLED
4 - FOR TERMINAL COVER SEE MICRO SWITCH CAT. LIST. 5PA8

15A-125,250 OR 277VAC
1/2HP-125VAC;1HP-250,277VAC
5A-125VAC "L" CODE L191

THIRD ANGLE PROJECTION

SCALE -

DO NOT SCALE PRINT

UNLESS OTHERWISE SPECIFIED TOLERANCES ARE

ONE PLACE	(.0)	±.030
TWO PLACE	(.00)	±.015
THREE PLACE	(.000)	±.005
ANGLES		± -

WEIGHT .12 LB APPROX

CATALOG LISTING 2TL82-10 | PAGE 1 OF 1 | RELEASE NO. PR-8801 | REPLACES
ISSUE 12 | CHECK | 03JUL08
REVISIONS
A 94998 GJW 2 APR 99
B 90-94439 KGT 24 NOV 99
C 200031 JJA 21 JAN 00
D 0041121 KVS 03JUL08
ASD | CHECK | 5 APR 99 | JAF | CHECK | 2 APR 99 | GJW
RASTER | DRAWN

Downloaded from Elcodis.com electronic components distributor