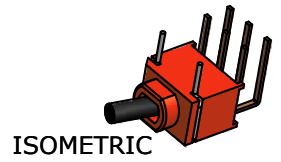
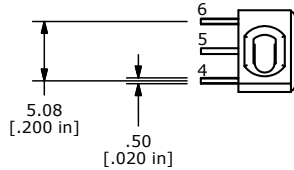
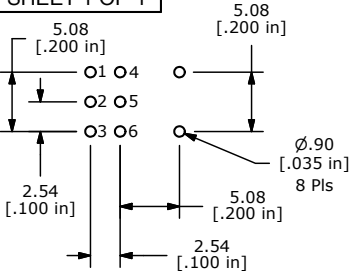
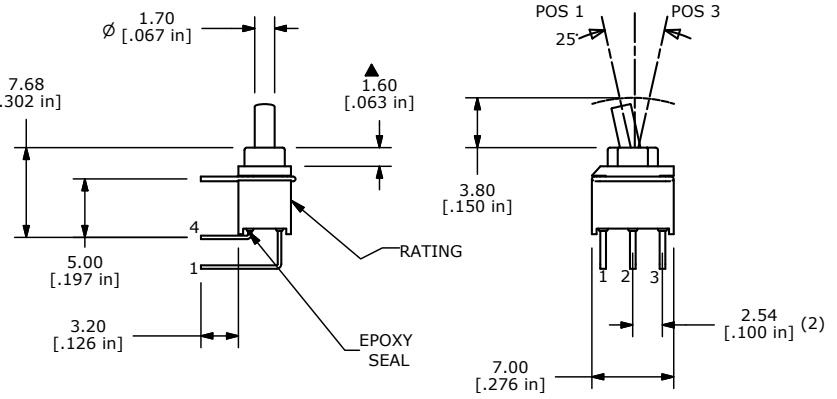
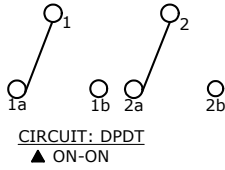


SHEET 1 OF 1



▲ SWITCH FUNCTION		
POS. 1	POS. 2	POS. 3
ON	NONE	ON
2-3; 5-6	N/A	2-1; 5-4



- NOTE:
1. ALL DIMENSIONS IN MM [INCH]
  2. GENERAL TOLERANCE: X.X=±0.4 X.XX=±0.25
  3. TERMINAL NUMBERS FOR REF ONLY
  - ▲ 4. STATIONARY CONTACTS: COPPER ALLOY W/GOLD PLATING
  - ▲ 5. MOVING CONTACTS: COPPER ALLOY W/ GOLD PLATING
  5. RATING: 0.4 VA max. @ 20V AC OR DC max.
  6. CONTACT RESISTANCE: <100 MILLI-OHM
  7. MECHANICAL LIFE: 40,000 MAKE-AND-BREAK CYCLES.
  8. INSULATION RESISTANCE: 500 MEGA-OHM min.
  9. DIELECTRIC STRENGTH: 500 V RMS @SEA LEVEL.
  10. OPERATING TEMP.: -30°C to 85°C
  11. ▲ DENOTES CRITICAL PARAMETER.
  12. SEAL RATING: IP67
  13. 2002/95/EC (ROHS) COMPLIANT



B	19606	UPDATE PLATING NOTE	01/20/11	BMA
A	19141	New Release	6/15/10	rc
REV	PCR NO	DESCRIPTION	DATE	BY

TITLE 200UDP1T1A1M6RE				
SCALE 2:1	DATE 2/12/2010	DR RC	DWG T250004	REV B

THE INFORMATION CONTAINED IN THIS DOCUMENT IS PROPRIETARY TO E-SWITCH AND IS NOT TO BE COPIED OR TRANSFERRED