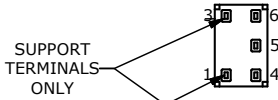
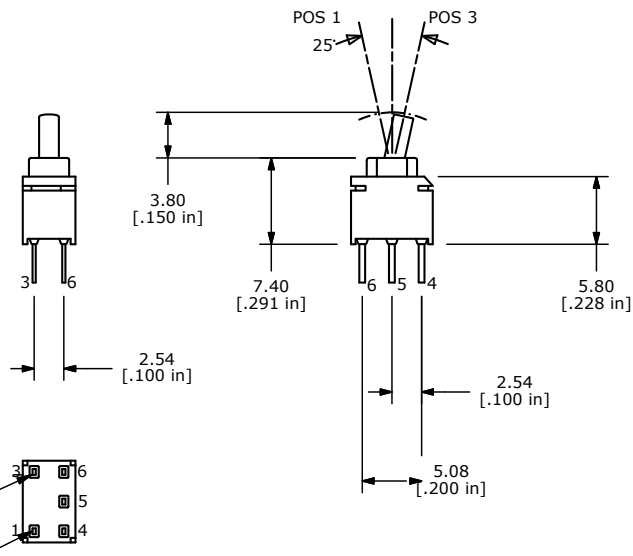
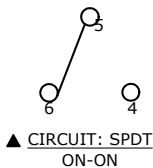


▲ SWITCH FUNCTION		
POS. 1	POS. 2	POS. 3
ON	NONE	ON
5-4	N/A	5-6



- NOTE:
1. ALL DIMENSIONS IN MM [INCH]
 2. GENERAL TOLERANCE: X.X=±0.4
X.XX=±0.25
 3. TERMINAL NUMBERS FOR REF ONLY
 - ▲ 4. STATIONARY CONTACTS: COPPER ALLOY W/ GOLD PLATING
 - ▲ 5. MOVING CONTACT: COPPER ALLOY W/ GOLD PLATING (B)
 6. RATING: 0.4 VA max. @ 20V AC OR DC max.
 7. CONTACT RESISTANCE: <100 MILLI-OHM
 8. MECHANICAL LIFE: 40,000 MAKE-AND-BREAK CYCLES.
 9. INSULATION RESISTANCE: 500 MEGA-OHM min.
 10. DIELECTRIC STRENGTH: 500 V RMS @SEA LEVEL.
 11. OPERATING TEMP.: -30°C to 85°C
 12. ▲ DENOTES CRITICAL PARAMETER.
 13. SEAL RATING: IP67
 14. PACKAGING: 65 PCS. PER TUBE
 15. 2002/95/EC (ROHS) COMPLIANT

B	19606	UPDATE PLATING NOTE	01/20/11	BMA
A	19141	New-Release	6/15/10	rc
REV	PCR NO	DESCRIPTION	DATE	BY

THE INFORMATION CONTAINED IN THIS DOCUMENT IS PROPRIETARY TO E-SWITCH AND IS NOT TO BE COPIED OR TRANSFERRED

TITLE 200USP1T1A1M2RE			
SCALE	DATE	DR	DWG
2:1	2/12/2010	RC	T250000
			REV
			B