



NTC THERMISTORS: TYPE NB

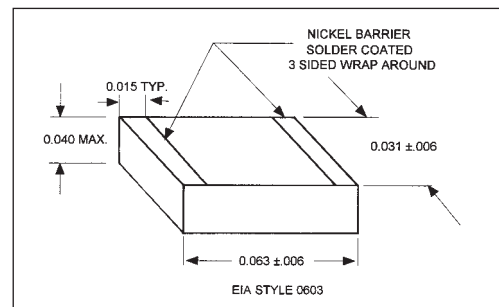
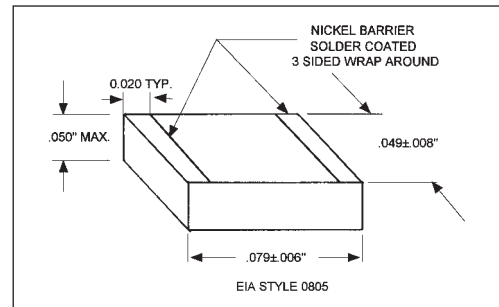
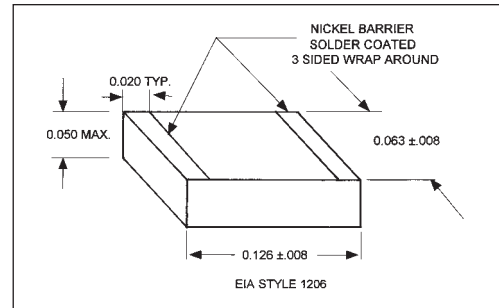
NICKEL BARRIER SMD CHIP THERMISTOR 1206/0805 & 0603 SIZE

DESCRIPTION:

1206, 0805 & 0603 negative temperature coefficient (NTC) Ceramic chip thermistors are intended for surface mounting applications. The terminations are solder plated with nickel barrier. Type NB's are manufactured using Thermometrics exclusive "State of the Art" materials and processing techniques. These techniques result in a low cost, rugged and stable component.

FEATURES:

- Cost effective thermistor for automatic placement
- Solder plated Nickel Barrier Terminations
- Standard resistance tolerances down to $\pm 3\%$
- High sensitivity to changes in temperature
- Suitable for temperature measurement, control and compensation
- Suitable for wave and reflow soldering
- Wide operating temperature range -40°C to 125°C
- Rugged construction
- Available pocket taped (8mm) to EIA RS-481



TYPE NUMBER (BULK PACK)	R@25°C (Ohms)	MATERIAL SYSTEM	tc @ 25°C (%/°C)	BETA (K) 25/85
NB1206SA103JB	10K	2	-3.89	3540
NB1206SA503JB	50K	5	-4.13	3740
NB1206SB104JB	100K	1	-4.39	3977
NB0805SA103JB	10K	2	-3.89	3540
NB0805SD223JB	22K	2A	-3.99	3627
NB0805SC303JB	30K	5A	-4.11	3730
NB0805SE503JB	50K	5	-4.13	3740
NB0805SB104JB	100K	1	-4.39	3977
NB0603SA103JB	10K	2	-3.89	3540
NB0603SE503JB	50K	5	-4.13	3740
NB0603SB104JB	100K	1	-4.39	3977

Crown Industrial Estate, Priorswood Road
Taunton, Somerset TA2 8QY UK
Tel +44 (0) 1823 335200
Fax +44 (0) 1823 332637

808 US Highway 1
Edison, New Jersey 08817-4695 USA
Tel +1 (732) 287 2870
Fax +1 (732) 287 8847

967 Windfall Road
St. Marys, Pennsylvania 15857-3397 USA
Tel +1 (814) 834 9140
Fax +1 (814) 781 7969



NTC THERMISTORS: TYPE NB

NICKEL BARRIER SMD CHIP THERMISTOR 1206/0805 & 0603 SIZE

RESISTANCE v TEMPERATURE DATA

TEMP °C	RATIO Rt/R25 Nominal MATERIAL SYSTEM				
	1	2	2A	5	5A
-55	94.57	56.63	61.82	73.35	70.47
-45	46.67	30.22	32.64	37.53	36.35
-35	24.11	16.81	17.96	20.08	19.59
-25	12.99	9.72	10.26	11.20	10.99
-15	7.281	5.816	6.069	6.485	6.398
-5	4.229	3.593	3.708	3.886	3.851
5	2.539	2.286	2.333	2.403	2.390
15	1.571	1.493	1.508	1.530	1.526
25	1.0000	1.0000	1.0000	1.0000	1.0000
35	0.6530	0.6849	0.6785	0.6698	0.6710
45	0.4367	0.4789	0.4702	0.4587	0.4603
55	0.2985	0.3414	0.3324	0.3208	0.3222
65	0.2082	0.2477	0.2393	0.2286	0.2298
75	0.1480	0.1827	0.1752	0.1658	0.1667
85	0.10700	0.13682	0.13029	0.12228	0.12297
95	0.07864	0.10392	0.09832	0.09154	0.09204
105	0.05868	0.07998	0.07521	0.06950	0.06986
115	0.04439	0.06231	0.05826	0.05346	0.05371
125	0.03403	0.04911	0.04567	0.04163	0.04180

DATA:

Resistance Tolerance @ 25°C.....±5% (J)
Tolerance on "Beta".....±1%
Time constant10 sec Typ.
Dissipation factor.....8 mW/°C Typ.
Operating Range.....-40°C to 125°C
Soldering & cleaning ...Information available upon request.

OPTIONS:

- For reel taping replace suffix "B" with "R" in Type Number
- Other resistance values in the range 2KΩ - 200KΩ available
- Other tolerances (K) ±10% and (H) ±3% available
- Tolerances at temperatures other than 25°C available.