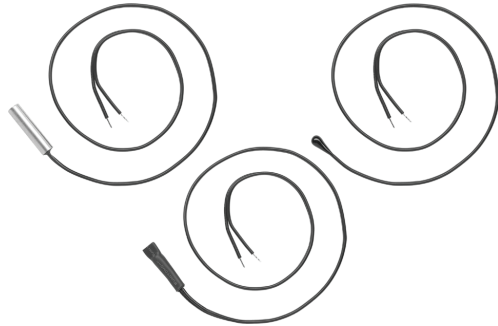


NTC Thermistors, Special Long Lead Sensors



FEATURES

- Accurate over wide temperature range
- High stability
- Excellent price/performance ratio
- High adhesive strength between PVC wire and the encapsulating laquer
- Old part number was 2322 641 2/3/4....
- Compliant to RoHS directive 2002/95/EC and in accordance to WEEE 2002/96/EC



RoHS COMPLIANT

APPLICATIONS

Temperature measurement, sensing and control in remote locations and for various environmental conditions.

DESCRIPTION

These sensors exist of a small NTC chip reflow soldered between two AWG24 UL-2468 wires. They are lacquered and insulated with black epoxy (NTCLE/641-2 type), sleeved (NTCLS/641-3 type) or potted into a brass pipe (NTCLP/641-4 type).

MARKING

UL mark on wire, no mark on body.

PAKAGING

The thermistors are packed in cardboard boxes; each box containing 500 pieces.

DESIGN-IN SUPPORT

Also available with UL-2651 PVC 105 °C
For complete curve computation, visit:
www.vishay.com/thermistors/curve-computation-list/

MOUNTING

By soldering or clamping the wire ends, in any position. Body can be inserted or taped attached. Not intended for fluid immersed applications.

QUICK REFERENCE DATA		
PARAMETER	VALUE	UNIT
Resistance value at 25 °C (R_{25})	2.2 to 100	k Ω
Tolerance on R_{25} - value ⁽³⁾	± 3	%
Tolerance on $B_{25/85}$ - value	± 1.5 or ± 0.75	%
$B_{25/85}$ - value	3977 to 4190	K
Maximum dissipation	250	mW
Dissipation factor:		
NTCLE400...	6.0	mW/K
NTCLS100...	8.0	mW/K
NTCLP100...	6.0	mW/K
Response time ⁽¹⁾ :		
NTCLE400...	≈ 7	s
NTCLS100...	≈ 15	s
NTCLP100...	≈ 10	s
Operating temperature range:		
at zero dissipation (continuously)	- 40 to + 85	°C
at maximum dissipation	0 to + 50	°C
Climatic category	40/085/56	
Weight		
NTCLE400...	≈ 4	g
NTCLS100...	≈ 6	g
NTCLP100...	≈ 6	g

Notes

- ⁽¹⁾ Response time in silicone oil MS 200/50. This is the time needed for the sensor to reach 63.2 % of the total temperature difference when subjected to a temperature change from 25 °C in air to 85 °C in oil.
- ⁽²⁾ Wire length and wire type are optional on request. The products can be provided with a connector on request.
- ⁽³⁾ Tighter tolerances on R_{25} are available upon request.

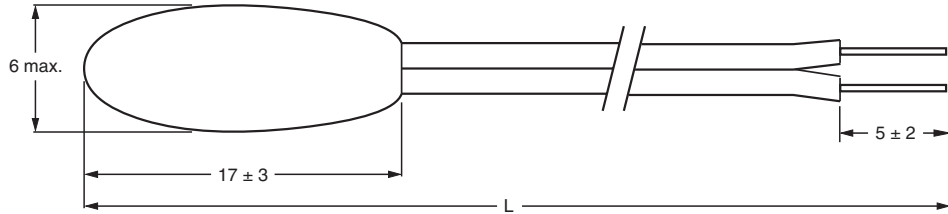
ELECTRICAL DATA AND ORDERING INFORMATION							
R_{25} (k Ω)	$B_{25/85}$ - VALUE	SAP PART AND ORDERING NUMBER ⁽⁴⁾⁽⁵⁾			12NC NUMBER 2381 641		
		EPOXY TYPE	SLEEVED TYPE	PIPE TYPE	EPOXY-COATED TYPE	SLEEVED TYPE	BRASS-PIPE TYPE
2.2	3977K ± 0.75 %	NTCLE400E3222H	NTCLS100E3222H	NTCLP100E3222H	26222	36222	46222
4.7	3977K ± 0.75 %	NTCLE400E3472H	NTCLS100E3472H	NTCLP100E3472H	26472	36472	46472
5	3977K ± 0.75 %	NTCLE400E3502H	NTCLS100E3502H	NTCLP100E3502H	26502	36502	46502
10	3977K ± 0.75 %	NTCLE400E3103H	NTCLS100E3103H	NTCLP100E3103H	26103	36103	46103
47	4090K ± 1.5 %	NTCLE400E3473H	NTCLS100E3473H	NTCLP100E3473H	26473	36473	46473
100	4190K ± 1.5 %	NTCLE400E3104H	NTCLS100E3104H	NTCLP100E3104H	26104	36104	46104

Notes

- ⁽⁴⁾ Other values based on the NTCC100E4.... series are available on request.
- ⁽⁵⁾ The specified catalog numbers refer to products with L = 400 mm, without connector and adopt UL-2468.AWG24 wire.

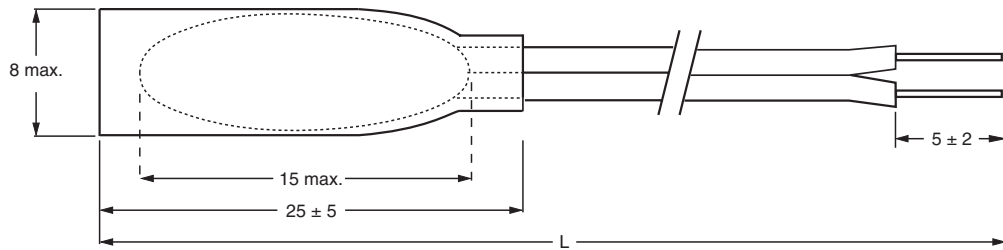
DIMENSIONS in millimeters

Epoxy-coated type 2381 641 2..../NTCLE400E....



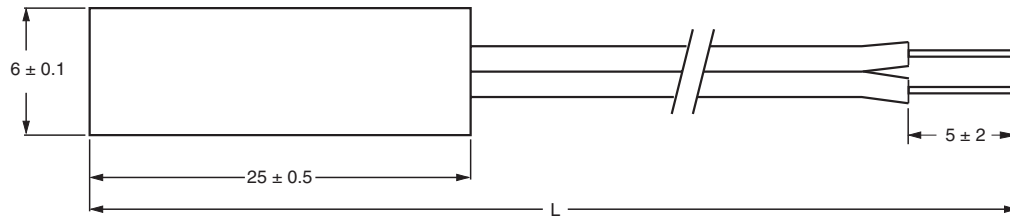
$L = 400 \text{ mm} + 15/- 0$
Other wire lengths available on request.

Sleeved type 2381 641 3..../NTCLS100E....



$L = 400 \text{ mm} + 15/- 0$
Other wire lengths available on request.

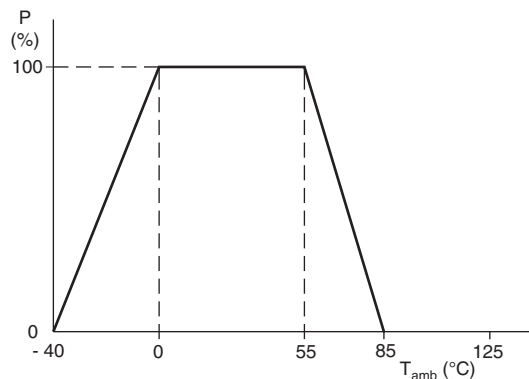
Brass-pipe type 2381 641 4..../NTCLP100E....



$L = 400 \text{ mm} + 15/- 0$
Other wire lengths available on request.

DERATING

Power derating curve.



NTCLE400, NTCLS100, NTCLP100/2381 641



Vishay BCcomponents

NTC Thermistors, Special Long
Lead Sensors

RESISTANCE VALUES AT INTERMEDIATE TEMPERATURES WITH R_{25} AT 2.2 k Ω , 4.7 k Ω , 5.0 k Ω AND 10 k Ω

T_{oper} [°C]	PART NR. NTCL**00E3222H 2381 641 *6222	PART NR. NTCL**00E3472H 2381 641 *6472	PART NR. NTCL**00E3502H 2381 641 *6502	PART NR. NTCL**00E3103H 2381 641 *6103	$\Delta R/R$ [%]	TCR [%/K]	$\Delta T_{max.}$ [± K]
	R_T [Ω]	R_T [Ω]	R_T [Ω]	R_T [Ω]			
-40	73 061	156 084	166 047	332 094	5.87	-6.62	0.89
-35	52 778	112 753	119 950	239 900	5.60	-6.39	0.88
-30	38 544	82 344	87 600	175 200	5.33	-6.18	0.86
-25	28 443	60 765	64 643	129 287	5.08	-5.98	0.85
-20	21 199	45 288	48 179	96 358	4.83	-5.78	0.84
-15	15 950	34 075	36 250	72 500	4.60	-5.60	0.82
-10	12 110	25 872	27 523	55 046	4.37	-5.42	0.81
-5	9275	19 814	21 078	42 157	4.15	-5.25	0.79
0	7162	15 300	16 277	32 554	3.94	-5.09	0.77
5	5574	11 909	12 669	25 339	3.74	-4.93	0.76
10	4372	9340	9936	19 872	3.55	-4.79	0.74
15	3454	7378	7849	15 698	3.36	-4.64	0.72
20	2747	5869	6244	12 488	3.18	-4.51	0.70
25	2200	4700	5000	10 000	3.00	-4.38	0.69
30	1773	3788	4030	8059	3.17	-4.25	0.75
35	1438	3071	3267	6535	3.33	-4.13	0.81
40	1173	2505	2665	5330	3.49	-4.02	0.87
45	961.8	2055	2186	4372	3.65	-3.91	0.93
50	793.2	1694	1803	3605	3.80	-3.80	1.00
55	657.5	1405	1494	2989	3.94	-3.70	1.07
60	547.8	1170	1245	2490	4.08	-3.60	1.13
65	458.6	979.7	1042	2084	4.22	-3.51	1.20
70	385.7	823.9	876.5	1753	4.35	-3.42	1.27
75	325.8	696.0	740.5	1481	4.48	-3.33	1.35
80	276.4	590.5	628.2	1256	4.60	-3.25	1.42
85	235.5	503.0	585.2	1070	4.73	-3.17	1.49



NTCLE400, NTCLS100, NTCLP100/2381 641

NTC Thermistors, Special Long
Lead Sensors

Vishay BCcomponents

RESISTANCE VALUES AT INTERMEDIATE TEMPERATURES WITH R_{25} AT 47 k Ω

T_{oper} [°C]	PART NR. NTCL**00E3473H 2381 641 *6473	$\Delta R/R$ [%]	TCR [%/K]	$\Delta T_{max.}$ [± K]
	R_T [Ω]			
-40	1 589 068	8.91	- 6.54	1.36
-35	1 151 627	8.34	- 6.34	1.32
-30	842 790	7.79	- 6.15	1.27
-25	622 597	7.27	- 5.96	1.22
-20	464 110	6.77	- 5.79	1.17
-15	348 989	6.28	- 5.62	1.12
-10	264 628	5.82	- 5.45	1.07
-5	202 280	5.37	- 5.30	1.01
0	155 823	4.94	- 5.14	0.96
5	120 932	4.52	- 5.00	0.91
10	94 528	4.12	- 4.86	0.85
15	74 399	3.74	- 4.72	0.79
20	58 945	3.36	- 4.59	0.73
25	47 000	3.00	- 4.47	0.67
30	37 706	3.35	- 4.35	0.77
35	30 429	3.69	- 4.23	0.87
40	24 696	4.02	- 4.12	0.97
45	20 154	4.33	- 4.01	1.08
50	16 534	4.64	- 3.91	1.19
55	13 633	4.94	- 3.81	1.30
60	11 296	5.23	- 3.71	1.41
65	9404	5.51	- 3.62	1.52
70	7865	5.78	- 3.53	1.64
75	6607	6.04	- 3.44	1.75
80	5573	6.30	- 3.36	1.87
85	4721	6.55	- 3.28	2.00

NTCLE400, NTCLS100, NTCLP100/2381 641



Vishay BCcomponents

NTC Thermistors, Special Long
Lead Sensors

RESISTANCE VALUES AT INTERMEDIATE TEMPERATURES WITH R_{25} AT 100 k Ω				
T_{oper} [°C]	PART NR. NTCL**00E3104H 2381 641 *6104	$\Delta R/R$ [%]	TCR [%/K]	$\Delta T_{max.}$ [± K]
	R_T [Ω]			
-40	3 666 299	9.05	- 6.69	1.35
-35	2 637 588	8.47	- 6.49	1.31
-30	1 916 576	7.91	- 6.29	1.26
-25	1 406 111	7.37	- 6.10	1.21
-20	1 041 184	6.86	- 5.92	1.16
-15	777 846	6.36	- 5.75	1.11
-10	586 097	5.89	- 5.58	1.06
-5	445 257	5.43	- 5.42	1.00
0	340 942	4.99	- 5.26	0.95
5	263 054	4.56	- 5.11	0.89
10	204 446	4.15	- 4.97	0.84
15	160 014	3.75	- 4.83	0.78
20	126 087	3.37	- 4.70	0.72
25	100 000	3.00	- 4.57	0.66
30	79 808	3.36	- 4.45	0.75
35	64 077	3.70	- 4.33	0.86
40	51 745	4.04	- 4.22	0.96
45	42 021	4.36	- 4.11	1.06
50	34 308	4.68	- 4.00	1.17
55	28 156	4.98	- 3.90	1.28
60	23 222	5.28	- 3.80	1.39
65	19 246	5.57	- 3.71	1.50
70	16 025	5.85	- 3.62	1.62
75	13 402	6.12	- 3.53	1.73
80	11 258	6.38	- 3.45	1.85
85	9496	6.64	- 3.36	1.97

TESTS AND REQUIREMENTS

STABILITY TESTS				
IEC	CECC	TEST	PROCEDURE	DRIFT REQUIREMENT
	D3; 4.20.1	Endurance	85 °C; 1000 h	$\Delta R/R < 5 \%$
60068-2-1		Endurance	- 40 °C; 1000 h	$\Delta R/R < 5 \%$
60539		Endurance	250 mW; 55 °C; 1000 h	$\Delta R/R < 5 \%$
60068-2-3	D1; 4.19	Damp heat, steady state	56 days at 40 °C; 90 % to 95 % RH	$\Delta R/R < 7 \%$
60068-20-14	C2; 4.14	Rapid change of temperature	- 40 °C to + 85 °C; 50 cycles	$\Delta R/R < 5 \%$



Disclaimer

ALL PRODUCT, PRODUCT SPECIFICATIONS AND DATA ARE SUBJECT TO CHANGE WITHOUT NOTICE TO IMPROVE RELIABILITY, FUNCTION OR DESIGN OR OTHERWISE.

Vishay Intertechnology, Inc., its affiliates, agents, and employees, and all persons acting on its or their behalf (collectively, "Vishay"), disclaim any and all liability for any errors, inaccuracies or incompleteness contained in any datasheet or in any other disclosure relating to any product.

Vishay makes no warranty, representation or guarantee regarding the suitability of the products for any particular purpose or the continuing production of any product. To the maximum extent permitted by applicable law, Vishay disclaims (i) any and all liability arising out of the application or use of any product, (ii) any and all liability, including without limitation special, consequential or incidental damages, and (iii) any and all implied warranties, including warranties of fitness for particular purpose, non-infringement and merchantability.

Statements regarding the suitability of products for certain types of applications are based on Vishay's knowledge of typical requirements that are often placed on Vishay products in generic applications. Such statements are not binding statements about the suitability of products for a particular application. It is the customer's responsibility to validate that a particular product with the properties described in the product specification is suitable for use in a particular application. Parameters provided in datasheets and/or specifications may vary in different applications and performance may vary over time. All operating parameters, including typical parameters, must be validated for each customer application by the customer's technical experts. Product specifications do not expand or otherwise modify Vishay's terms and conditions of purchase, including but not limited to the warranty expressed therein.

Except as expressly indicated in writing, Vishay products are not designed for use in medical, life-saving, or life-sustaining applications or for any other application in which the failure of the Vishay product could result in personal injury or death. Customers using or selling Vishay products not expressly indicated for use in such applications do so at their own risk and agree to fully indemnify and hold Vishay and its distributors harmless from and against any and all claims, liabilities, expenses and damages arising or resulting in connection with such use or sale, including attorneys fees, even if such claim alleges that Vishay or its distributor was negligent regarding the design or manufacture of the part. Please contact authorized Vishay personnel to obtain written terms and conditions regarding products designed for such applications.

No license, express or implied, by estoppel or otherwise, to any intellectual property rights is granted by this document or by any conduct of Vishay. Product names and markings noted herein may be trademarks of their respective owners.