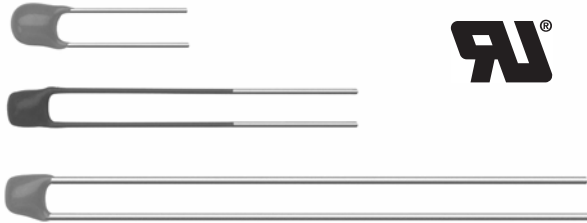


NTC Thermistors, Radial Leaded, Accuracy Line



FEATURES

- Accurate over a wide temperature range (tolerance on B-value between 2.0 % and 0.5 %)
- Good stability over a long life
- Excellent price/performance ratio
- Low heat conductivity through 0.4 mm Ni-leads
- UL recognized, file E148885
- Old part number was 2322 640 5....
- Component in accordance to RoHS 2002/95/EC and WEEE 2002/96/EC


RoHS
COMPLIANT

QUICK REFERENCE DATA

PARAMETER	VALUE
Resistance value at 25 °C	2 kΩ to 470 kΩ
Tolerance on R_{25} - value	± 5 %; ± 3 %; ± 2 %; ± 1 %
Tolerance on $B_{25/85}$ - value	± 2.0 % to 0.5 %
Maximum dissipation	100 mW
Dissipation factor δ	2.2 mW/K
Response time ⁽¹⁾	≈ 1.7 s
Thermal time constant τ	13 s
Operating temperature range at:	
Zero dissipation (continuously)	- 40 °C to + 125 °C
Zero dissipation (for short periods) ⁽²⁾	≤ 150 °C
Maximum dissipation (100 mW)	0 °C to + 55 °C
Climatic category	40/125/56
Mass	≈ 0.11 g

Notes

- ⁽¹⁾ Response time in silicone oil MS200/50. This is the time needed for the sensor to reach 63.2 % of the total temperature difference when subjected to a temperature change from 25 °C in air to 85 °C in oil.
- ⁽²⁾ Valid for all types with the exception of the R_{25} values 12 kΩ, 22 kΩ and 470 kΩ.

APPLICATIONS

Temperature measurement, sensing and control in industrial, consumer and telecom applications. For on-board sensing or accurate remote sensing.

DESCRIPTION

These thermistors are made of NTC ceramic material. The device consists of a chip with two tinned nickel leads. The parts are coated and color band marked.

PACKAGING

The thermistors are packed in cardboard boxes; the smallest packing quantity is 500 units.

DESIGN-IN SUPPORT

For complete Curve Computation, visit:

www.vishay.com/thermistors/curve-computation-list/

MARKING

The thermistors are marked with colored bands on a grey epoxy base coating; see Dimensions and “Electrical Data and Ordering Information”.

MOUNTING

By soldering in any position.

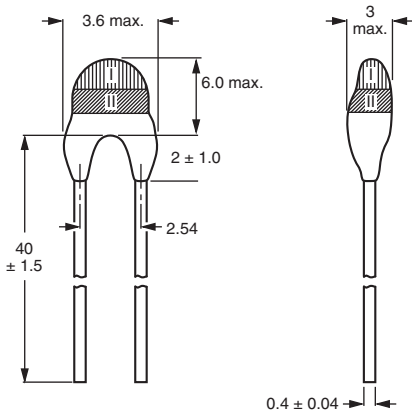
ELECTRICAL DATA AND ORDERING INFORMATION

R_{25} (kΩ)	$B_{25/85}$ - VALUE		12NC ORDERING CODE 2381 640 5.... ⁽³⁾	SAP MATERIAL NO. NTCLE203E3..... ⁽⁴⁾	UL approved Y/N	CODING (see dimensions)	
	(K)	(± %)				I	II
2	3528	0.5	*202	202*B0	N	Orange	Orange
2.7	3977	0.75	*272	272*B0	Y	Red	Red
4.7	3977	0.75	*472	472*B0	Y	Green	Green
5	3977	0.75	*502	502*B0	Y	Black	White
10	3977	0.75	*103	103*B0	Y	Blue	Blue
12	3740	2	*123	123*B0	Y	Yellow	Yellow
22	3740	2	*223	223*B0	Y	White	White
47	4090	1.5	*473	473*B0	N	Black	Black
68	4190	1.5	*683	683*B0	N	Grey	Grey
100	4190	1.5	*104	104*B0	N	Brown	Brown
470	4570	1.5	*474	474*B0	N	Violet	Violet

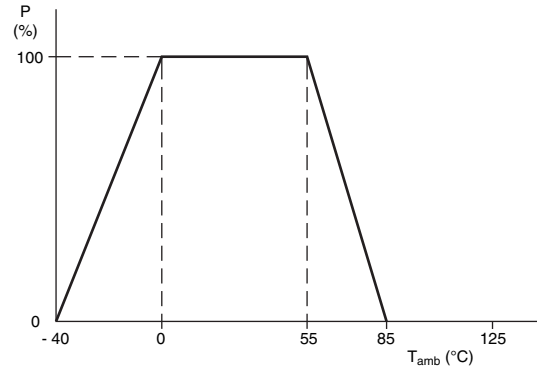
Notes

- ⁽³⁾ Replace * in 12NC by 3 for ± 5 %, 6 for ± 3 %, 4 for ± 2 %, 5 for ± 1 %
- ⁽⁴⁾ Replace * in SAP by J for ± 5 %, H for ± 3 %, G for ± 2 %, F for ± 1 %

DIMENSIONS in millimeters

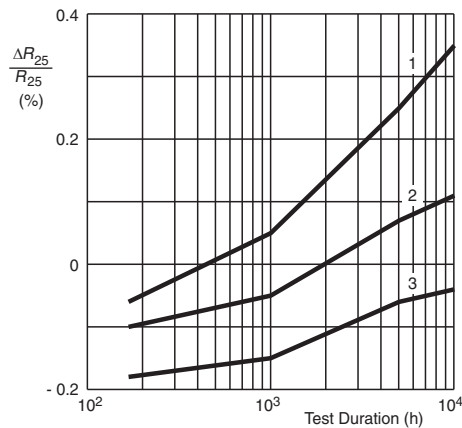


DERATING AND LONG TERM STABILITY



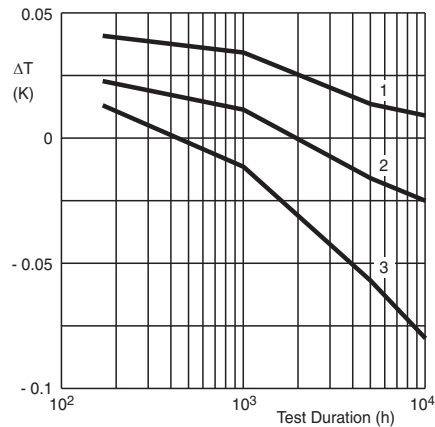
Power

LONG TERM STABILITY OF R_{25} AS A FUNCTION OF TEST DURATION AT MAXIMUM TEMPERATURE (150 °C)



Curves valid for
2.2 kΩ to 10 kΩ
Curve 1: Maximum deviation
Curve 2: Average deviation
Curve 3: Minimum deviation

LONG TERM STABILITY OF T AS A FUNCTION OF TEST DURATION AT MAXIMUM TEMPERATURE (150 °C)



Curves valid for
2.2 kΩ to 10 kΩ
Curve 1: Minimum deviation
Curve 2: Average deviation



NTCLE203E3.../2381 640 5....

NTC Thermistors, Radial Leaded, Vishay BCcomponents
Accuracy Line

For complete Curve Computation, visit: www.vishay.com/thermistors/curve-computation-list/

RESISTANCE VALUES AT INTERMEDIATE TEMPERATURES WITH R_{25} AT 2 k Ω			
T_{OPER} (°C)	PART NR. NTCLE203E3202*B0 2381 640 5*202	TCR (%/K)	$\Delta R/R$ DUE TO $B_{tol.}$ (%)
	R_T (Ω)		
-40	46 684	- 6.06	1.65
-35	34 672	- 5.84	1.49
-30	26 035	- 5.62	1.34
-25	19 754	- 5.42	1.19
-20	15 138	- 5.23	1.05
-15	11 709	- 5.05	0.92
-10	9138	- 4.87	0.79
-5	7193	- 4.71	0.66
0	5707	- 4.55	0.54
5	4563	- 4.40	0.43
10	3675	- 4.26	0.31
15	2981	- 4.12	0.21
20	2434	- 3.99	0.10
25	2000	- 3.87	0.00
30	1653	- 3.75	0.10
35	1375	- 3.63	0.19
40	1149	- 3.53	0.28
45	965.4	- 3.42	0.37
50	814.7	- 3.32	0.46
55	690.5	- 3.23	0.54
60	587.4	- 3.14	0.62
65	501.6	- 3.05	0.70
70	429.8	- 2.97	0.78
75	369.5	- 2.89	0.86
80	318.6	- 2.81	0.93
85	275.5	- 2.73	1.01
90	238.8	- 2.66	1.08
95	207.6	- 2.59	1.15
100	180.9	- 2.53	1.22
105	158.0	- 2.46	1.29
110	138.3	- 2.40	1.35
115	121.3	- 2.34	1.42
120	106.6	- 2.29	1.48
125	93.92	- 2.23	1.55
130	82.87	- 2.18	1.61
135	73.25	- 2.13	1.67
140	64.87	- 2.08	1.73
145	57.54	- 2.03	1.79
150	51.12	- 1.98	1.85

NTCLE203E3..../2381 640 5....



Vishay BCcomponents NTC Thermistors, Radial Leaded,
Accuracy Line

For complete Curve Computation, visit: www.vishay.com/thermistors/curve-computation-list/

RESISTANCE VALUES AT INTERMEDIATE TEMPERATURES WITH R_{25} AT 2.7 k Ω , 4.7 k Ω , 5.0 k Ω AND 10 k Ω						
T_{OPER} (°C)	PART NR. NTCLE203E3272*B0 2381 640 5*272	PART NR. NTCLE203E3472*B0 2381 640 5*472	PART NR. NTCLE203E3502*B0 2381 640 5*502	PART NR. NTCLE203E3103*B0 2381 640 5*103	TCR (%/K)	$\Delta R/R$ DUE TO B_{tol} . (%)
	R_T (Ω)	R_T (Ω)	R_T (Ω)	R_T (Ω)		
- 40	89 665	156 084	166 047	332 094	- 6.62	2.79
- 35	64 773	112 753	119 950	239 900	- 6.39	2.52
- 30	47 304	82 344	87 600	175 200	- 6.18	2.26
- 25	34 907	60 765	64 643	129 287	- 5.98	2.02
- 20	26 017	45 288	48 179	96 358	- 5.78	1.78
- 15	19 575	34 075	36 250	72 500	- 5.60	1.55
- 10	14 862	25 872	27 523	55 046	- 5.42	1.33
- 5	11 382	19 814	21 078	42 157	- 5.25	1.12
0	8790	15 300	16 277	32 554	- 5.09	0.92
5	6841	11 909	12 669	25 339	- 4.93	0.72
10	5365	9340	9936	19 872	- 4.79	0.53
15	4239	7378	7849	15 698	- 4.64	0.35
20	3372	5869	6244	12 488	- 4.51	0.17
25	2700	4700	5000	10 000	- 4.38	0.00
30	2176	3788	4030	8059	- 4.25	0.17
35	1764	3071	3267	6535	- 4.13	0.32
40	1439	2505	2665	5330	- 4.02	0.48
45	1180	2055	2186	4372	- 3.91	0.63
50	973.4	1694	1803	3605	- 3.80	0.77
55	806.9	1405	1494	2989	- 3.70	0.91
60	672.3	1170	1245	2490	- 3.60	1.05
65	562.8	979.7	1042	2084	- 3.51	1.18
70	473.3	823.9	876.5	1753	- 3.42	1.31
75	399.8	696.0	740.5	1481	- 3.33	1.44
80	339.2	590.5	628.2	1256	- 3.25	1.56
85	289.0	503.0	535.2	1070	- 3.17	1.68
90	247.2	430.2	457.7	915.4	- 3.09	1.79
95	212.2	369.4	393.0	786.0	- 3.01	1.90
100	182.9	318.3	338.6	677.3	- 2.94	2.01
105	158.2	275.3	292.9	585.7	- 2.87	2.12
110	137.2	238.9	254.2	508.3	- 2.80	2.22
115	119.5	208.0	221.3	442.6	- 2.74	2.32
120	104.4	181.7	193.3	386.6	- 2.67	2.42
125	91.46	159.2	169.4	338.7	- 2.61	2.51
130	80.38	139.9	148.8	297.7	- 2.55	2.61
135	70.84	123.3	131.2	262.4	- 2.50	2.70
140	62.62	109.0	116.0	231.9	- 2.44	2.78
145	55.49	96.60	102.8	205.5	- 2.39	2.87
150	49.31	85.84	91.32	182.6	- 2.34	2.96



NTCLE203E3.../2381 640 5....

NTC Thermistors, Radial Leaded, Vishay BCcomponents
Accuracy Line

For complete Curve Computation, visit: www.vishay.com/thermistors/curve-computation-list/

RESISTANCE VALUES AT INTERMEDIATE TEMPERATURES WITH R_{25} AT 12 kΩ AND 22 kΩ				
T_{OPER} (°C)	PART NR. NTCLE203E3123*B0 2381 640 5*123	PART NR. NTCLE203E3223*B0 2381 640 5*223	TCR (%/K)	$\Delta R/R$ DUE TO $B_{tol.}$ (%)
	R_T (k Ω)	R_T (k Ω)		
-40	309.4	567.2	-6.07	7.00
-35	229.5	420.8	-5.88	6.32
-30	171.8	315.0	-5.70	5.68
-25	129.8	238.0	-5.52	5.06
-20	98.93	181.4	-5.35	4.46
-15	76.02	139.4	-5.19	3.89
-10	58.88	107.9	-5.03	3.34
-5	45.95	84.25	-4.88	2.81
0	36.13	66.24	-4.74	2.30
5	28.61	52.45	-4.60	1.80
10	22.80	41.81	-4.47	1.33
15	18.30	33.55	-4.34	0.87
20	14.77	27.08	-4.22	0.43
25	12.00	22.00	-4.10	0.00
30	9.804	17.97	-3.99	0.41
35	8.054	14.77	-3.88	0.81
40	6.652	12.20	-3.77	1.20
45	5.522	10.12	-3.67	1.58
50	4.607	8.447	-3.58	1.94
55	3.862	7.081	-3.48	2.29
60	3.252	5.963	-3.39	2.64
65	2.751	5.044	-3.30	2.97
70	2.337	4.284	-3.22	3.29
75	1.993	3.654	-3.14	3.60
80	1.707	3.129	-3.06	3.91
85	1.467	2.690	-2.99	4.20
90	1.266	2.321	-2.92	4.49
95	1.096	2.010	-2.85	4.77
100	0.9524	1.746	-2.78	5.04
105	0.8302	1.522	-2.71	5.31
110	0.7260	1.331	-2.65	5.56
115	0.6369	1.168	-2.59	5.82
120	0.5604	1.027	-2.53	6.06
125	0.4945	0.9065	-2.47	6.30

NTCLE203E3..../2381 640 5....



Vishay BCcomponents NTC Thermistors, Radial Leaded,
Accuracy Line

For complete Curve Computation, visit: www.vishay.com/thermistors/curve-computation-list/

RESISTANCE VALUES AT INTERMEDIATE TEMPERATURES WITH R_{25} AT 47 kΩ			
T_{OPER} (°C)	PART NR. NTCLE203E3473*B0 2381 640 5*473	TCR (%/K)	$\Delta R/R$ DUE TO $B_{tol.}$ (%)
	R_T (k Ω)		
- 40	1589	- 6.54	5.74
- 35	1152	- 6.34	5.19
- 30	842.8	- 6.15	4.66
- 25	622.6	- 5.96	4.15
- 20	464.1	- 5.79	3.66
- 15	349.0	- 5.62	3.19
- 10	264.6	- 5.45	2.74
- 5	202.3	- 5.30	2.30
0	155.8	- 5.14	1.88
5	120.9	- 5.00	1.48
10	94.53	- 4.86	1.09
15	74.40	- 4.72	0.71
20	58.95	- 4.59	0.35
25	47.00	- 4.47	0.00
30	37.71	- 4.35	0.34
35	30.43	- 4.23	0.67
40	24.70	- 4.12	0.99
45	20.15	- 4.01	1.29
50	16.53	- 3.91	1.59
55	13.63	- 3.81	1.88
60	11.30	- 3.71	2.16
65	9.404	- 3.62	2.43
70	7.865	- 3.53	2.70
75	6.607	- 3.44	2.95
80	5.573	- 3.36	3.20
85	4.721	- 3.28	3.45
90	4.015	- 3.20	3.68
95	3.427	- 3.13	3.91
100	2.936	- 3.05	4.13
105	2.525	- 2.98	4.35
110	2.179	- 2.92	4.56
115	1.886	- 2.85	4.77
120	1.638	- 2.79	4.97
125	1.427	- 2.73	5.17
130	1.247	- 2.67	5.36
135	1.093	- 2.61	5.54
140	0.9608	- 2.55	5.73
145	0.8468	- 2.50	5.90
150	0.7483	- 2.45	6.08



NTCLE203E3.../2381 640 5....

NTC Thermistors, Radial Leaded, Vishay BCcomponents
Accuracy Line

For complete Curve Computation, visit: www.vishay.com/thermistors/curve-computation-list/

RESISTANCE VALUES AT INTERMEDIATE TEMPERATURES WITH R_{25} AT 68 kΩ AND 100 kΩ				
T_{OPER} (°C)	PART NR. NTCLE203E3683*B0 2381 640 5*683	PART NR. NTCLE203E3104*B0 2381 640 5*104	TCR (%/K)	$\Delta R/R$ DUE TO $B_{tol.}$ (%)
	R_T (k Ω)	R_T (k Ω)		
-40	2493	3666	-6.69	5.88
-35	1794	2638	-6.49	5.31
-30	1303	1917	-6.29	4.77
-25	956.2	1406	-6.10	4.25
-20	708.0	1041	-5.92	3.75
-15	528.9	777.8	-5.75	3.27
-10	398.5	586.1	-5.58	2.80
-5	302.8	445.3	-5.42	2.36
0	231.8	340.9	-5.26	1.93
5	178.9	263.1	-5.11	1.52
10	139.0	204.4	-4.97	1.12
15	108.8	160.0	-4.83	0.73
20	85.74	126.1	-4.70	0.36
25	68.00	100.0	-4.57	0.00
30	54.27	79.81	-4.45	0.35
35	43.57	64.08	-4.33	0.68
40	35.19	51.75	-4.22	1.01
45	28.57	42.02	-4.11	1.33
50	23.33	34.31	-4.00	1.63
55	19.15	28.16	-3.90	1.93
60	15.79	23.22	-3.80	2.21
65	13.09	19.25	-3.71	2.49
70	10.90	16.02	-3.62	2.76
75	9.114	13.40	-3.53	3.03
80	7.655	11.26	-3.45	3.28
85	6.457	9.496	-3.36	3.53
90	5.469	8.042	-3.28	3.77
95	4.649	6.837	-3.21	4.01
100	3.968	5.835	-3.13	4.24
105	3.399	4.998	-3.06	4.46
110	2.921	4.296	-2.99	4.68
115	2.519	3.705	-2.93	4.89
120	2.180	3.206	-2.86	5.09
125	1.892	2.783	-2.80	5.29
130	1.648	2.423	-2.74	5.49
135	1.439	2.116	-2.68	5.68
140	1.261	1.854	-2.62	5.87
145	1.107	1.628	-2.57	6.05
150	0.9752	1.434	-2.51	6.23

NTCLE203E3..../2381 640 5....



Vishay BCcomponents NTC Thermistors, Radial Leaded,
Accuracy Line

For complete Curve Computation, visit: www.vishay.com/thermistors/curve-computation-list/

RESISTANCE VALUES AT INTERMEDIATE TEMPERATURES WITH R_{25} AT 470 kΩ			
T_{OPER} (°C)	PART NR. NTCLE203E3474*B0 2381 640 5*474	TCR (%/K)	$\Delta R/R$ DUE TO $B_{tol.}$ (%)
	R_T (k Ω)		
- 40	22 850	- 7.14	6.41
- 35	16 068	- 6.94	5.80
- 30	11 413	- 6.74	5.20
- 25	8185	- 6.55	4.64
- 20	5926	- 6.37	4.09
- 15	4329	- 6.19	3.57
- 10	3190	- 6.02	3.06
- 5	2371	- 5.85	2.57
0	1777	- 5.69	2.11
5	1342	- 5.54	1.65
10	1021	- 5.39	1.22
15	783.0	- 5.24	0.80
20	604.6	- 5.10	0.39
25	470.0	- 4.97	0.00
30	367.8	- 4.84	0.38
35	289.6	- 4.72	0.75
40	229.5	- 4.59	1.10
45	182.9	- 4.48	1.45
50	146.7	- 4.37	1.78
55	118.2	- 4.26	2.10
60	95.80	- 4.15	2.41
65	78.04	- 4.05	2.72
70	63.88	- 3.95	3.01
75	52.55	- 3.86	3.30
80	43.43	- 3.77	3.58
85	36.05	- 3.68	3.85
90	30.06	- 3.59	4.11
95	25.16	- 3.51	4.37
100	21.15	- 3.43	4.62
105	17.85	- 3.35	4.86
110	15.12	- 3.28	5.10
115	12.86	- 3.21	5.33
120	10.97	- 3.14	5.55
125	9.396	- 3.07	5.77



Disclaimer

ALL PRODUCT, PRODUCT SPECIFICATIONS AND DATA ARE SUBJECT TO CHANGE WITHOUT NOTICE TO IMPROVE RELIABILITY, FUNCTION OR DESIGN OR OTHERWISE.

Vishay Intertechnology, Inc., its affiliates, agents, and employees, and all persons acting on its or their behalf (collectively, "Vishay"), disclaim any and all liability for any errors, inaccuracies or incompleteness contained in any datasheet or in any other disclosure relating to any product.

Vishay makes no warranty, representation or guarantee regarding the suitability of the products for any particular purpose or the continuing production of any product. To the maximum extent permitted by applicable law, Vishay disclaims (i) any and all liability arising out of the application or use of any product, (ii) any and all liability, including without limitation special, consequential or incidental damages, and (iii) any and all implied warranties, including warranties of fitness for particular purpose, non-infringement and merchantability.

Statements regarding the suitability of products for certain types of applications are based on Vishay's knowledge of typical requirements that are often placed on Vishay products in generic applications. Such statements are not binding statements about the suitability of products for a particular application. It is the customer's responsibility to validate that a particular product with the properties described in the product specification is suitable for use in a particular application. Parameters provided in datasheets and/or specifications may vary in different applications and performance may vary over time. All operating parameters, including typical parameters, must be validated for each customer application by the customer's technical experts. Product specifications do not expand or otherwise modify Vishay's terms and conditions of purchase, including but not limited to the warranty expressed therein.

Except as expressly indicated in writing, Vishay products are not designed for use in medical, life-saving, or life-sustaining applications or for any other application in which the failure of the Vishay product could result in personal injury or death. Customers using or selling Vishay products not expressly indicated for use in such applications do so at their own risk and agree to fully indemnify and hold Vishay and its distributors harmless from and against any and all claims, liabilities, expenses and damages arising or resulting in connection with such use or sale, including attorneys fees, even if such claim alleges that Vishay or its distributor was negligent regarding the design or manufacture of the part. Please contact authorized Vishay personnel to obtain written terms and conditions regarding products designed for such applications.

No license, express or implied, by estoppel or otherwise, to any intellectual property rights is granted by this document or by any conduct of Vishay. Product names and markings noted herein may be trademarks of their respective owners.