

| Contents | | Page |
|-------------------------------------|-----------------------------------|-------|
| Technical Characteristics | | 30.02 |
| Size Han® 3 A | Standard Hoods/Housings | 30.04 |
| | Han® M | 30.09 |
| | Han® EMC | 30.11 |
| | Han® HPR. | 30.13 |
| Size Han® 10 A | Standard Hoods/Housings | 30.14 |
| | Han® EMC | 30.16 |
| Size Han® 16 A | Standard Hoods/Housings | 30.17 |
| | Han® EMC | 30.19 |
| Size Han® 32 A | Standard Hoods/Housings | 30.20 |
| Size Han® 6 B | Standard Hoods/Housings | 30.24 |
| | Han® M | 30.29 |
| | Han® EMC | 30.31 |
| | Han® EMC/B | 30.32 |
| | Han® HPR. | 30.33 |
| Size Han® 10 B | Standard Hoods/Housings | 30.35 |
| | Han-Drive® | 30.41 |
| | Han® M | 30.45 |
| | Han® EMC | 30.47 |
| | Han® EMC/B | 30.48 |
| | Han® HPR. | 30.49 |
| Size Han® 16 B | Standard Hoods/Housings | 30.51 |
| | Han® Easy Hood. | 30.54 |
| | Han® M | 30.61 |
| | Han® EMC | 30.63 |
| | Han® EMC/B | 30.64 |
| | Han® HPR. | 30.65 |
| Size Han® 24 B | Standard Hoods/Housings | 30.67 |
| | Han® Easy Hood. | 30.70 |
| | Han® M | 30.76 |
| | Han® EMC | 30.78 |
| | Han® EMC/B | 30.79 |
| | Han® HPR. | 30.80 |
| Size Han® 32 B | Standard Hoods/Housings | 30.82 |
| Size Han® 48 B | Standard Hoods/Housings | 30.84 |

Han Hoods
Housings

Note: Han® hoods and housing with NPT-thread also available by HARTING Inc. of North America, USA

Han® 3 A Standard Hoods/Housings

Metal hoods/housings for industrial applications

| | |
|--|---|
| Material | zinc die-cast |
| Colour | RAL 7037 (grey) |
| Surface | powder-coated |
| Locking element | steel, zinc-plated |
| Lever type | lever, metal |
| Hoods/Housings sealing | NBR |
| Limiting temperatures | -40 °C ... +125 °C |
| Approval acc. to UL 50 | NEMA 4/12 |
| Flammability acc. to UL 94 | V 0 |
| Degree of protection acc. to DIN EN 60 529 for coupled connector | IP 44 IP 67 is achieved with seal screw 09 20 000 9918 |

Han® M Hoods/Housings

Hoods/Housings for higher environmental requirements

| | |
|--|--|
| Material | aluminium die-cast |
| - Size Han® 3 A | zinc die-cast |
| Colour | RAL 9005 (black) |
| Surface | |
| - Top coat | Epoxy powder paint |
| Locking element | Stainless steel |
| Lever type | lever, metal |
| Hoods/Housings sealing | FPM |
| Limiting temperatures | -40 °C ... +125 °C |
| Approval acc. to UL 50 | NEMA 4/12 |
| Degree of protection acc. to DIN EN 60 529 for coupled connector | IP 65 IP 44 |
| - Size Han® 3 A | IP 67 is achieved with seal screw 09 20 000 9918 |

Han® 3 A Hoods/Housings

Plastic hoods/housings for industrial applications

| | |
|--|--|
| Material | thermoplastic |
| Colour | RAL 7032 (light grey) / RAL 9005 (black) |
| Lever type | Lever, plastic |
| Hoods/Housings sealing | NBR |
| Limiting temperatures | -40 °C ... +125 °C |
| Approval acc. to UL 50 | NEMA 4/12 |
| Flammability acc. to UL 94 | V 0 |
| Degree of protection acc. to DIN EN 60 529 for coupled connector | IP 67 |

Han® 3 A HPR Hoods/Housings

Hoods/Housings for harsh environmental requirements

| | |
|--|--------------------|
| Material | zinc die-cast |
| Colour | RAL 9005 (black) |
| Surface | |
| - Top coat | Epoxy powder paint |
| Locking element | |
| - Screw locking | M4 |
| - Material | Stainless steel |
| - Tightening torque | 2 Nm |
| Hoods/Housings sealing | NBR |
| Limiting temperatures | -40 °C ... +125 °C |
| Approval acc. to UL 50 | NEMA 4/12 |
| Degree of protection acc. to DIN EN 60 529 for coupled connector | IP 68 IP 69K |

Han® Standard Hoods/Housings

Metal hoods/housings for industrial applications

| | |
|--|--------------------|
| Material | aluminium die-cast |
| Colour | RAL 7037 (grey) |
| Surface | powder-coated |
| Locking element | Stainless steel |
| Lever type | Han-Easy Lock® |
| Hoods/Housings sealing | NBR |
| Limiting temperatures | -40 °C ... +125 °C |
| Approval acc. to UL 50 | NEMA 4/12 |
| Degree of protection acc. to DIN EN 60 529 for coupled connector | IP 65 |

Han® HPR Hoods/Housings

Hoods/Housings for harsh environmental requirements

| | |
|--|---|
| Material | aluminium die-cast, corrosion resistant |
| Colour | RAL 9005 (black) |
| Surface | |
| - Top coat | Epoxy powder paint |
| Locking element | |
| - Screw locking | M6 |
| - Material | Stainless steel |
| - Tightening torque | 4 Nm |
| - Toggle locking | |
| - Material | Stainless steel |
| Hoods/Housings sealing | NBR |
| Limiting temperatures | -40 °C ... +125 °C |
| Approval acc. to UL 50 | NEMA 4/12 |
| Degree of protection acc. to DIN EN 60 529 for coupled connector | IP 68 IP 69K (does not apply to Han® 48 HPR) |

Han® 3 A EMC Hoods/Housings

Hoods/Housings for higher EMC requirements

| | |
|--|---|
| Material | zinc die-cast |
| Colour | non coloured |
| Surface | electrical conductive |
| Locking element | steel, zinc-plated |
| Lever type | lever, metal |
| Hoods/Housings sealing | NBR |
| Limiting temperatures | -40 °C ... +125 °C |
| Approval acc. to UL 50 | NEMA 4/12 |
| Degree of protection acc. to DIN EN 60 529 for coupled connector | IP 44 IP 67 is achieved with seal screw 09 20 000 9918 |

Han-Drive® Housings for motor applications

| | |
|--|---|
| Material | aluminium die-cast |
| Colour | non coloured / RAL 7037 (grey) |
| Surface | electrical conductive / powder-coated / unpainted |
| Locking element | Stainless steel |
| Lever type | Han-Easy Lock® |
| Hoods/Housings sealing | NBR |
| Limiting temperatures | -40 °C ... +125 °C |
| Degree of protection acc. to DIN EN 60 529 for coupled connector | IP 65 |

Han® EMC Hoods/Housings

Hoods/Housings for higher EMC requirements


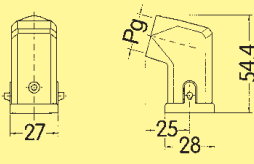

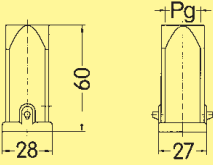
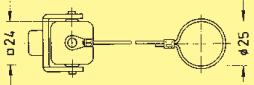
| | |
|--|-----------------------|
| Material | aluminium die-cast |
| Colour | non coloured |
| Surface | electrical conductive |
| Locking element | |
| - central locking lever | Stainless steel |
| - Screw locking | M5 |
| - Material | Stainless steel |
| - Tightening torque | 3 Nm |
| Hoods/Housings sealing | NBR |
| Limiting temperatures | -40 °C ... +125 °C |
| Approval acc. to UL 50 | NEMA 4/12 |
| Degree of protection acc. to DIN EN 60 529 for coupled connector | IP 65 |

Han® EMC/B Hoods/Housings

Hoods/Housings for higher EMC requirements

| | |
|--|-----------------------|
| Material | |
| - Hoods/Housings | aluminium die-cast |
| - shielded frames | zinc die-cast alloy |
| Colour | non coloured |
| Surface | |
| - Hoods/Housings | electrical conductive |
| - shielded frames | electrical conductive |
| Locking element | Stainless steel |
| Lever type | Han-Easy Lock® |
| Hoods/Housings sealing | NBR |
| Limiting temperatures | -40 °C ... +125 °C |
| Approval acc. to UL 50 | NEMA 4/12 |
| Degree of protection acc. to DIN EN 60 529 for coupled connector | IP 65 |

Metal hoods/housings for industrial applications / 1 lever locking system

| Identification | Part number | Pg | Drawing | Dimensions in mm |
|--|--|--------|--|------------------|
| Hoods side entry  | 09 20 003 1640 | 1 x 11 |  | |
| Hoods top entry  | 09 20 003 1440 | 1 x 11 |  | |
| Protection covers for hoods | 09 20 003 5422²⁾ 09 20 003 5421¹⁾ | |  | |


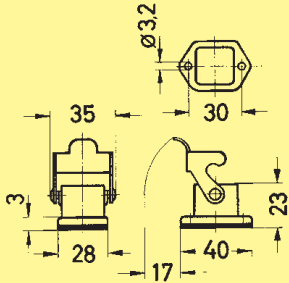
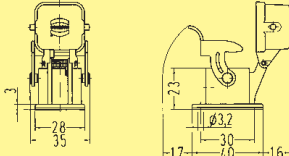



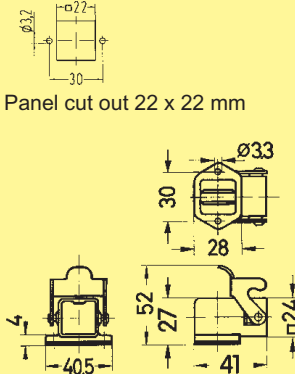
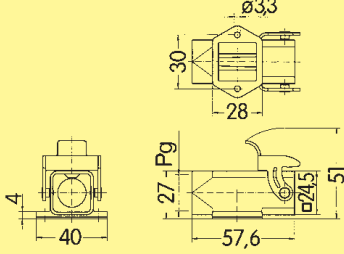


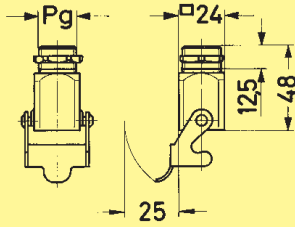
Han Hoods
Housings

30
04

¹⁾ for mounted female insert
²⁾ for mounted male insert

Stock items in bold type

Metal hoods/housings for industrial applications / 1 lever locking system


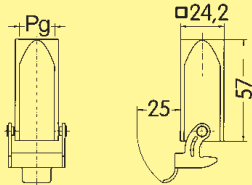


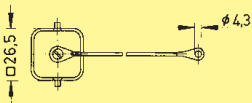
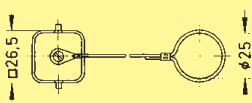
| Identification | Part number | Pg | Drawing | Dimensions in mm |
|--------------------------------|---|---|--|---|
| Housings, bulkhead mounting |  | 09 20 003 0301 |  <p>Panel cut out 22 x 22 mm</p> |  <p>Panel cut out 22 x 22 mm</p> |
| |  | 09 20 003 0305²⁾ | | |
| |  | 09 20 003 0306¹⁾ | | |
| Housings, surface mounting |  | 09 20 003 0801 |  <p>Panel cut out 22 x 22 mm</p> |  <p>Panel cut out 22 x 22 mm</p> |
| |  | 09 20 003 1250 bottom closed 09 20 003 1252 | | |
| Housings, screw mounting |  | 09 20 003 0102 | 1 x 13.5 |  |

Han Hoods
Housings

¹⁾ for mounted female insert
²⁾ for mounted male insert

Stock items in bold type

Metal hoods/housings for industrial applications / 1 lever locking system

| Identification | Part number | Pg | Drawing | Dimensions in mm |
|---|---|--------|--|------------------|
| <p>Hoods, cable to cable top entry</p>  | 09 20 003 1750 | 1 x 11 |  | |
| <p>Protection covers</p>   | <p>for housings 09 20 003 5426²⁾</p> <p>for housings 09 20 003 5425¹⁾</p> <p>for hoods cable to cable 09 20 003 5428²⁾</p> <p>for hoods cable to cable 09 20 003 5427¹⁾</p> | |   | |

Han Hoods
Housings

30
06

¹⁾ for mounted female insert
²⁾ for mounted male insert

Stock items in bold type

Plastic hoods/housings for industrial applications / 1 lever locking system

| Identification | Part number | Pg | Drawing | Dimensions in mm |
|-----------------------------|--|------------------|---------|------------------|
| Hoods side entry | light grey 09 20 003 0620 black 09 20 003 0627 | 1 x 11 1 x 11 | | |
| Hoods top entry | light grey 09 20 003 0420 black 09 20 003 0427 | 1 x 11 1 x 11 | | |
| Protection covers for hoods | light grey 09 20 003 5442 ³⁾ light grey 09 20 003 5441 ²⁾ | | | |

Plastic hoods/housings for industrial applications / 1 lever locking system

| Identification | Part number | Pg | Drawing | Dimensions in mm |
|--|---|------------------|---------|------------------|
| Housings, bulkhead mounting | light grey 09 20 003 0320 black 09 20 003 0327 | | | |
| | light grey 09 20 003 0820 black 09 20 003 0827 | | | |
| Housings, surface mounting top entry | light grey 09 20 003 0220 black 09 20 003 0227 | 1 x 11 1 x 11 | | |


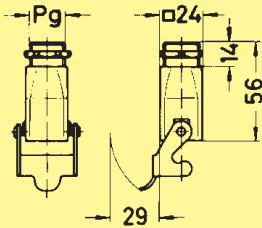

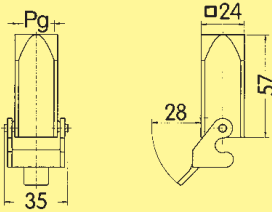

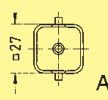

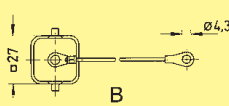
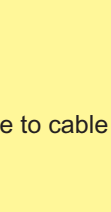
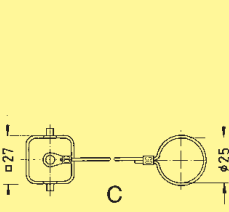
Han Hoods
Housings

30
07

¹⁾ for metal housings and cable to cable hoods also ³⁾ for mounted male insert
²⁾ for mounted female insert or for mounted Han-Brid® insert

Stock items in bold type

Plastic hoods/housings for industrial applications / 1 lever locking system


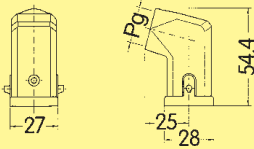

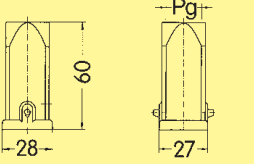

| Identification | Part number | Pg | Drawing | Dimensions in mm |
|---|--|------------------|--|------------------|
| Housings, screw mounting top entry  | light grey 09 20 003 0120 | 1 x 13.5 |  | |
| Hoods, cable to cable top entry  | light grey 09 20 003 0720 black 09 20 003 0727 | 1 x 11 1 x 11 |  | |
| Protection covers  | light grey 09 20 003 5407 ¹⁾ light grey 09 20 003 5408 ¹⁾²⁾ | |  | |
| Protection covers for housings  | light grey 09 20 003 5445 ²⁾ light grey 09 20 003 5446 ³⁾ black 09 20 003 5449 ²⁾ black 09 20 003 5450 ³⁾ | |  | |
| Protection covers for hoods cable to cable  | light grey 09 20 003 5447 ²⁾ light grey 09 20 003 5448 ³⁾ | |  | |

Han Hoods
Housings


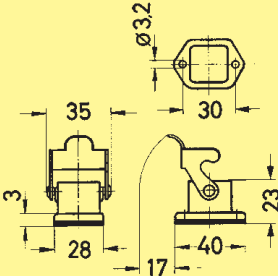

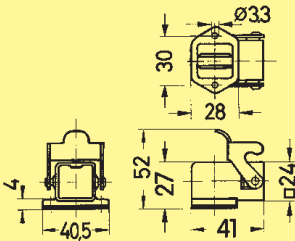

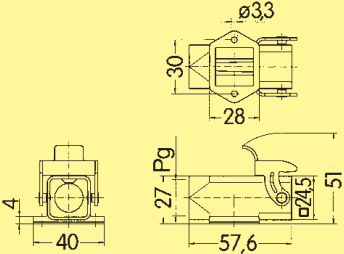
¹⁾ for metal housings and cable to cable hoods also ³⁾ for mounted male insert
²⁾ for mounted female insert or for mounted Han-Brid® insert

Stock items in bold type

Hoods/Housings for higher environmental requirements / 1 lever locking system

| Identification | Part number | Pg | Drawing | Dimensions in mm |
|--|----------------|--------|---|------------------|
| Hoods side entry  | 09 37 003 1640 | 1 x 11 |  | |
| Hoods top entry  | 09 37 003 1440 | 1 x 11 |  | |
| Protection covers 09 37 003 5402 ²⁾ 09 37 003 5401 ¹⁾ | | |  | |

Hoods/Housings for higher environmental requirements / 1 lever locking system


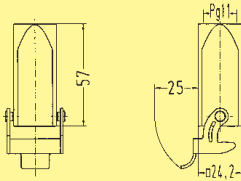
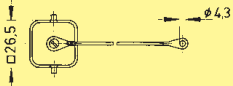
| Identification | Part number | Pg | Drawing | Dimensions in mm |
|---|----------------|--------|---|--------------------------|
| Housings, bulkhead mounting  | 09 37 003 0301 | |  | Panel cut out 22 x 22 mm |
|  | 09 37 003 0801 | |  | Panel cut out 22 x 22 mm |
| Housings, surface mounting top entry  | 09 37 003 1250 | 1 x 11 |  | Panel cut out 22 x 22 mm |

¹⁾ for mounted female insert
²⁾ for mounted male insert

Stock items in bold type

Han Hoods
Housings

Hoods/Housings for higher environmental requirements / 1 lever locking system

| Identification | Part number | Pg | Drawing | Dimensions in mm |
|---|--|--------|--|------------------|
| Hoods, cable to cable top entry  | 09 37 003 1750 | 1 x 11 |  | |
| Protection covers for housings | 09 37 003 5405¹⁾ 09 37 003 5406²⁾ | |  | |
| | | | | |


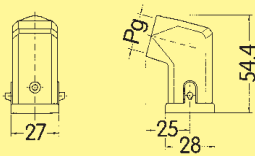

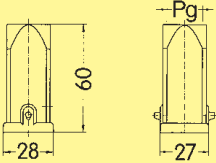
Han Hoods
Housings

30
10


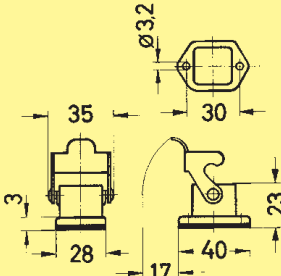
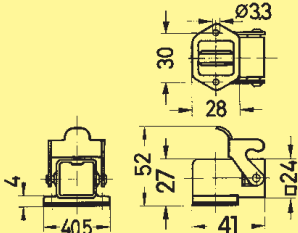

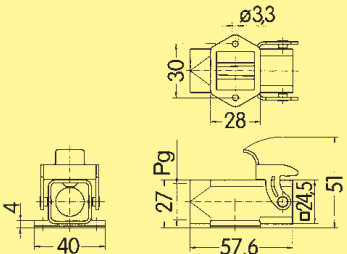
¹⁾ for mounted female insert
²⁾ for mounted male insert

Stock items in bold type

Hoods/Housings for higher EMC requirements / 1 lever locking system


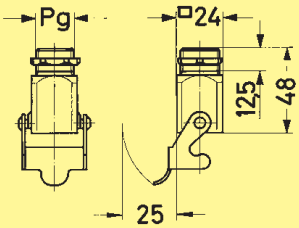

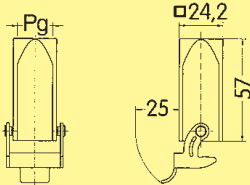
| Identification | Part number | Pg | Drawing | Dimensions in mm |
|--|----------------|--------|---|------------------|
| Hoods side entry  | 09 62 003 1640 | 1 x 11 |  | |
| Hoods top entry  | 09 62 003 1440 | 1 x 11 |  | |

Hoods/Housings for higher EMC requirements / 1 lever locking system

| Identification | Part number | Pg | Drawing | Dimensions in mm |
|---|---|------------------|---|------------------|
| Housings, bulkhead mounting  | 09 62 003 0301 | |  <p>Panel cut out 22 x 22 mm</p> | |
| | 09 62 003 0801 | |  <p>Panel cut out 22 x 22 mm</p> | |
| Housings, surface mounting top entry  | 09 62 003 1250 bottom closed 09 62 003 1252 | 1 x 11 1 x 11 |  <p>Panel cut out 22 x 22 mm</p> | |

Han Hoods
Housings

Hoods/Housings for higher EMC requirements / 1 lever locking system


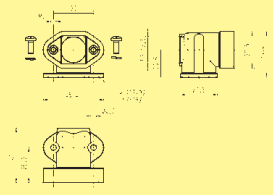

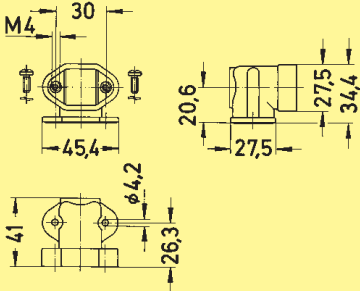
| Identification | Part number | Pg | Drawing | Dimensions in mm |
|---|-----------------------|-----------------|--|------------------|
| <p>Housings, screw mounting top entry</p>  | <p>09 62 003 0102</p> | <p>1 x 13.5</p> |  | |
| <p>Hoods, cable to cable top entry</p>  | <p>09 62 003 1750</p> | <p>1 x 11</p> |  | |
| | | | | |

Han Hoods
Housings

Hoods/Housings for harsh environmental requirements / Toggle locking system

| Identification | Part number | Pg | Drawing | Dimensions in mm |
|---|--|-----------------|--|------------------|
| <p>Hoods</p> <p>top entry</p>  | <p>Toggle locking</p> <p>09 40 003 0402¹⁾</p> | <p>1 x 13.5</p> |  <p>① Sealing screw</p> | |
| <p>Housings,</p> <p>bulkhead mounting</p>  | <p>Toggle locking</p> <p>09 40 003 0301¹⁾</p> | |  <p>Panel cut out 21.3 x 21.3 mm</p> <p>① Sealing screw</p> | |

Accessories

| Identification | Part number | Pg | Drawing | Dimensions in mm |
|--|-----------------------|-----------------|---|------------------|
| <p>Adaptor</p> <p>for assembly of bulkhead mounted housings in angled position with Pg-entry</p>  | <p>09 40 003 0901</p> | <p>1 x 13.5</p> |  | |
| <p>Adaptor</p> <p>for assembly of bulkhead mounted housings in angled position</p>  | <p>09 40 003 0902</p> | <p>—</p> |  | |
| | | | | |

Han Hoods Housings

¹⁾ with sealing screw; sealing on the insert has to be removed

Stock items in bold type

Metal hoods/housings for industrial applications / 1 lever locking system


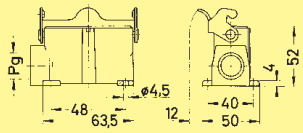

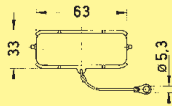
| Identification | Part number | | Pg | Drawing | Dimensions in mm |
|---------------------|--------------------------------|--|-----------------------|---------|------------------|
| | Low construction | High construction | | | |
| Hoods side entry | 09 20 010 1541 | | 1 x 16 | | 63, 29,5, 61,5 |
| side entry | | 09 20 010 0540 09 20 010 0541 | 1 x 16 1 x 21 | | 63, 36, 67,5 |
| Hoods top entry | 09 20 010 1440 | | 1 x 13.5 | | 63, 29,5, 47 |
| top entry | | 09 20 010 0440 09 20 010 0441 09 20 010 0801 | 1 x 16 1 x 21 - | | 63, 36, 67,5 |
| Protection covers | metal 09 20 010 5423 | metal 09 20 010 5423 | | | |

Han Hoods
Housings

Metal hoods/housings for industrial applications / 1 lever locking system


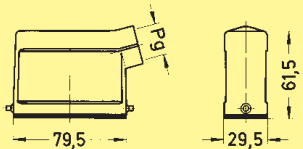

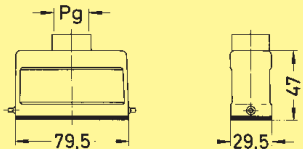

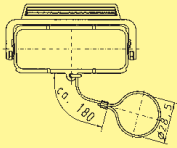
| Identification | Part number | | Pg | Drawing | Dimensions in mm |
|-----------------------------------|---|-------------------|----|---------|--|
| | Low construction | High construction | | | |
| Housings, bulkhead mounting | 09 20 010 0301 with thermo- plastic cover 09 20 010 0321 | | | | 4,5, 12, 70, 81, 70, 57, 24, 17,5, 1,5, 26, 22, 29 |
| | | | | | |

Metal hoods/housings for industrial applications / 1 lever locking system

| Identification | Part number | | Pg | Drawing | Dimensions in mm |
|---|---|--|------------------|---|------------------|
| | Low construction | High construction | | | |
| Housings, surface mounting side entry  | 09 20 010 0251 09 20 010 0291 | | 1 x 16 2 x 16 |  | |
| | | with thermo-plastic cover 09 20 010 0221 with thermo-plastic cover 09 20 010 0296 | | | |
| Protection covers  | metal 09 20 010 5425 | | |  | |
| | | | | | |


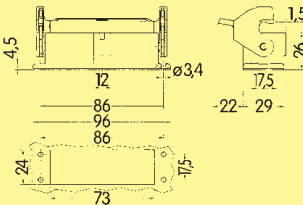
Han Hoods Housings

Metal hoods/housings for industrial applications / 1 lever locking system

| Identification | Part number | | Pg | Drawing | Dimensions in mm |
|---------------------|---|-------------------------|-------------------------|---|----------------------|
| | Low construction | High construction | | | |
| Hoods side entry |  | 09 20 016 1541 | 1 x 16 |  | 79,5 29,5 61,5 |
| | | | | | |
| Hoods top entry |  | 09 20 016 1441 | 1 x 16 |  | 79,5 29,5 47 |
| | | | | | |
| Protection covers |  | metal 09 20 016 5423 | metal 09 20 016 5423 |  | ca. 180 |

Han Hoods
Housings


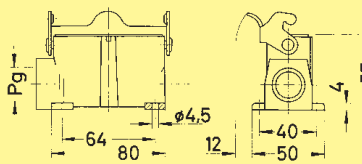

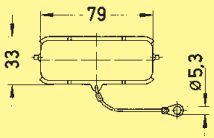
Metal hoods/housings for industrial applications / 1 lever locking system

| Identification | Part number | | Pg | Drawing | Dimensions in mm |
|--------------------------------|---|---|----|---|---|
| | Low construction | High construction | | | |
| Housings, bulkhead mounting |  | 09 20 016 0301 with thermo- plastic cover 09 20 016 0321 | |  | 4,5 12 86 96 86 24 73 17,5 1,5 26 17,5 22-29 |

30
17


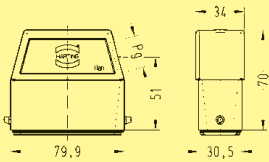

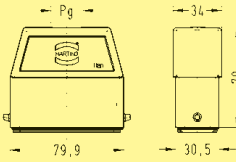
Stock items in bold type

Metal hoods/housings for industrial applications / 1 lever locking system


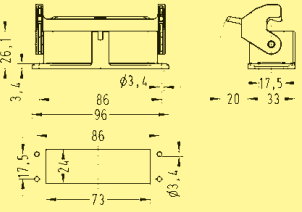
| Identification | Part number | | Pg | Drawing | Dimensions in mm |
|---|--|---|----------------------------|---|----------------------------|
| | Low construction | High construction | | | |
| Housings, surface mounting side entry  | 09 20 016 0251 09 20 016 0252 09 20 016 0291 | | 1 x 16 1 x 21 2 x 16 |  | |
| | | with thermo-plastic cover 09 20 016 0221 with thermo-plastic cover 09 20 016 0222 with thermo-plastic cover 09 20 016 0296 | | | 1 x 16 1 x 21 2 x 16 |
| Protection covers  | metal 09 20 016 5425 | | |  | |

Han Hoods
Housings

Hoods/Housings for higher EMC requirements / 1 lever locking system

| Identification | Part number | Pg | Drawing | Dimensions in mm |
|--|----------------------------------|------------------|---|------------------|
| Hoods side entry  | 09 62 025 0540 09 62 025 0541 | 1 x 16 1 x 21 |  | |
| Hoods top entry  | 09 62 025 0440 09 62 025 0441 | 1 x 16 1 x 21 |  | |

Hoods/Housings for higher EMC requirements / 1 lever locking system

| Identification | Part number | Pg | Drawing | Dimensions in mm |
|---|----------------|----|---|------------------|
| Housings, bulkhead mounting  | 09 62 025 0301 | |  | |

Han Hoods
Housings

Metal hoods/housings for industrial applications / 2 lever locking system

| Identification | Part number | | Pg | Drawing | Dimensions in mm |
|-----------------------|-----------------------|--|------------------|---------|------------------|
| | Low construction | High construction | | | |
| Hoods side entry | 09 20 032 1520 | | 1 x 21 | | |
| Hoods side entry | | 09 20 032 0520 09 20 032 0521 | | | |
| Hoods top entry | | 09 20 032 0420 09 20 032 0421 | 1 x 21 1 x 29 | | |
| Dust protection cover | 09 20 032 5401 | 09 20 032 5401 | | | |


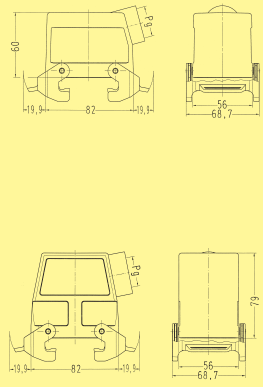

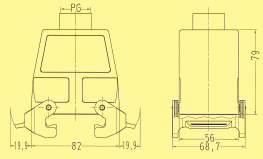
Metal hoods/housings for industrial applications / 2 lever locking system

| Han Hoods Housings | Identification | Part number | | Pg | Drawing | Dimensions in mm |
|-----------------------|-----------------------------------|-----------------------|-------------------|----|---------------|------------------|
| | | Low construction | High construction | | | |
| | Housings, bulkhead mounting | 09 20 032 0301 | | | | |
| | | | | | Panel cut out | |


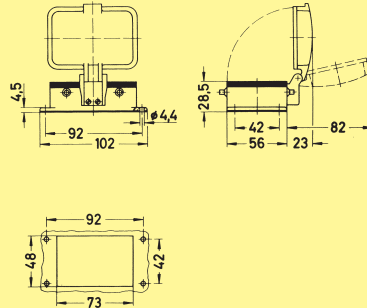
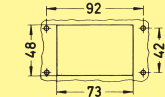
30
20

* usable for two inserts of size 16 A
Stock items in bold type

Metal hoods/housings for industrial applications / 2 lever locking system


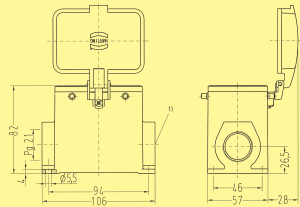
| Identification | Part number | | Pg | Drawing | Dimensions in mm |
|---------------------------------------|--|----------------------------------|------------------|---|------------------|
| | Low construction | High construction | | | |
| Hoods side entry side entry |  | 09 20 032 1530 | 1 x 21 |  | |
| | | 09 20 032 0530 09 20 032 0531 | 1 x 21 1 x 29 | | |
| Hoods top entry |  | 09 20 032 0430 09 20 032 0431 | 1 x 21 1 x 29 |  | |

Metal hoods/housings for industrial applications / 2 lever locking system


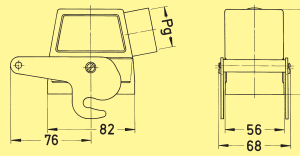

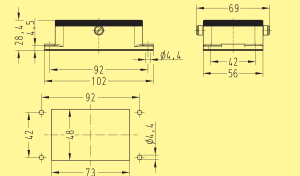
| Identification | Part number | | Pg | Drawing | Dimensions in mm |
|--|---|---|----|--|------------------|
| | Low construction | High construction | | | |
| Housings, bulkhead mounting Han Hoods Housings |  | with thermo- plastic cover 09 20 032 0302 | |  | |
| | | | | Panel cut out  | |

* usable for two inserts of size 16 A
Stock items in bold type

Metal hoods/housings for industrial applications / 2 lever locking system

| Identification | Part number | | Pg | Drawing | Dimensions in mm |
|---|---------------------------|---------------------------|--------|---|------------------|
| | Low construction | High construction | | | |
| Housings, surface mounting side entry  | | with thermo-plastic cover | 1 x 21 |  <p>1) Blind way for one cable entry</p> | |
| | | 09 20 032 0220 | | | |
| | | with thermo-plastic cover | 1 x 29 | | |
| | | 09 20 032 0221 | | | |
| | with thermo-plastic cover | 2 x 21 | | | |
| | 09 20 032 0260 | | | | |
| | with thermo-plastic cover | 2 x 29 | | | |
| | 09 20 032 0261 | | | | |


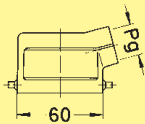
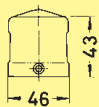

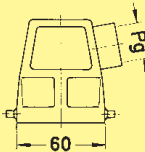
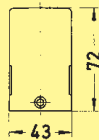

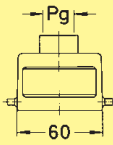
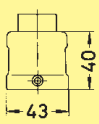

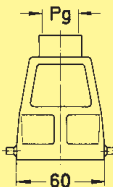


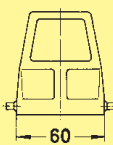
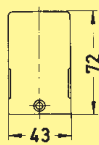
Metal hoods/housings for industrial applications / 1 central locking lever locking system

| Identification | Part number | | Pg | Drawing | Dimensions in mm |
|--|------------------|-------------------|--------|---|------------------|
| | Low construction | High construction | | | |
| Hoods side entry  | | 09 20 032 0581 | 1 x 29 |  | |
| Housings, bulkhead mounting  | 09 20 032 0381 | | |  | |

Han Hoods
Housings


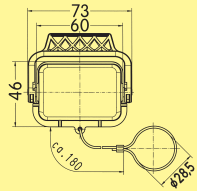

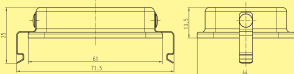
* usable for two inserts of size 16 A
Stock items in bold type

Metal hoods/housings for industrial applications / 1 lever locking system


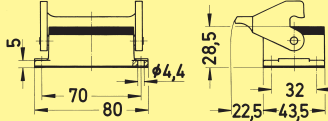
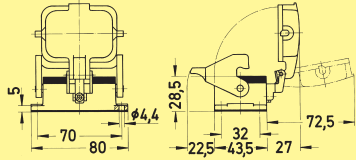
| Identification | Part number | | Pg | Drawing | Dimensions in mm | |
|---------------------|---|--|--------------------|---|---|---|
| | Low construction | High construction | | | | |
| Hoods side entry |  | 09 30 006 1540 | 1 x 13.5 1 x 16 |  |  | |
| | | 09 30 006 1541 | | | | |
| side entry |  | 09 30 006 0542 09 30 006 0543 | 1 x 21 1 x 29 |  |  | |
| Hoods top entry |  | 09 30 006 1440 | 1 x 13.5 1 x 16 |  |  | |
| | | 09 30 006 1441 | | | | |
| top entry |  | 09 30 006 0442 09 30 006 0443 | 1 x 21 1 x 29 |  |  | |
| without cable entry |  | | 09 30 006 0801 | — |  |  |

Han Hoods
Housings

Metal hoods/housings for industrial applications / 1 lever locking system

| Identification | Part number | | Pg | Drawing | Dimensions in mm |
|--|--------------------------------|--------------------------------|----|---|------------------|
| | Low construction | High construction | | | |
| Protection covers  | metal 09 30 006 5423 | metal 09 30 006 5423 | |  | |
| Dust protection cover  | 09 30 006 5401 | 09 30 006 5401 | |  | |

Metal hoods/housings for industrial applications / 1 lever locking system

| Identification | Part number | | Pg | Drawing | Dimensions in mm |
|---|-----------------------|-------------------|----|---|------------------|
| | Low construction | High construction | | | |
| Housings, bulkhead mounting  | 09 30 006 0301 | | |  <p>Panel cut out 48 x 35 mm</p>  <p>Panel cut out 48 x 35 mm</p> | |


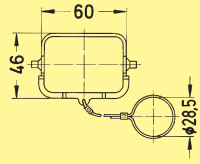

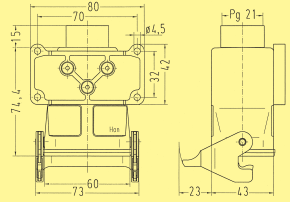
Han Hoods
Housings

Metal hoods/housings for industrial applications / 1 lever locking system

| Identification | Part number | | Pg | Drawing | Dimensions in mm | | | | | | | | | | | | | | | | | | | | |
|--|--|--|--------------------------------------|---------|---|-------|------|---|---|---|------|-------|----|----|------|------|-------|----|----|------|-----|---------|----|----|------|
| | Low construction | High construction | | | | | | | | | | | | | | | | | | | | | | | |
| Housings, surface mounting side entry | 09 30 006 1251 09 30 006 1291 | | 1 x 16 2 x 16 2 x 21 2 x 29 | | <table border="1"> <thead> <tr> <th>Style</th> <th>Size</th> <th>a</th> <th>b</th> <th>h</th> </tr> </thead> <tbody> <tr> <td>High</td> <td>Pg 21</td> <td>45</td> <td>57</td> <td>74</td> </tr> <tr> <td>High</td> <td>Pg 29</td> <td>45</td> <td>57</td> <td>74</td> </tr> <tr> <td>Low</td> <td>Pg 16</td> <td>40</td> <td>52</td> <td>54</td> </tr> </tbody> </table> | Style | Size | a | b | h | High | Pg 21 | 45 | 57 | 74 | High | Pg 29 | 45 | 57 | 74 | Low | Pg 16 | 40 | 52 | 54 |
| | Style | Size | a | b | h | | | | | | | | | | | | | | | | | | | | |
| High | Pg 21 | 45 | 57 | 74 | | | | | | | | | | | | | | | | | | | | | |
| High | Pg 29 | 45 | 57 | 74 | | | | | | | | | | | | | | | | | | | | | |
| Low | Pg 16 | 40 | 52 | 54 | | | | | | | | | | | | | | | | | | | | | |
| side entry | with thermo-plastic cover 09 30 006 1256 with thermo-plastic cover 09 30 006 1296 | | 1 x 16 2 x 16 2 x 21 2 x 29 | | <table border="1"> <thead> <tr> <th>Style</th> <th>Size</th> <th>a</th> <th>b</th> <th>h</th> </tr> </thead> <tbody> <tr> <td>High</td> <td>Pg 21</td> <td>45</td> <td>57</td> <td>74</td> </tr> <tr> <td>High</td> <td>Pg 29</td> <td>45</td> <td>57</td> <td>74</td> </tr> <tr> <td>Low</td> <td>Pg 16</td> <td>40</td> <td>52</td> <td>54</td> </tr> </tbody> </table> | Style | Size | a | b | h | High | Pg 21 | 45 | 57 | 74 | High | Pg 29 | 45 | 57 | 74 | Low | Pg 16 | 40 | 52 | 54 |
| Style | Size | a | b | h | | | | | | | | | | | | | | | | | | | | | |
| High | Pg 21 | 45 | 57 | 74 | | | | | | | | | | | | | | | | | | | | | |
| High | Pg 29 | 45 | 57 | 74 | | | | | | | | | | | | | | | | | | | | | |
| Low | Pg 16 | 40 | 52 | 54 | | | | | | | | | | | | | | | | | | | | | |
| | with metal cover 09 30 006 2256 with metal cover 09 30 006 2296 | | 1 x 16 2 x 16 | | | | | | | | | | | | | | | | | | | | | | |
| | | with thermo-plastic cover 09 30 006 0297 with thermo-plastic cover 09 30 006 0298 | 2 x 21 2 x 29 | | | | | | | | | | | | | | | | | | | | | | |
| | | with metal cover 09 30 006 2297 | 2 x 21 | | | | | | | | | | | | | | | | | | | | | | |
| Protection covers | plastic 09 30 006 5404 | plastic 09 30 006 5404 | | | | | | | | | | | | | | | | | | | | | | | |
| | metal 09 30 006 5425 | metal 09 30 006 5425 | | | | | | | | | | | | | | | | | | | | | | | |
| Hoods, cable to cable top entry | 09 30 006 1750 | | 1 x 13.5 1 x 21 1 x 29 | | <table border="1"> <thead> <tr> <th>Style</th> <th>Size</th> <th>a</th> <th>b</th> <th>h</th> </tr> </thead> <tbody> <tr> <td>High</td> <td>Pg 21</td> <td>73</td> <td>43</td> <td>72.5</td> </tr> <tr> <td>High</td> <td>Pg 29</td> <td>73</td> <td>43</td> <td>72.5</td> </tr> <tr> <td>Low</td> <td>Pg 13.5</td> <td>73</td> <td>43</td> <td>42.5</td> </tr> </tbody> </table> | Style | Size | a | b | h | High | Pg 21 | 73 | 43 | 72.5 | High | Pg 29 | 73 | 43 | 72.5 | Low | Pg 13.5 | 73 | 43 | 42.5 |
| Style | Size | a | b | h | | | | | | | | | | | | | | | | | | | | | |
| High | Pg 21 | 73 | 43 | 72.5 | | | | | | | | | | | | | | | | | | | | | |
| High | Pg 29 | 73 | 43 | 72.5 | | | | | | | | | | | | | | | | | | | | | |
| Low | Pg 13.5 | 73 | 43 | 42.5 | | | | | | | | | | | | | | | | | | | | | |


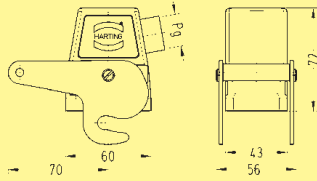
Han Hoods Housings

Metal hoods/housings for industrial applications / 1 lever locking system


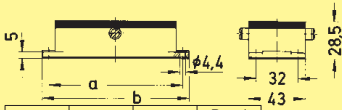
| Identification | Part number | | Pg | Drawing | Dimensions in mm |
|---|-------------------------|-------------------------|--------|---|------------------|
| | Low construction | High construction | | | |
| Protection covers  | metal 09 30 006 5427 | metal 09 30 006 5427 | |  | |
| Flange housings top entry  | | 09 30 006 0757 | 1 x 21 |  | |
| | | | | | |

Han Hoods
Housings

Metal hoods/housings for industrial applications / 1 central locking lever locking system

| Identification | Part number | Pg | Drawing | Dimensions in mm |
|--|----------------|--------|--|------------------|
| Hoods side entry  | 09 30 006 0581 | 1 x 16 |  | |

Metal hoods/housings for industrial applications / 1 central locking lever locking system

| Identification | Part number | Pg | Drawing | Dimensions in mm | | | | | | | | |
|---|----------------|----|--|--|-------|---|---|---------------|------|----|----|---------|
| Housings, bulkhead mounting  | 09 30 006 0381 | |  | <table border="1"> <thead> <tr> <th>Style</th> <th>a</th> <th>b</th> <th>Panel cut out</th> </tr> </thead> <tbody> <tr> <td>High</td> <td>70</td> <td>80</td> <td>48 x 35</td> </tr> </tbody> </table> | Style | a | b | Panel cut out | High | 70 | 80 | 48 x 35 |
| Style | a | b | Panel cut out | | | | | | | | | |
| High | 70 | 80 | 48 x 35 | | | | | | | | | |

Han Hoods
Housings

Hoods/Housings for higher environmental requirements / 1 lever locking system


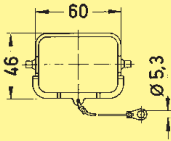

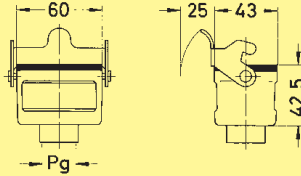

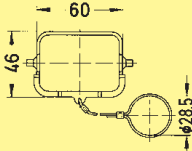
| Identification | Part number | Pg | Drawing | Dimensions in mm |
|---------------------|----------------------------------|--------------------|---------|------------------|
| Hoods side entry | 09 37 006 1540 | 1 x 13.5 | | 43 |
| side entry | 09 37 006 0542 | 1 x 21 | | 72 |
| Hoods top entry | 09 37 006 1440 09 37 006 1441 | 1 x 13.5 1 x 16 | | 40 |

Hoods/Housings for higher environmental requirements / 1 lever locking system

| Identification | Part number | Pg | Drawing | Dimensions in mm |
|---|-----------------------|--------|---------|------------------|
| Housings, bulkhead mounting | 09 37 006 0301 | | | |
| Housings, surface mounting side entry | 09 37 006 1291 | 2 x 16 | | |
| | | | | |


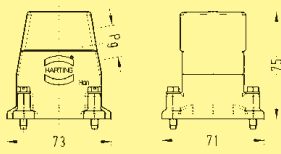

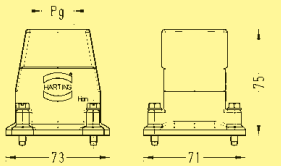
Han Hoods
Housings

Hoods/Housings for higher environmental requirements / 1 lever locking system


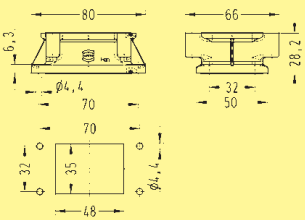
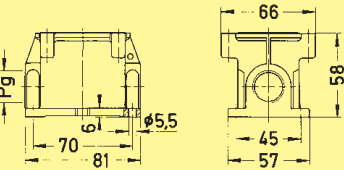
| Identification | Part number | Pg | Drawing | Dimensions in mm |
|--|---------------------------------|-----------------|--|------------------|
| <p>Protection covers</p>  | <p>metal 09 37 006 5405</p> | |  | |
| <p>Hoods, cable to cable top entry</p>  | <p>09 37 006 1750</p> | <p>1 x 13.5</p> |  | |
| <p>Protection covers</p>  | <p>metal 09 37 006 5407</p> | |  | |

Han Hoods
Housings

Hoods/Housings for higher EMC requirements / Screw locking system


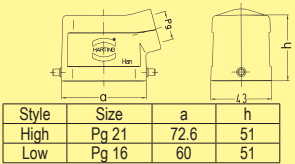

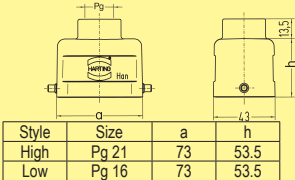

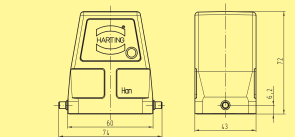
| Identification | Part number | Pg | Drawing | Dimensions in mm |
|---|--|--------------------------|---|------------------|
| <p>Hoods side entry</p>  | <p>09 62 006 0540 09 62 006 0541</p> | <p>1 x 16 1 x 21</p> |  | |
| <p>Hoods top entry</p>  | <p>09 62 006 0440 09 62 006 0441</p> | <p>1 x 16 1 x 21</p> |  | |

Hoods/Housings for higher EMC requirements / Screw locking system


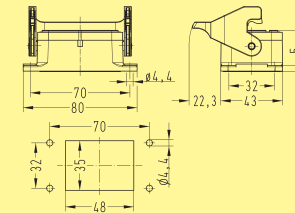
| Identification | Part number | Pg | Drawing | Dimensions in mm |
|--|-----------------------|---------------|---|------------------|
| <p>Housings, bulkhead mounting</p>  | <p>09 62 006 0301</p> | |  | |
| <p>Housings, surface mounting side entry</p> | <p>09 62 006 1205</p> | <p>2 x 16</p> |  | |

Han Hoods
Housings

Hoods/Housings for higher EMC requirements / 1 lever locking system


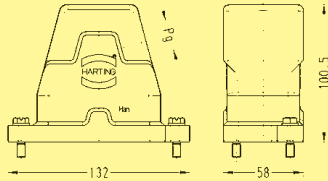

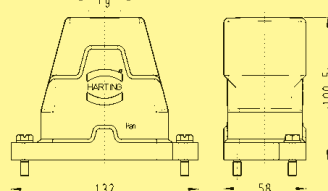

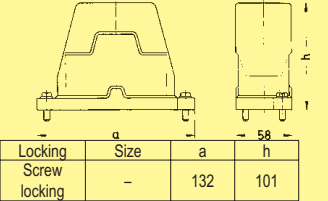
| Identification | Part number | | Pg | Drawing | Dimensions in mm | | | | | | | | | | | |
|--|------------------|-------------------|------------------|--|------------------|------|---|---|------|-------|------|------|-----|-------|----|------|
| | Low construction | High construction | | | | | | | | | | | | | | |
| Hoods side entry  | 09 62 806 1541 | 09 62 806 0542 | 1 x 16 1 x 21 |  <table border="1"> <thead> <tr> <th>Style</th> <th>Size</th> <th>a</th> <th>h</th> </tr> </thead> <tbody> <tr> <td>High</td> <td>Pg 21</td> <td>72.6</td> <td>51</td> </tr> <tr> <td>Low</td> <td>Pg 16</td> <td>60</td> <td>51</td> </tr> </tbody> </table> | Style | Size | a | h | High | Pg 21 | 72.6 | 51 | Low | Pg 16 | 60 | 51 |
| Style | Size | a | h | | | | | | | | | | | | | |
| High | Pg 21 | 72.6 | 51 | | | | | | | | | | | | | |
| Low | Pg 16 | 60 | 51 | | | | | | | | | | | | | |
| Hoods top entry  | 09 62 806 1441 | 09 62 806 0442 | 1 x 16 1 x 21 |  <table border="1"> <thead> <tr> <th>Style</th> <th>Size</th> <th>a</th> <th>h</th> </tr> </thead> <tbody> <tr> <td>High</td> <td>Pg 21</td> <td>73</td> <td>53.5</td> </tr> <tr> <td>Low</td> <td>Pg 16</td> <td>73</td> <td>53.5</td> </tr> </tbody> </table> | Style | Size | a | h | High | Pg 21 | 73 | 53.5 | Low | Pg 16 | 73 | 53.5 |
| Style | Size | a | h | | | | | | | | | | | | | |
| High | Pg 21 | 73 | 53.5 | | | | | | | | | | | | | |
| Low | Pg 16 | 73 | 53.5 | | | | | | | | | | | | | |
| Hoods without cable entry  | | 09 62 806 0801 | — |  | | | | | | | | | | | | |

Hoods/Housings for higher EMC requirements / 1 lever locking system


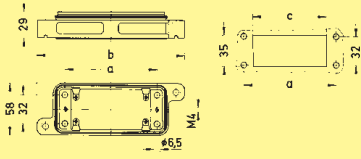

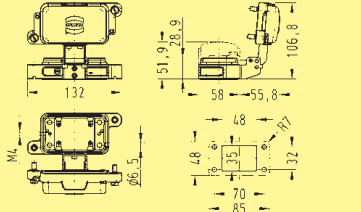

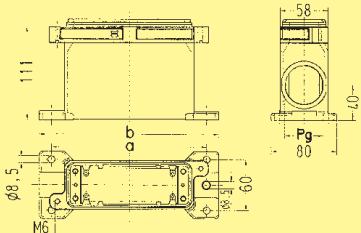

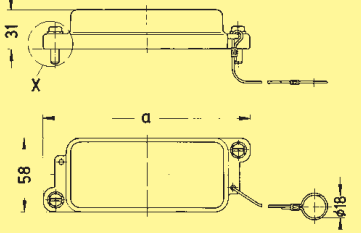

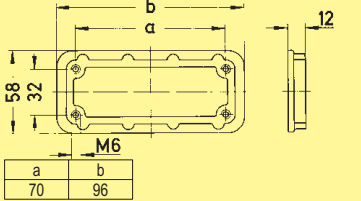
| Identification | Part number | | Pg | Drawing | Dimensions in mm |
|---|------------------|-------------------|----|---|------------------|
| | Low construction | High construction | | | |
| Housings, bulk-head mounting  | 09 62 806 0301 | | |  | |

Han Hoods
Housings

Hoods/Housings for harsh environmental requirements / Screw/toggle locking system

| Identification | Part number | | Pg | Drawing | Dimensions in mm | | | | | | | | |
|--|----------------------------------|---|--|---|------------------|------|---|---|---------------|---|-----|-----|--|
| | Toggle locking | screw | | | | | | | | | | | |
| Hoods side entry  | 09 40 006 0501 09 40 006 0502 | 09 40 006 0511 09 40 006 0512 09 40 006 0513 | 1 x 16 1 x 21 1 x 16 1 x 21 1 x 29 |  | | | | | | | | | |
| Hoods top entry  | 09 40 006 0401 09 40 006 0402 | 09 40 006 0411 09 40 006 0412 09 40 006 0413 | 1 x 16 1 x 21 1 x 16 1 x 21 1 x 29 |  | | | | | | | | | |
| Hoods without cable entry  | | 09 40 006 0811 | — |  <table border="1" data-bbox="1112 1018 1404 1081"> <thead> <tr> <th>Locking</th> <th>Size</th> <th>a</th> <th>h</th> </tr> </thead> <tbody> <tr> <td>Screw locking</td> <td>—</td> <td>132</td> <td>101</td> </tr> </tbody> </table> | Locking | Size | a | h | Screw locking | — | 132 | 101 | |
| Locking | Size | a | h | | | | | | | | | | |
| Screw locking | — | 132 | 101 | | | | | | | | | | |

Hoods/Housings for harsh environmental requirements / Screw/toggle locking system

| Identification | Part number | | Pg | Drawing | Dimensions in mm | | | | | |
|--|-------------------------|---|--------|---|------------------|---|---------------|-------|----------------|-----|
| | Toggle locking | screw | | | | | | | | |
| Housings, bulkhead mounting  | 09 40 006 0301 | 09 40 006 0311 | |  <table border="1"> <tr> <td>a</td> <td>b</td> <td>c</td> </tr> <tr> <td>70</td> <td>133</td> <td>48</td> </tr> </table> | a | b | c | 70 | 133 | 48 |
| a | b | c | | | | | | | | |
| 70 | 133 | 48 | | | | | | | | |
| Housings, bulkhead mounting  | | with metal cover 09 40 006 0317 | |  | | | | | | |
| Housings, surface mounting side entry  | | 09 40 006 1262 | 1 x 29 |  <table border="1"> <tr> <td>Size</td> <td>a</td> <td>b</td> </tr> <tr> <td>Pg 29</td> <td>127</td> <td>156</td> </tr> </table> | Size | a | b | Pg 29 | 127 | 156 |
| Size | a | b | | | | | | | | |
| Pg 29 | 127 | 156 | | | | | | | | |
| Protection covers  | metal 09 40 006 5401 | metal 09 40 006 5411 | |  <table border="1"> <tr> <td>Locking</td> <td>a</td> </tr> <tr> <td>Screw locking</td> <td>133</td> </tr> <tr> <td>Toggle locking</td> <td>133</td> </tr> </table> | Locking | a | Screw locking | 133 | Toggle locking | 133 |
| Locking | a | | | | | | | | | |
| Screw locking | 133 | | | | | | | | | |
| Toggle locking | 133 | | | | | | | | | |
| Mounting frames  | | 09 40 000 9901 ¹⁾ | |  <table border="1"> <tr> <td>a</td> <td>b</td> </tr> <tr> <td>70</td> <td>96</td> </tr> </table> | a | b | 70 | 96 | | |
| a | b | | | | | | | | | |
| 70 | 96 | | | | | | | | | |

Han Hoods Housings

¹⁾ not applicable for using Han® HC 650

Stock items in bold type

Metal hoods/housings for industrial applications / 2 lever locking system


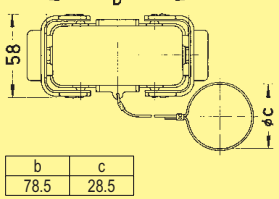

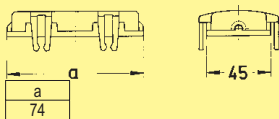
| Identification | Part number | | Pg | Drawing | Dimensions in mm | | | | | | | | | | | | |
|------------------------------|------------------|--|-----------------------|----------|---|-------|------|---|------|---------|-------|----|----|------|-------|----|----|
| | Low construction | High construction | | | | | | | | | | | | | | | |
| Hoods side entry | | 09 30 010 1521 | 1 x 16 | | <table border="1"> <thead> <tr> <th>Style</th> <th>Size</th> <th>a</th> <th>h</th> </tr> </thead> <tbody> <tr> <td>Low</td> <td>Pg 16</td> <td>73</td> <td>57</td> </tr> </tbody> </table> | Style | Size | a | h | Low | Pg 16 | 73 | 57 | | | | |
| | | | | | | Style | Size | a | h | | | | | | | | |
| Low | Pg 16 | 73 | 57 | | | | | | | | | | | | | | |
| side entry | | 09 30 010 0522 09 30 010 0523 | 1 x 21 | | <table border="1"> <thead> <tr> <th>Style</th> <th>Size</th> <th>a</th> <th>h</th> </tr> </thead> <tbody> <tr> <td>High</td> <td>Pg 21</td> <td>73</td> <td>72</td> </tr> <tr> <td>High</td> <td>Pg 29</td> <td>73</td> <td>72</td> </tr> </tbody> </table> | Style | Size | a | h | High | Pg 21 | 73 | 72 | High | Pg 29 | 73 | 72 |
| | | | Style | | | Size | a | h | | | | | | | | | |
| High | Pg 21 | 73 | 72 | | | | | | | | | | | | | | |
| High | Pg 29 | 73 | 72 | | | | | | | | | | | | | | |
| Hoods top entry | | 09 30 010 1421 | 1 x 16 | | <table border="1"> <thead> <tr> <th>Style</th> <th>Size</th> <th>a</th> <th>h</th> </tr> </thead> <tbody> <tr> <td>Low</td> <td>Pg 16</td> <td>73</td> <td>45</td> </tr> </tbody> </table> | Style | Size | a | h | Low | Pg 16 | 73 | 45 | | | | |
| | | | | | | Style | Size | a | h | | | | | | | | |
| Low | Pg 16 | 73 | 45 | | | | | | | | | | | | | | |
| top entry | | 09 30 010 0422 09 30 010 0423 | 1 x 21 | | <table border="1"> <thead> <tr> <th>Style</th> <th>Size</th> <th>a</th> <th>h</th> </tr> </thead> <tbody> <tr> <td>High</td> <td>Pg 21</td> <td>73</td> <td>72</td> </tr> <tr> <td>High</td> <td>Pg 29</td> <td>73</td> <td>72</td> </tr> </tbody> </table> | Style | Size | a | h | High | Pg 21 | 73 | 72 | High | Pg 29 | 73 | 72 |
| | | | Style | | | Size | a | h | | | | | | | | | |
| High | Pg 21 | 73 | 72 | | | | | | | | | | | | | | |
| High | Pg 29 | 73 | 72 | | | | | | | | | | | | | | |
| top entry | | | 09 30 010 0460 | 2 x 13.5 | <table border="1"> <thead> <tr> <th>Style</th> <th>Size</th> <th>x</th> </tr> </thead> <tbody> <tr> <td>High</td> <td>Pg 13.5</td> <td>20</td> </tr> </tbody> </table> | Style | Size | x | High | Pg 13.5 | 20 | | | | | | |
| Style | Size | x | | | | | | | | | | | | | | | |
| High | Pg 13.5 | 20 | | | | | | | | | | | | | | | |
| Hoods without cable entry | | | 09 30 010 0801 | — | | | | | | | | | | | | | |

Han Hoods
Housings


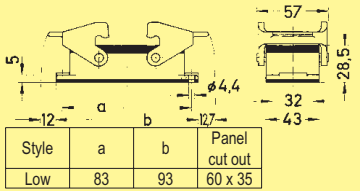

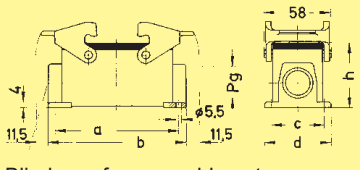



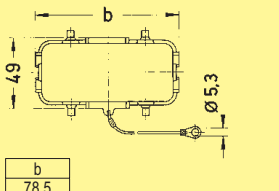
30
35

Stock items in bold type


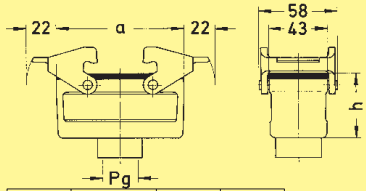

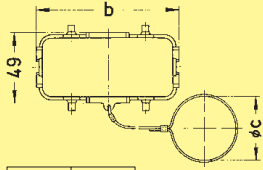
Metal hoods/housings for industrial applications / 2 lever locking system

| Identification | Part number | | Pg | Drawing | Dimensions in mm | | | | |
|--|--------------------------------|--------------------------------|----|---|------------------|----|------|------|--|
| | Low construction | High construction | | | | | | | |
| Protection covers  | metal 09 30 010 5423 | metal 09 30 010 5423 | |  <table border="1"> <tr> <td>b</td> <td>c</td> </tr> <tr> <td>78,5</td> <td>28,5</td> </tr> </table> | b | c | 78,5 | 28,5 | |
| b | c | | | | | | | | |
| 78,5 | 28,5 | | | | | | | | |
| Protection covers  | plastic 09 30 010 5401 | plastic 09 30 010 5401 | |  <table border="1"> <tr> <td>a</td> </tr> <tr> <td>74</td> </tr> </table> | a | 74 | | | |
| a | | | | | | | | | |
| 74 | | | | | | | | | |

Metal hoods/housings for industrial applications / 2 lever locking system

| Identification | Part number | | Pg | Drawing | Dimensions in mm | | | | | | | | | | | | | | | | | | | | | | | | | | | | |
|--|--|--|--|--|------------------|------|---|---------------|-----|----|----|---------|-------|----|----|----|----|----|------|-------|----|----|----|----|----|-----|-------|----|----|----|----|----|--|
| | Low construction | High construction | | | | | | | | | | | | | | | | | | | | | | | | | | | | | | | |
| Housings, bulkhead mounting  | 09 30 010 0301 | | |  <table border="1"> <tr> <th>Style</th> <th>a</th> <th>b</th> <th>Panel cut out</th> </tr> <tr> <td>Low</td> <td>83</td> <td>93</td> <td>60 x 35</td> </tr> </table> | Style | a | b | Panel cut out | Low | 83 | 93 | 60 x 35 | | | | | | | | | | | | | | | | | | | | | |
| Style | a | b | Panel cut out | | | | | | | | | | | | | | | | | | | | | | | | | | | | | | |
| Low | 83 | 93 | 60 x 35 | | | | | | | | | | | | | | | | | | | | | | | | | | | | | | |
| Housings, surface mounting side entry  | 09 30 010 1231 09 30 010 1271 | 09 30 010 0232 09 30 010 0233 09 30 010 0272 09 30 010 0273 | 1 x 16 1 x 21 1 x 29 2 x 16 2 x 21 2 x 29 |  <p>Blind way for one cable entry</p> <table border="1"> <tr> <th>Style</th> <th>Size</th> <th>a</th> <th>b</th> <th>c</th> <th>d</th> <th>h</th> </tr> <tr> <td>High</td> <td>Pg 21</td> <td>82</td> <td>94</td> <td>45</td> <td>57</td> <td>81</td> </tr> <tr> <td>High</td> <td>Pg 29</td> <td>82</td> <td>94</td> <td>45</td> <td>57</td> <td>81</td> </tr> <tr> <td>Low</td> <td>Pg 16</td> <td>82</td> <td>94</td> <td>40</td> <td>52</td> <td>54</td> </tr> </table> | Style | Size | a | b | c | d | h | High | Pg 21 | 82 | 94 | 45 | 57 | 81 | High | Pg 29 | 82 | 94 | 45 | 57 | 81 | Low | Pg 16 | 82 | 94 | 40 | 52 | 54 | |
| Style | Size | a | b | c | d | h | | | | | | | | | | | | | | | | | | | | | | | | | | | |
| High | Pg 21 | 82 | 94 | 45 | 57 | 81 | | | | | | | | | | | | | | | | | | | | | | | | | | | |
| High | Pg 29 | 82 | 94 | 45 | 57 | 81 | | | | | | | | | | | | | | | | | | | | | | | | | | | |
| Low | Pg 16 | 82 | 94 | 40 | 52 | 54 | | | | | | | | | | | | | | | | | | | | | | | | | | | |
| Han Hoods Housings Protection covers for housings   | plastic 09 30 010 5407 | plastic 09 30 010 5407 | |  <table border="1"> <tr> <td>a</td> </tr> <tr> <td>74</td> </tr> </table> | a | 74 | | | | | | | | | | | | | | | | | | | | | | | | | | | |
| a | | | | | | | | | | | | | | | | | | | | | | | | | | | | | | | | | |
| 74 | | | | | | | | | | | | | | | | | | | | | | | | | | | | | | | | | |
| | metal 09 30 010 5425 | metal 09 30 010 5425 | |  <table border="1"> <tr> <td>b</td> </tr> <tr> <td>78,5</td> </tr> </table> | b | 78,5 | | | | | | | | | | | | | | | | | | | | | | | | | | | |
| b | | | | | | | | | | | | | | | | | | | | | | | | | | | | | | | | | |
| 78,5 | | | | | | | | | | | | | | | | | | | | | | | | | | | | | | | | | |

Metal hoods/housings for industrial applications / 2 lever locking system

| Identification | Part number | | Pg | Drawing | Dimensions in mm | | | | | | | | | | | | | | | |
|---|--|--|-------------------------------------|--|------------------|------|------|------|------|-------|----|------|------|-------|----|------|-----|-------|----|------|
| | Low construction | High construction | | | | | | | | | | | | | | | | | | |
| <p>Hoods, cable to cable</p> <p>top entry</p>  | <p>09 30 010 1731</p> | <p>09 30 010 0732 09 30 010 0733</p> | <p>1 x 16 1 x 21 1 x 29</p> |  <table border="1"> <thead> <tr> <th>Style</th> <th>Size</th> <th>a</th> <th>h</th> </tr> </thead> <tbody> <tr> <td>High</td> <td>Pg 21</td> <td>73</td> <td>74.5</td> </tr> <tr> <td>High</td> <td>Pg 29</td> <td>73</td> <td>74.5</td> </tr> <tr> <td>Low</td> <td>Pg 16</td> <td>73</td> <td>47.5</td> </tr> </tbody> </table> | Style | Size | a | h | High | Pg 21 | 73 | 74.5 | High | Pg 29 | 73 | 74.5 | Low | Pg 16 | 73 | 47.5 |
| Style | Size | a | h | | | | | | | | | | | | | | | | | |
| High | Pg 21 | 73 | 74.5 | | | | | | | | | | | | | | | | | |
| High | Pg 29 | 73 | 74.5 | | | | | | | | | | | | | | | | | |
| Low | Pg 16 | 73 | 47.5 | | | | | | | | | | | | | | | | | |
| <p>Protection covers for hoods cable to cable</p>  | <p>metal 09 30 010 5427</p> | <p>metal 09 30 010 5427</p> | |  <table border="1"> <thead> <tr> <th>b</th> <th>c</th> </tr> </thead> <tbody> <tr> <td>78.5</td> <td>28.5</td> </tr> </tbody> </table> | b | c | 78.5 | 28.5 | | | | | | | | | | | | |
| b | c | | | | | | | | | | | | | | | | | | | |
| 78.5 | 28.5 | | | | | | | | | | | | | | | | | | | |

Han Hoods
Housings

Metal hoods/housings for industrial applications / 1 lever locking system

| Identification | Part number | | Pg | Drawing | Dimensions in mm | | | | | | | | | | | | |
|---|------------------|--|------------------|---------|--|-------|------|---|---|------|-------|----|----|------|-------|----|----|
| | Low construction | High construction | | | | | | | | | | | | | | | |
| Hoods side entry | | 09 30 010 1541 | 1 x 16 | | <table border="1"> <tr><td>Style</td><td>Size</td><td>a</td><td>h</td></tr> <tr><td>Low</td><td>Pg 16</td><td>73</td><td>57</td></tr> </table> | Style | Size | a | h | Low | Pg 16 | 73 | 57 | | | | |
| | | | | | | Style | Size | a | h | | | | | | | | |
| Low | Pg 16 | 73 | 57 | | | | | | | | | | | | | | |
| side entry | | 09 30 010 0542 09 30 010 0543 | 1 x 21 1 x 29 | | <table border="1"> <tr><td>Style</td><td>Size</td><td>a</td><td>h</td></tr> <tr><td>High</td><td>Pg 21</td><td>73</td><td>72</td></tr> <tr><td>High</td><td>Pg 29</td><td>73</td><td>72</td></tr> </table> | Style | Size | a | h | High | Pg 21 | 73 | 72 | High | Pg 29 | 73 | 72 |
| | | | | | | Style | Size | a | h | | | | | | | | |
| High | Pg 21 | 73 | 72 | | | | | | | | | | | | | | |
| High | Pg 29 | 73 | 72 | | | | | | | | | | | | | | |
| Hoods top entry | | 09 30 010 1441 | 1 x 16 | | <table border="1"> <tr><td>Style</td><td>Size</td><td>a</td><td>h</td></tr> <tr><td>Low</td><td>Pg 16</td><td>73</td><td>45</td></tr> </table> | Style | Size | a | h | Low | Pg 16 | 73 | 45 | | | | |
| | | | | | | Style | Size | a | h | | | | | | | | |
| Low | Pg 16 | 73 | 45 | | | | | | | | | | | | | | |
| top entry | | 09 30 010 0442 09 30 010 0443 | 1 x 21 1 x 29 | | <table border="1"> <tr><td>Style</td><td>Size</td><td>a</td><td>h</td></tr> <tr><td>High</td><td>Pg 21</td><td>73</td><td>72</td></tr> <tr><td>High</td><td>Pg 29</td><td>73</td><td>72</td></tr> </table> | Style | Size | a | h | High | Pg 21 | 73 | 72 | High | Pg 29 | 73 | 72 |
| | | | | | | Style | Size | a | h | | | | | | | | |
| High | Pg 21 | 73 | 72 | | | | | | | | | | | | | | |
| High | Pg 29 | 73 | 72 | | | | | | | | | | | | | | |
| Han Hoods Housings without cable entry | | 09 30 010 0803 | - | | <table border="1"> <tr><td>Style</td><td>Size</td><td>a</td><td>h</td></tr> <tr><td>High</td><td>-</td><td>73</td><td>72</td></tr> </table> | Style | Size | a | h | High | - | 73 | 72 | | | | |
| | | | | | | Style | Size | a | h | | | | | | | | |
| High | - | 73 | 72 | | | | | | | | | | | | | | |

Metal hoods/housings for industrial applications / 1 lever locking system

| Identification | Part number | | Pg | Drawing | Dimensions in mm | | | | | | | | | | | | | | | | | | | | | | | | | | | | | | | | | | | | | | | | | | | | | | | | |
|--|--|--|---------------|---|------------------|------|---|---------------|-----|----|------|---------|----|----|----|----|------|-------|----|----|----|----|-------|-------|----|----|----|----|-------|-------|----|----|----|----|------|-------|----|----|----|----|------------------|-------|----|----|----|----|-----|-------|----|----|----|----|--------------------------------------|
| | Low construction | High construction | | | | | | | | | | | | | | | | | | | | | | | | | | | | | | | | | | | | | | | | | | | | | | | | | | | |
| Housings, bulkhead mounting | | 09 30 010 0305 | | <table border="1"> <tr> <th>Style</th> <th>a</th> <th>b</th> <th>Panel cut out</th> </tr> <tr> <td>Low</td> <td>83</td> <td>93</td> <td>60 x 35</td> </tr> </table> | Style | a | b | Panel cut out | Low | 83 | 93 | 60 x 35 | | | | | | | | | | | | | | | | | | | | | | | | | | | | | | | | | | | | | | | | | |
| | Style | a | b | | Panel cut out | | | | | | | | | | | | | | | | | | | | | | | | | | | | | | | | | | | | | | | | | | | | | | | | |
| Low | 83 | 93 | 60 x 35 | | | | | | | | | | | | | | | | | | | | | | | | | | | | | | | | | | | | | | | | | | | | | | | | | | |
| | with thermo-plastic cover 09 30 010 0303 with metal cover 09 30 010 0318 | | | <table border="1"> <tr> <th>Style</th> <th>a</th> <th>b</th> <th>Panel cut out</th> </tr> <tr> <td>Low</td> <td>83</td> <td>93</td> <td>60 x 35</td> </tr> </table> | Style | a | b | Panel cut out | Low | 83 | 93 | 60 x 35 | | | | | | | | | | | | | | | | | | | | | | | | | | | | | | | | | | | | | | | | | |
| Style | a | b | Panel cut out | | | | | | | | | | | | | | | | | | | | | | | | | | | | | | | | | | | | | | | | | | | | | | | | | | |
| Low | 83 | 93 | 60 x 35 | | | | | | | | | | | | | | | | | | | | | | | | | | | | | | | | | | | | | | | | | | | | | | | | | | |
| Housings, surface mounting side entry | | 09 30 010 1251 09 30 010 1291 | | <table border="1"> <tr> <th>Style</th> <th>Size</th> <th>a</th> <th>b</th> <th>c</th> <th>d</th> </tr> <tr> <td>High</td> <td>Pg 21</td> <td>82</td> <td>94</td> <td>45</td> <td>57</td> </tr> <tr> <td>High</td> <td>Pg 29</td> <td>82</td> <td>94</td> <td>45</td> <td>57</td> </tr> <tr> <td>Low</td> <td>Pg 16</td> <td>82</td> <td>94</td> <td>40</td> <td>52</td> </tr> <tr> <th>Style</th> <th>Size</th> <th>e</th> <th>h</th> <td colspan="2"></td> </tr> <tr> <td>High</td> <td>Pg 21</td> <td>28</td> <td>81</td> <td colspan="2"></td> </tr> <tr> <td>High</td> <td>Pg 29</td> <td>28</td> <td>81</td> <td colspan="2"></td> </tr> <tr> <td>Low</td> <td>Pg 16</td> <td>32</td> <td>54</td> <td colspan="2"></td> </tr> </table> | Style | Size | a | b | c | d | High | Pg 21 | 82 | 94 | 45 | 57 | High | Pg 29 | 82 | 94 | 45 | 57 | Low | Pg 16 | 82 | 94 | 40 | 52 | Style | Size | e | h | | | High | Pg 21 | 28 | 81 | | | High | Pg 29 | 28 | 81 | | | Low | Pg 16 | 32 | 54 | | | 1 x 16 2 x 16 2 x 21 2 x 29 |
| | Style | Size | a | | b | c | d | | | | | | | | | | | | | | | | | | | | | | | | | | | | | | | | | | | | | | | | | | | | | | |
| High | Pg 21 | 82 | 94 | 45 | 57 | | | | | | | | | | | | | | | | | | | | | | | | | | | | | | | | | | | | | | | | | | | | | | | | |
| High | Pg 29 | 82 | 94 | 45 | 57 | | | | | | | | | | | | | | | | | | | | | | | | | | | | | | | | | | | | | | | | | | | | | | | | |
| Low | Pg 16 | 82 | 94 | 40 | 52 | | | | | | | | | | | | | | | | | | | | | | | | | | | | | | | | | | | | | | | | | | | | | | | | |
| Style | Size | e | h | | | | | | | | | | | | | | | | | | | | | | | | | | | | | | | | | | | | | | | | | | | | | | | | | | |
| High | Pg 21 | 28 | 81 | | | | | | | | | | | | | | | | | | | | | | | | | | | | | | | | | | | | | | | | | | | | | | | | | | |
| High | Pg 29 | 28 | 81 | | | | | | | | | | | | | | | | | | | | | | | | | | | | | | | | | | | | | | | | | | | | | | | | | | |
| Low | Pg 16 | 32 | 54 | | | | | | | | | | | | | | | | | | | | | | | | | | | | | | | | | | | | | | | | | | | | | | | | | | |
| | with thermo-plastic cover 09 30 010 1256 with thermo-plastic cover 09 30 010 1296 | | | <table border="1"> <tr> <th>Style</th> <th>Size</th> <th>a</th> <th>b</th> <th>c</th> <th>d</th> </tr> <tr> <td>High</td> <td>Pg 21</td> <td>82</td> <td>94</td> <td>45</td> <td>57</td> </tr> <tr> <td>High</td> <td>Pg 29</td> <td>82</td> <td>94</td> <td>45</td> <td>57</td> </tr> <tr> <td>Low</td> <td>Pg 16</td> <td>82</td> <td>94</td> <td>40</td> <td>52</td> </tr> <tr> <th>Style</th> <th>Size</th> <th>e</th> <th>f</th> <th>g</th> <th>h</th> </tr> <tr> <td>High</td> <td>Pg 21</td> <td>28</td> <td>20</td> <td>65</td> <td>81</td> </tr> <tr> <td>High</td> <td>Pg 29</td> <td>28</td> <td>20</td> <td>65</td> <td>81</td> </tr> <tr> <td>Low</td> <td>Pg 16</td> <td>32</td> <td>22</td> <td>67</td> <td>54</td> </tr> </table> | Style | Size | a | b | c | d | High | Pg 21 | 82 | 94 | 45 | 57 | High | Pg 29 | 82 | 94 | 45 | 57 | Low | Pg 16 | 82 | 94 | 40 | 52 | Style | Size | e | f | g | h | High | Pg 21 | 28 | 20 | 65 | 81 | High | Pg 29 | 28 | 20 | 65 | 81 | Low | Pg 16 | 32 | 22 | 67 | 54 | 1 x 16 2 x 16 2 x 21 2 x 29 |
| Style | Size | a | b | c | d | | | | | | | | | | | | | | | | | | | | | | | | | | | | | | | | | | | | | | | | | | | | | | | | |
| High | Pg 21 | 82 | 94 | 45 | 57 | | | | | | | | | | | | | | | | | | | | | | | | | | | | | | | | | | | | | | | | | | | | | | | | |
| High | Pg 29 | 82 | 94 | 45 | 57 | | | | | | | | | | | | | | | | | | | | | | | | | | | | | | | | | | | | | | | | | | | | | | | | |
| Low | Pg 16 | 82 | 94 | 40 | 52 | | | | | | | | | | | | | | | | | | | | | | | | | | | | | | | | | | | | | | | | | | | | | | | | |
| Style | Size | e | f | g | h | | | | | | | | | | | | | | | | | | | | | | | | | | | | | | | | | | | | | | | | | | | | | | | | |
| High | Pg 21 | 28 | 20 | 65 | 81 | | | | | | | | | | | | | | | | | | | | | | | | | | | | | | | | | | | | | | | | | | | | | | | | |
| High | Pg 29 | 28 | 20 | 65 | 81 | | | | | | | | | | | | | | | | | | | | | | | | | | | | | | | | | | | | | | | | | | | | | | | | |
| Low | Pg 16 | 32 | 22 | 67 | 54 | | | | | | | | | | | | | | | | | | | | | | | | | | | | | | | | | | | | | | | | | | | | | | | | |
| Housings, surface mounting side entry | | with metal cover 09 30 010 2296 | | <table border="1"> <tr> <th>Style</th> <th>Size</th> <th>a</th> <th>b</th> <th>c</th> <th>d</th> </tr> <tr> <td>High</td> <td>Pg 21</td> <td>82</td> <td>94</td> <td>45</td> <td>57</td> </tr> <tr> <td>Low</td> <td>Pg 16</td> <td>82</td> <td>94</td> <td>40</td> <td>52</td> </tr> <tr> <th>Style</th> <th>Size</th> <th>e</th> <th>f</th> <th>g</th> <th>h</th> </tr> <tr> <td>High</td> <td>Pg 21</td> <td>28</td> <td>20</td> <td>65</td> <td>81</td> </tr> <tr> <td>Low</td> <td>Pg 16</td> <td>32</td> <td>22</td> <td>67</td> <td>54</td> </tr> </table> | Style | Size | a | b | c | d | High | Pg 21 | 82 | 94 | 45 | 57 | Low | Pg 16 | 82 | 94 | 40 | 52 | Style | Size | e | f | g | h | High | Pg 21 | 28 | 20 | 65 | 81 | Low | Pg 16 | 32 | 22 | 67 | 54 | 2 x 16 2 x 21 | | | | | | | | | | | | |
| | Style | Size | a | | b | c | d | | | | | | | | | | | | | | | | | | | | | | | | | | | | | | | | | | | | | | | | | | | | | | |
| High | Pg 21 | 82 | 94 | 45 | 57 | | | | | | | | | | | | | | | | | | | | | | | | | | | | | | | | | | | | | | | | | | | | | | | | |
| Low | Pg 16 | 82 | 94 | 40 | 52 | | | | | | | | | | | | | | | | | | | | | | | | | | | | | | | | | | | | | | | | | | | | | | | | |
| Style | Size | e | f | g | h | | | | | | | | | | | | | | | | | | | | | | | | | | | | | | | | | | | | | | | | | | | | | | | | |
| High | Pg 21 | 28 | 20 | 65 | 81 | | | | | | | | | | | | | | | | | | | | | | | | | | | | | | | | | | | | | | | | | | | | | | | | |
| Low | Pg 16 | 32 | 22 | 67 | 54 | | | | | | | | | | | | | | | | | | | | | | | | | | | | | | | | | | | | | | | | | | | | | | | | |
| | with metal cover 09 30 010 2297 | | | <table border="1"> <tr> <th>Style</th> <th>Size</th> <th>a</th> <th>b</th> <th>c</th> <th>d</th> </tr> <tr> <td>High</td> <td>Pg 21</td> <td>82</td> <td>94</td> <td>45</td> <td>57</td> </tr> <tr> <td>Low</td> <td>Pg 16</td> <td>82</td> <td>94</td> <td>40</td> <td>52</td> </tr> <tr> <th>Style</th> <th>Size</th> <th>e</th> <th>f</th> <th>g</th> <th>h</th> </tr> <tr> <td>High</td> <td>Pg 21</td> <td>28</td> <td>20</td> <td>65</td> <td>81</td> </tr> <tr> <td>Low</td> <td>Pg 16</td> <td>32</td> <td>22</td> <td>67</td> <td>54</td> </tr> </table> | Style | Size | a | b | c | d | High | Pg 21 | 82 | 94 | 45 | 57 | Low | Pg 16 | 82 | 94 | 40 | 52 | Style | Size | e | f | g | h | High | Pg 21 | 28 | 20 | 65 | 81 | Low | Pg 16 | 32 | 22 | 67 | 54 | 2 x 16 2 x 21 | | | | | | | | | | | | |
| Style | Size | a | b | c | d | | | | | | | | | | | | | | | | | | | | | | | | | | | | | | | | | | | | | | | | | | | | | | | | |
| High | Pg 21 | 82 | 94 | 45 | 57 | | | | | | | | | | | | | | | | | | | | | | | | | | | | | | | | | | | | | | | | | | | | | | | | |
| Low | Pg 16 | 82 | 94 | 40 | 52 | | | | | | | | | | | | | | | | | | | | | | | | | | | | | | | | | | | | | | | | | | | | | | | | |
| Style | Size | e | f | g | h | | | | | | | | | | | | | | | | | | | | | | | | | | | | | | | | | | | | | | | | | | | | | | | | |
| High | Pg 21 | 28 | 20 | 65 | 81 | | | | | | | | | | | | | | | | | | | | | | | | | | | | | | | | | | | | | | | | | | | | | | | | |
| Low | Pg 16 | 32 | 22 | 67 | 54 | | | | | | | | | | | | | | | | | | | | | | | | | | | | | | | | | | | | | | | | | | | | | | | | |

Han Hoods Housings



| Identification | Part number | Drawing | Dimensions in mm | | | | | | | | | | | | | | | | | | | | | | | | | | | | | | | | | | | | | | | | | |
|--|-----------------------|--|------------------|----|----|----|-----|---|----------------|----|----|----|----|-----|----------------|----|--|--|----|--|----------------|----|----|----|----|--|-------------------------------------|----------------|---|--|-----------|----------------|--|----------------|--|----------------|----------------------|----------------|--|--|-----------------------|----------------|--|--|
| Housings for motor termination powder-coated RAL 7037 | 09 30 010 0901 | <table border="1"> <thead> <tr> <th></th> <th>a</th> <th>b</th> <th>c</th> <th>d</th> <th>∅</th> </tr> </thead> <tbody> <tr> <td>09 30 010 0901</td> <td>82</td> <td>68</td> <td>68</td> <td>82</td> <td>4.5</td> </tr> <tr> <td>09 30 010 0902</td> <td>98</td> <td></td> <td></td> <td>98</td> <td></td> </tr> <tr> <td>09 30 010 0961</td> <td>82</td> <td>70</td> <td>70</td> <td>82</td> <td></td> </tr> <tr> <td>powder-coated with protection cover</td> <td>09 30 010 0961</td> <td rowspan="4"> Other dimensions (a + d) on request (98 x 98 mm) </td> <td rowspan="4"> </td> </tr> <tr> <td>unpainted</td> <td>09 30 410 0901</td> </tr> <tr> <td></td> <td>09 30 410 0909</td> </tr> <tr> <td></td> <td>09 30 410 0921</td> </tr> <tr> <td>highly EMI resistant</td> <td>09 62 810 0901</td> <td></td> <td></td> </tr> <tr> <td>Dust protection cover</td> <td>09 30 010 5406</td> <td> </td> <td></td> </tr> </tbody> </table> | | a | b | c | d | ∅ | 09 30 010 0901 | 82 | 68 | 68 | 82 | 4.5 | 09 30 010 0902 | 98 | | | 98 | | 09 30 010 0961 | 82 | 70 | 70 | 82 | | powder-coated with protection cover | 09 30 010 0961 | Other dimensions (a + d) on request (98 x 98 mm) | | unpainted | 09 30 410 0901 | | 09 30 410 0909 | | 09 30 410 0921 | highly EMI resistant | 09 62 810 0901 | | | Dust protection cover | 09 30 010 5406 | | |
| | | | a | b | c | d | ∅ | | | | | | | | | | | | | | | | | | | | | | | | | | | | | | | | | | | | | |
| | 09 30 010 0901 | | 82 | 68 | 68 | 82 | 4.5 | | | | | | | | | | | | | | | | | | | | | | | | | | | | | | | | | | | | | |
| | 09 30 010 0902 | | 98 | | | 98 | | | | | | | | | | | | | | | | | | | | | | | | | | | | | | | | | | | | | | |
| 09 30 010 0961 | 82 | 70 | 70 | 82 | | | | | | | | | | | | | | | | | | | | | | | | | | | | | | | | | | | | | | | | |
| powder-coated with protection cover | 09 30 010 0961 | Other dimensions (a + d) on request (98 x 98 mm) | | | | | | | | | | | | | | | | | | | | | | | | | | | | | | | | | | | | | | | | | | |
| unpainted | 09 30 410 0901 | | | | | | | | | | | | | | | | | | | | | | | | | | | | | | | | | | | | | | | | | | | |
| | 09 30 410 0909 | | | | | | | | | | | | | | | | | | | | | | | | | | | | | | | | | | | | | | | | | | | |
| | 09 30 410 0921 | | | | | | | | | | | | | | | | | | | | | | | | | | | | | | | | | | | | | | | | | | | |
| highly EMI resistant | 09 62 810 0901 | | | | | | | | | | | | | | | | | | | | | | | | | | | | | | | | | | | | | | | | | | | |
| Dust protection cover | 09 30 010 5406 | | | | | | | | | | | | | | | | | | | | | | | | | | | | | | | | | | | | | | | | | | | |

Compatible connector inserts

| Screw terminal 500 V 16 A Han E® | Cage-clamp terminal 500 V 16 A Han® ESS Han® ESS | Crimp terminal 500 V 16 A Han E® | Crimp terminal 500 V 16 A Han® EE | Crimp terminal 400/160 V 16/10 A Han-Com® | Crimp terminal/ Screw terminal 50 V - 830 V 10 A - 40 A |
|---|--|---|--|--|--|
| | | | | | |
| 10 + ⊕ | 10 + ⊕ | 10 + ⊕ | 18 + ⊕ | 8/24 + ⊕ | Han-Modular + ⊕ |

Han Hoods
Housings

Features


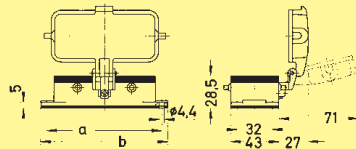

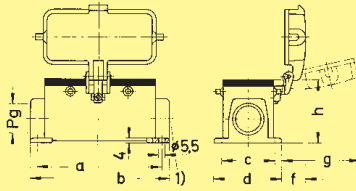
- Angled housing replaces the terminal box
- Space saving and compact design
- The position of the terminal housing can be switched by 90°
- Compatible with standard hoods for single lever
- Locking element Han-Easy Lock®
- Star and delta circuits can be realized in the female connector Han® ESS
- Suitable for standard inserts (see compatible connector inserts)

Metal hoods/housings for industrial applications / 2 lever locking system

| Identification | Part number | | Pg | Drawing | Dimensions in mm | | | | | | | | | | |
|--|------------------|-----------------------|---|---------|--|-------|------|------|-------|-----|-------|------|-------|----|----|
| | Low construction | High construction | | | | | | | | | | | | | |
| Hoods side entry | | 09 30 010 1531 | 1 x 16 | | <table border="1"> <thead> <tr> <th>Style</th> <th>Size</th> <th>a</th> <th>h</th> </tr> </thead> <tbody> <tr> <td>Low</td> <td>Pg 16</td> <td>73</td> <td>57</td> </tr> </tbody> </table> | Style | Size | a | h | Low | Pg 16 | 73 | 57 | | |
| | | Style | | | | Size | a | h | | | | | | | |
| Low | Pg 16 | 73 | 57 | | | | | | | | | | | | |
| 09 30 010 0532 09 30 010 0533 | 1 x 21 1 x 29 | | <table border="1"> <thead> <tr> <th>Style</th> <th>Size</th> <th>a</th> <th>h</th> </tr> </thead> <tbody> <tr> <td>High</td> <td>Pg 21</td> <td>73</td> <td>72</td> </tr> <tr> <td>High</td> <td>Pg 29</td> <td>73</td> <td>72</td> </tr> </tbody> </table> | Style | Size | a | h | High | Pg 21 | 73 | 72 | High | Pg 29 | 73 | 72 |
| Style | Size | a | h | | | | | | | | | | | | |
| High | Pg 21 | 73 | 72 | | | | | | | | | | | | |
| High | Pg 29 | 73 | 72 | | | | | | | | | | | | |
| Hoods top entry | | 09 30 010 1431 | 1 x 16 | | <table border="1"> <thead> <tr> <th>Style</th> <th>Size</th> <th>a</th> <th>h</th> </tr> </thead> <tbody> <tr> <td>Low</td> <td>Pg 16</td> <td>73</td> <td>45</td> </tr> </tbody> </table> | Style | Size | a | h | Low | Pg 16 | 73 | 45 | | |
| | | Style | | | | Size | a | h | | | | | | | |
| Low | Pg 16 | 73 | 45 | | | | | | | | | | | | |
| 09 30 010 0432 09 30 010 0433 | 1 x 21 1 x 29 | | <table border="1"> <thead> <tr> <th>Style</th> <th>Size</th> <th>a</th> <th>h</th> </tr> </thead> <tbody> <tr> <td>High</td> <td>Pg 21</td> <td>73</td> <td>72</td> </tr> <tr> <td>High</td> <td>Pg 29</td> <td>73</td> <td>72</td> </tr> </tbody> </table> | Style | Size | a | h | High | Pg 21 | 73 | 72 | High | Pg 29 | 73 | 72 |
| Style | Size | a | h | | | | | | | | | | | | |
| High | Pg 21 | 73 | 72 | | | | | | | | | | | | |
| High | Pg 29 | 73 | 72 | | | | | | | | | | | | |


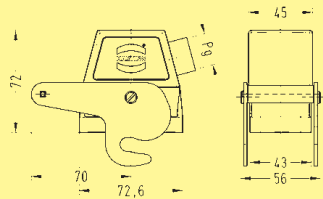
Han Hoods
Housings

Metal hoods/housings for industrial applications / 2 lever locking system


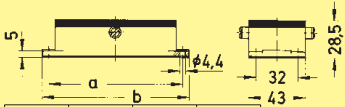
| Identification | Part number | | Pg | Drawing | Dimensions in mm | | | | | | | | | | | | | | | | | | | | | | | | | | | | | | | | | | | | | | | | | | | | |
|---|---|--|--|--|------------------|------|---|---------------|-----|----|------|---------|----|----|----|----|------|-------|----|----|----|----|-----|-------|----|----|----|----|-------|------|---|---|---|------|-------|----|----|----|------|-------|----|----|----|-----|-------|----|----|----|--|
| | Low construction | High construction | | | | | | | | | | | | | | | | | | | | | | | | | | | | | | | | | | | | | | | | | | | | | | | |
| Housings, bulkhead mounting  | with thermo-plastic cover 09 30 010 0302 with metal cover 09 30 010 0317 | | |  <table border="1"> <thead> <tr> <th>Style</th> <th>a</th> <th>b</th> <th>Panel cut out</th> </tr> </thead> <tbody> <tr> <td>Low</td> <td>83</td> <td>93</td> <td>60 x 35</td> </tr> </tbody> </table> | Style | a | b | Panel cut out | Low | 83 | 93 | 60 x 35 | | | | | | | | | | | | | | | | | | | | | | | | | | | | | | | | | | | | | |
| Style | a | b | Panel cut out | | | | | | | | | | | | | | | | | | | | | | | | | | | | | | | | | | | | | | | | | | | | | | |
| Low | 83 | 93 | 60 x 35 | | | | | | | | | | | | | | | | | | | | | | | | | | | | | | | | | | | | | | | | | | | | | | |
| Housings, surface mounting side entry  | with thermo-plastic cover 09 30 010 1221 with thermo-plastic cover 09 30 010 1261 with metal cover 09 30 010 2261 | with thermo-plastic cover 09 30 010 0222 with thermo-plastic cover 09 30 010 0223 with thermo-plastic cover 09 30 010 0262 with thermo-plastic cover 09 30 010 0263 with metal cover 09 30 010 2263 | 1 x 16 1 x 21 1 x 29 2 x 16 2 x 21 2 x 29 2 x 16 2 x 29 |  <p>1) Blind way for one cable entry</p> <table border="1"> <thead> <tr> <th>Style</th> <th>Size</th> <th>a</th> <th>b</th> <th>c</th> <th>d</th> </tr> </thead> <tbody> <tr> <td>High</td> <td>Pg 21</td> <td>82</td> <td>94</td> <td>45</td> <td>57</td> </tr> <tr> <td>High</td> <td>Pg 29</td> <td>82</td> <td>94</td> <td>45</td> <td>57</td> </tr> <tr> <td>Low</td> <td>Pg 16</td> <td>82</td> <td>94</td> <td>40</td> <td>52</td> </tr> </tbody> </table> <table border="1"> <thead> <tr> <th>Style</th> <th>Size</th> <th>f</th> <th>g</th> <th>h</th> </tr> </thead> <tbody> <tr> <td>High</td> <td>Pg 21</td> <td>20</td> <td>65</td> <td>81</td> </tr> <tr> <td>High</td> <td>Pg 29</td> <td>20</td> <td>65</td> <td>81</td> </tr> <tr> <td>Low</td> <td>Pg 16</td> <td>22</td> <td>67</td> <td>54</td> </tr> </tbody> </table> | Style | Size | a | b | c | d | High | Pg 21 | 82 | 94 | 45 | 57 | High | Pg 29 | 82 | 94 | 45 | 57 | Low | Pg 16 | 82 | 94 | 40 | 52 | Style | Size | f | g | h | High | Pg 21 | 20 | 65 | 81 | High | Pg 29 | 20 | 65 | 81 | Low | Pg 16 | 22 | 67 | 54 | |
| Style | Size | a | b | c | d | | | | | | | | | | | | | | | | | | | | | | | | | | | | | | | | | | | | | | | | | | | | |
| High | Pg 21 | 82 | 94 | 45 | 57 | | | | | | | | | | | | | | | | | | | | | | | | | | | | | | | | | | | | | | | | | | | | |
| High | Pg 29 | 82 | 94 | 45 | 57 | | | | | | | | | | | | | | | | | | | | | | | | | | | | | | | | | | | | | | | | | | | | |
| Low | Pg 16 | 82 | 94 | 40 | 52 | | | | | | | | | | | | | | | | | | | | | | | | | | | | | | | | | | | | | | | | | | | | |
| Style | Size | f | g | h | | | | | | | | | | | | | | | | | | | | | | | | | | | | | | | | | | | | | | | | | | | | | |
| High | Pg 21 | 20 | 65 | 81 | | | | | | | | | | | | | | | | | | | | | | | | | | | | | | | | | | | | | | | | | | | | | |
| High | Pg 29 | 20 | 65 | 81 | | | | | | | | | | | | | | | | | | | | | | | | | | | | | | | | | | | | | | | | | | | | | |
| Low | Pg 16 | 22 | 67 | 54 | | | | | | | | | | | | | | | | | | | | | | | | | | | | | | | | | | | | | | | | | | | | | |

Han Hoods Housings

Metal hoods/housings for industrial applications / 1 central locking lever locking system




| Identification | Part number | | Pg | Drawing | Dimensions in mm |
|--|------------------|----------------------------------|------------------|---|------------------|
| | Low construction | High construction | | | |
| Hoods side entry  | | | |  | |
| | | 09 30 010 0581 09 30 010 0582 | 1 x 16 1 x 21 | | |

Metal hoods/housings for industrial applications / 1 central locking lever locking system



| Identification | Part number | | Pg | Drawing | Dimensions in mm | | | | | | | |
|--|------------------|-------------------|---------|---|------------------|---------------|---|---------------|-----|----|----|---------|
| | Low construction | High construction | | | | | | | | | | |
| Housings, bulkhead mounting  | 09 30 010 0381 | | |  <table border="1" data-bbox="1079 856 1339 919"> <thead> <tr> <th>Style</th> <th>a</th> <th>b</th> <th>Panel cut out</th> </tr> </thead> <tbody> <tr> <td>Low</td> <td>83</td> <td>93</td> <td>60 x 35</td> </tr> </tbody> </table> | Style | a | b | Panel cut out | Low | 83 | 93 | 60 x 35 |
| | | Style | a | | b | Panel cut out | | | | | | |
| Low | 83 | 93 | 60 x 35 | | | | | | | | | |
| | | | | | | | | | | | | |

Han Hoods
Housings

Hoods/Housings for higher environmental requirements / 2 lever locking system

| Identification | Part number | Pg | Drawing | Dimensions in mm |
|--|-------------------------|--------|---------|------------------|
| Hoods side entry  | 09 37 010 1521 | 1 x 16 | | |
| Hoods top entry  | 09 37 010 1421 | 1 x 16 | | |
| Protection covers  | metal 09 37 010 5403 | | | |

Hoods/Housings for higher environmental requirements / 2 lever locking system


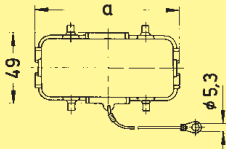

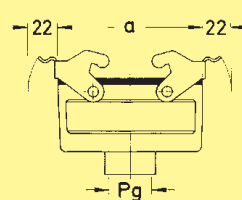
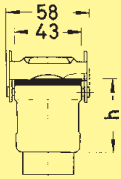
| Identification | Part number | Pg | Drawing | Dimensions in mm | | | | | | | | | | | | |
|---|----------------|--------|---|------------------|----|---|---|-----|----|-------|----|----|----|----|----|--|
| Housings, bulkhead mounting  | 09 37 010 0301 | | <p>Panel cut out</p> <table border="1"> <thead> <tr> <th>Style</th> <th>a</th> <th>b</th> <th>c</th> </tr> </thead> <tbody> <tr> <td>Low</td> <td>83</td> <td>93</td> <td>60</td> </tr> </tbody> </table> | Style | a | b | c | Low | 83 | 93 | 60 | | | | | |
| Style | a | b | c | | | | | | | | | | | | | |
| Low | 83 | 93 | 60 | | | | | | | | | | | | | |
| Housings, surface mounting side entry  | 09 37 010 1271 | 2 x 16 | <table border="1"> <thead> <tr> <th>Size</th> <th>h</th> <th>a</th> <th>b</th> <th>c</th> <th>d</th> </tr> </thead> <tbody> <tr> <td>Pg 16</td> <td>54</td> <td>82</td> <td>94</td> <td>40</td> <td>52</td> </tr> </tbody> </table> | Size | h | a | b | c | d | Pg 16 | 54 | 82 | 94 | 40 | 52 | |
| Size | h | a | b | c | d | | | | | | | | | | | |
| Pg 16 | 54 | 82 | 94 | 40 | 52 | | | | | | | | | | | |

Han Hoods
Housings

30
45


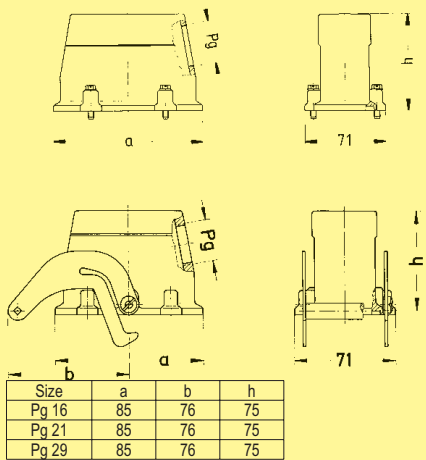

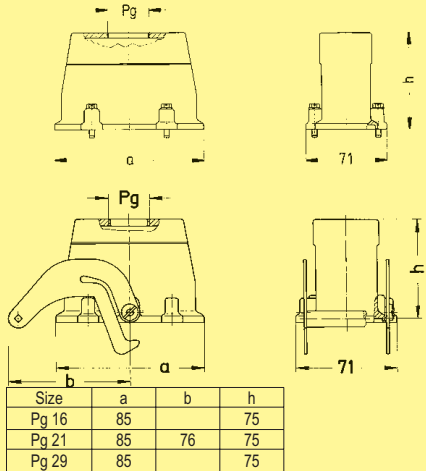
Stock items in bold type

Hoods/Housings for higher environmental requirements / 2 lever locking system


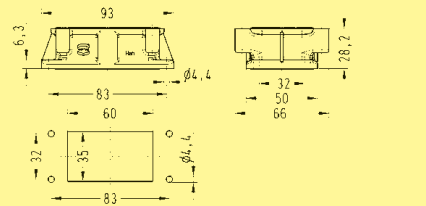
| Identification | Part number | Pg | Drawing | Dimensions in mm | | | | | | |
|--|---------------------------------|---------------|--|------------------|----|---|-------|------|----|--|
| <p>Protection covers</p>  | <p>metal 09 37 010 5405</p> | |  <table border="1" data-bbox="979 457 1045 499"> <tr> <td>a</td> <td>79</td> </tr> </table> | a | 79 | | | | | |
| a | 79 | | | | | | | | | |
| <p>Hoods, cable to cable top entry</p>  | <p>09 37 010 1731</p> | <p>1 x 16</p> |   <table border="1" data-bbox="979 724 1195 766"> <tr> <td>Size</td> <td>h</td> <td>a</td> </tr> <tr> <td>Pg 16</td> <td>47.5</td> <td>73</td> </tr> </table> | Size | h | a | Pg 16 | 47.5 | 73 | |
| Size | h | a | | | | | | | | |
| Pg 16 | 47.5 | 73 | | | | | | | | |
| | | | | | | | | | | |

Han Hoods
Housings

Hoods/Housings for higher EMC requirements / Screw/1 central locking lever locking system

| Identification | Part number | Pg | Drawing | Dimensions in mm | | | | | | | | | | | | | | | | |
|--|----------------|--------|--|------------------|----|---|---|-------|----|----|----|-------|----|----|----|-------|----|----|----|----|
| Hoods side entry  | 09 62 010 0540 | 1 x 16 |  <table border="1"> <thead> <tr> <th>Size</th> <th>a</th> <th>b</th> <th>h</th> </tr> </thead> <tbody> <tr> <td>Pg 16</td> <td>85</td> <td>76</td> <td>75</td> </tr> <tr> <td>Pg 21</td> <td>85</td> <td>76</td> <td>75</td> </tr> <tr> <td>Pg 29</td> <td>85</td> <td>76</td> <td>75</td> </tr> </tbody> </table> | Size | a | b | h | Pg 16 | 85 | 76 | 75 | Pg 21 | 85 | 76 | 75 | Pg 29 | 85 | 76 | 75 | 71 |
| | Size | a | | b | h | | | | | | | | | | | | | | | |
| | Pg 16 | 85 | | 76 | 75 | | | | | | | | | | | | | | | |
| | Pg 21 | 85 | | 76 | 75 | | | | | | | | | | | | | | | |
| | Pg 29 | 85 | | 76 | 75 | | | | | | | | | | | | | | | |
| | 09 62 010 0541 | 1 x 21 | | | | | | | | | | | | | | | | | | |
| 09 62 010 0542 | 1 x 29 | | | | | | | | | | | | | | | | | | | |
| with central locking lever | | | | | | | | | | | | | | | | | | | | |
| 09 62 010 0580 | 1 x 16 | | | | | | | | | | | | | | | | | | | |
| with central locking lever | | | | | | | | | | | | | | | | | | | | |
| 09 62 010 0581 | 1 x 21 | | | | | | | | | | | | | | | | | | | |
| with central locking lever | | | | | | | | | | | | | | | | | | | | |
| 09 62 010 0582 | 1 x 29 | | | | | | | | | | | | | | | | | | | |
| Hoods top entry  | 09 62 010 0440 | 1 x 16 |  <table border="1"> <thead> <tr> <th>Size</th> <th>a</th> <th>b</th> <th>h</th> </tr> </thead> <tbody> <tr> <td>Pg 16</td> <td>85</td> <td>76</td> <td>75</td> </tr> <tr> <td>Pg 21</td> <td>85</td> <td>76</td> <td>75</td> </tr> <tr> <td>Pg 29</td> <td>85</td> <td>76</td> <td>75</td> </tr> </tbody> </table> | Size | a | b | h | Pg 16 | 85 | 76 | 75 | Pg 21 | 85 | 76 | 75 | Pg 29 | 85 | 76 | 75 | 71 |
| | Size | a | | b | h | | | | | | | | | | | | | | | |
| | Pg 16 | 85 | | 76 | 75 | | | | | | | | | | | | | | | |
| | Pg 21 | 85 | | 76 | 75 | | | | | | | | | | | | | | | |
| | Pg 29 | 85 | | 76 | 75 | | | | | | | | | | | | | | | |
| | 09 62 010 0441 | 1 x 21 | | | | | | | | | | | | | | | | | | |
| 09 62 010 0442 | 1 x 29 | | | | | | | | | | | | | | | | | | | |
| with central locking lever | | | | | | | | | | | | | | | | | | | | |
| 09 62 010 0481 | 1 x 21 | | | | | | | | | | | | | | | | | | | |

Hoods/Housings for higher EMC requirements / Screw/1 central locking lever locking system


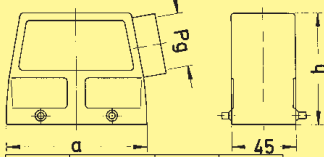

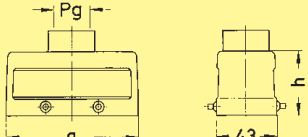


| Identification | Part number | Pg | Drawing | Dimensions in mm |
|--|--|----|---|------------------|
| Housings, bulkhead mounting  | 09 62 010 0301 with central locking lever 09 62 010 0381 | |  | |

Han Hoods Housings


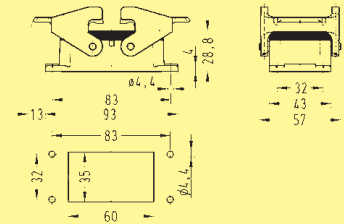
Stock items in bold type



Hoods/Housings for higher EMC requirements / 2 lever locking system


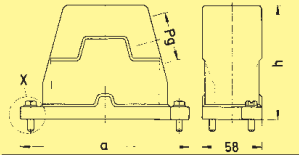

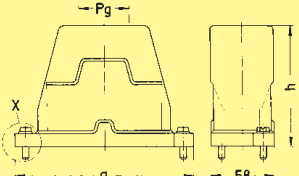

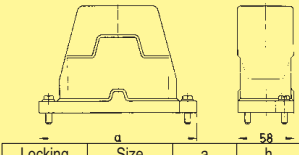
| Identification | Part number | | Pg | Drawing | Dimensions in mm | | | | | | | | | | | |
|---|-----------------------|-------------------|------------------|---|------------------|------|---|---|------|-------|----|----|-----|-------|----|----|
| | Low construction | High construction | | | | | | | | | | | | | | |
| Hoods side entry  | 09 62 810 1521 | 09 62 810 0522 | 1 x 16 1 x 21 |  <table border="1" data-bbox="1078 478 1360 537"> <thead> <tr> <th>Style</th> <th>Size</th> <th>a</th> <th>h</th> </tr> </thead> <tbody> <tr> <td>High</td> <td>Pg 21</td> <td>73</td> <td>72</td> </tr> <tr> <td>Low</td> <td>Pg 16</td> <td>73</td> <td>57</td> </tr> </tbody> </table> | Style | Size | a | h | High | Pg 21 | 73 | 72 | Low | Pg 16 | 73 | 57 |
| Style | Size | a | h | | | | | | | | | | | | | |
| High | Pg 21 | 73 | 72 | | | | | | | | | | | | | |
| Low | Pg 16 | 73 | 57 | | | | | | | | | | | | | |
| Hoods top entry  | 09 62 810 1421 | 09 62 810 0422 | 1 x 16 1 x 21 |  <table border="1" data-bbox="1078 718 1360 785"> <thead> <tr> <th>Style</th> <th>Size</th> <th>a</th> <th>h</th> </tr> </thead> <tbody> <tr> <td>High</td> <td>Pg 21</td> <td>73</td> <td>72</td> </tr> <tr> <td>Low</td> <td>Pg 16</td> <td>73</td> <td>45</td> </tr> </tbody> </table> | Style | Size | a | h | High | Pg 21 | 73 | 72 | Low | Pg 16 | 73 | 45 |
| Style | Size | a | h | | | | | | | | | | | | | |
| High | Pg 21 | 73 | 72 | | | | | | | | | | | | | |
| Low | Pg 16 | 73 | 45 | | | | | | | | | | | | | |
| Hoods without cable entry  | | 09 62 810 0801 | - |  <table border="1" data-bbox="1078 970 1390 1016"> <thead> <tr> <th>Style</th> <th>Size</th> <th>a</th> <th>b</th> <th>h</th> </tr> </thead> <tbody> <tr> <td>High</td> <td>-</td> <td>73</td> <td>43</td> <td>72</td> </tr> </tbody> </table> | Style | Size | a | b | h | High | - | 73 | 43 | 72 | | |
| Style | Size | a | b | h | | | | | | | | | | | | |
| High | - | 73 | 43 | 72 | | | | | | | | | | | | |

Hoods/Housings for higher EMC requirements / 2 lever locking system

| Identification | Part number | | Pg | Drawing | Dimensions in mm |
|---|-----------------------|-------------------|----|---|------------------|
| | Low construction | High construction | | | |
| Housings, bulk-head mounting  | 09 62 810 0301 | | |  | |


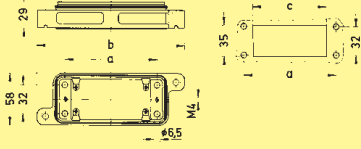

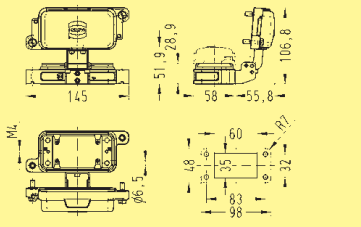

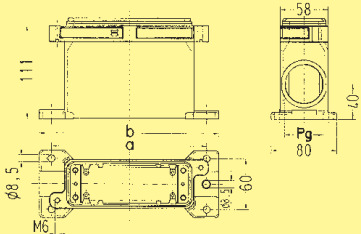

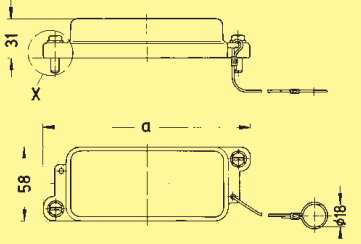

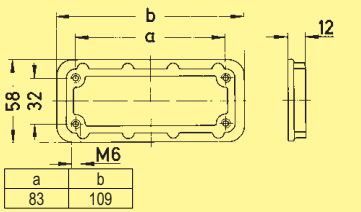
Han Hoods
Housings

Hoods/Housings for harsh environmental requirements / Screw/toggle locking system

| Identification | Part number | | Pg | Drawing | Dimensions in mm | | | | | | | | | | | | | | | | | | | | | | | | | | | |
|---|--|--|--|---|------------------|------|---|---|---------------|-------|-----|-----|---------------|-------|-----|-----|---------------|-------|-----|-----|----------------|-------|-----|-----|----------------|-------|-----|-----|----------------|-------|-----|-----|
| | Toggle locking | screw | | | | | | | | | | | | | | | | | | | | | | | | | | | | | | |
| Hoods side entry  | 09 40 010 0502 09 40 010 0503 | 09 40 010 0511 09 40 010 0512 09 40 010 0513 | 1 x 21 1 x 29 1 x 16 1 x 21 1 x 29 |  <table border="1"> <thead> <tr> <th>Locking</th> <th>Size</th> <th>a</th> <th>h</th> </tr> </thead> <tbody> <tr> <td>Screw locking</td> <td>Pg 16</td> <td>146</td> <td>101</td> </tr> <tr> <td>Screw locking</td> <td>Pg 21</td> <td>146</td> <td>101</td> </tr> <tr> <td>Screw locking</td> <td>Pg 29</td> <td>146</td> <td>101</td> </tr> <tr> <td>Toggle locking</td> <td>Pg 21</td> <td>146</td> <td>101</td> </tr> <tr> <td>Toggle locking</td> <td>Pg 29</td> <td>146</td> <td>101</td> </tr> </tbody> </table> | Locking | Size | a | h | Screw locking | Pg 16 | 146 | 101 | Screw locking | Pg 21 | 146 | 101 | Screw locking | Pg 29 | 146 | 101 | Toggle locking | Pg 21 | 146 | 101 | Toggle locking | Pg 29 | 146 | 101 | | | | |
| | | | | | Locking | Size | a | h | | | | | | | | | | | | | | | | | | | | | | | | |
| Screw locking | Pg 16 | 146 | 101 | | | | | | | | | | | | | | | | | | | | | | | | | | | | | |
| Screw locking | Pg 21 | 146 | 101 | | | | | | | | | | | | | | | | | | | | | | | | | | | | | |
| Screw locking | Pg 29 | 146 | 101 | | | | | | | | | | | | | | | | | | | | | | | | | | | | | |
| Toggle locking | Pg 21 | 146 | 101 | | | | | | | | | | | | | | | | | | | | | | | | | | | | | |
| Toggle locking | Pg 29 | 146 | 101 | | | | | | | | | | | | | | | | | | | | | | | | | | | | | |
| Hoods top entry  | 09 40 010 0401 09 40 010 0402 09 40 010 0403 | 09 40 010 0411 09 40 010 0412 09 40 010 0413 | 1 x 16 1 x 21 1 x 29 1 x 16 1 x 21 1 x 29 |  <table border="1"> <thead> <tr> <th>Locking</th> <th>Size</th> <th>a</th> <th>h</th> </tr> </thead> <tbody> <tr> <td>Screw locking</td> <td>Pg 16</td> <td>146</td> <td>101</td> </tr> <tr> <td>Screw locking</td> <td>Pg 21</td> <td>146</td> <td>101</td> </tr> <tr> <td>Screw locking</td> <td>Pg 29</td> <td>146</td> <td>101</td> </tr> <tr> <td>Toggle locking</td> <td>Pg 16</td> <td>146</td> <td>101</td> </tr> <tr> <td>Toggle locking</td> <td>Pg 21</td> <td>146</td> <td>101</td> </tr> <tr> <td>Toggle locking</td> <td>Pg 29</td> <td>146</td> <td>101</td> </tr> </tbody> </table> | Locking | Size | a | h | Screw locking | Pg 16 | 146 | 101 | Screw locking | Pg 21 | 146 | 101 | Screw locking | Pg 29 | 146 | 101 | Toggle locking | Pg 16 | 146 | 101 | Toggle locking | Pg 21 | 146 | 101 | Toggle locking | Pg 29 | 146 | 101 |
| | | | | | Locking | Size | a | h | | | | | | | | | | | | | | | | | | | | | | | | |
| Screw locking | Pg 16 | 146 | 101 | | | | | | | | | | | | | | | | | | | | | | | | | | | | | |
| Screw locking | Pg 21 | 146 | 101 | | | | | | | | | | | | | | | | | | | | | | | | | | | | | |
| Screw locking | Pg 29 | 146 | 101 | | | | | | | | | | | | | | | | | | | | | | | | | | | | | |
| Toggle locking | Pg 16 | 146 | 101 | | | | | | | | | | | | | | | | | | | | | | | | | | | | | |
| Toggle locking | Pg 21 | 146 | 101 | | | | | | | | | | | | | | | | | | | | | | | | | | | | | |
| Toggle locking | Pg 29 | 146 | 101 | | | | | | | | | | | | | | | | | | | | | | | | | | | | | |
| Hoods without cable entry  | | 09 40 010 0811 | - |  <table border="1"> <thead> <tr> <th>Locking</th> <th>Size</th> <th>a</th> <th>h</th> </tr> </thead> <tbody> <tr> <td>Screw locking</td> <td>-</td> <td>146</td> <td>101</td> </tr> </tbody> </table> | Locking | Size | a | h | Screw locking | - | 146 | 101 | | | | | | | | | | | | | | | | | | | | |
| Locking | Size | a | h | | | | | | | | | | | | | | | | | | | | | | | | | | | | | |
| Screw locking | - | 146 | 101 | | | | | | | | | | | | | | | | | | | | | | | | | | | | | |

Han Hoods Housings

Hoods/Housings for harsh environmental requirements / Screw/toggle locking system

| Identification | Part number | | Pg | Drawing | Dimensions in mm | | | | | | | | | | | |
|---|-------------------------|---|--------|---|------------------|---|---------------|-------|----------------|-----|-----|----|----------------|----|-----|----|
| | Toggle locking | screw | | | | | | | | | | | | | | |
| Housings, bulkhead mounting  | 09 40 010 0301 | 09 40 010 0311 | |  <table border="1"> <tr> <td>Locking</td> <td>a</td> <td>b</td> <td>c</td> </tr> <tr> <td>Screw locking</td> <td>83</td> <td>146</td> <td>60</td> </tr> <tr> <td>Toggle locking</td> <td>83</td> <td>146</td> <td>60</td> </tr> </table> | Locking | a | b | c | Screw locking | 83 | 146 | 60 | Toggle locking | 83 | 146 | 60 |
| Locking | a | b | c | | | | | | | | | | | | | |
| Screw locking | 83 | 146 | 60 | | | | | | | | | | | | | |
| Toggle locking | 83 | 146 | 60 | | | | | | | | | | | | | |
| Housings, bulkhead mounting  | | with metal cover 09 40 010 0317 | |  | | | | | | | | | | | | |
| Housings, surface mounting side entry  | | 09 40 010 1262 | 1 x 29 |  <table border="1"> <tr> <td>Size</td> <td>a</td> <td>b</td> </tr> <tr> <td>Pg 29</td> <td>140</td> <td>169</td> </tr> </table> | Size | a | b | Pg 29 | 140 | 169 | | | | | | |
| Size | a | b | | | | | | | | | | | | | | |
| Pg 29 | 140 | 169 | | | | | | | | | | | | | | |
| Protection covers  | metal 09 40 010 5401 | metal 09 40 010 5411 | |  <table border="1"> <tr> <td>Locking</td> <td>a</td> </tr> <tr> <td>Screw locking</td> <td>146</td> </tr> <tr> <td>Toggle locking</td> <td>146</td> </tr> </table> | Locking | a | Screw locking | 146 | Toggle locking | 146 | | | | | | |
| Locking | a | | | | | | | | | | | | | | | |
| Screw locking | 146 | | | | | | | | | | | | | | | |
| Toggle locking | 146 | | | | | | | | | | | | | | | |
| Mounting frames  | | 09 40 000 9902 ¹⁾ | |  <table border="1"> <tr> <td>a</td> <td>b</td> </tr> <tr> <td>83</td> <td>109</td> </tr> </table> | a | b | 83 | 109 | | | | | | | | |
| a | b | | | | | | | | | | | | | | | |
| 83 | 109 | | | | | | | | | | | | | | | |

Han Hoods Housings

30
50

¹⁾ not applicable for using Han® HC 650

Stock items in bold type

Metal hoods/housings for industrial applications / 2 lever locking system

| Identification | Part number | | Pg | Drawing | Dimensions in mm | | | | | | | | |
|-----------------------|------------------|-----------------------|--------|---------|------------------|-----------------------|--------|--|--|-----------------------|--------|--|--|
| | Low construction | High construction | | | | | | | | | | | |
| Hoods top entry | | 09 30 016 1420 | 1 x 21 | | | | | | | | | | |
| | | | | | | 09 30 016 0420 | 1 x 21 | | | | | | |
| | | | | | | | | | | 09 30 016 0421 | 1 x 29 | | |
| | | | | | | | | | | | | | |
| 09 30 016 0462 | 2 x 21 | | | | | | | | | | | | |
| without cable entry | | 09 30 016 0801 | — | | | | | | | | | | |
| Hoods side entry | | 09 30 016 1520 | 1 x 21 | | | | | | | | | | |
| | | | | | | 09 30 016 0520 | 1 x 21 | | | | | | |
| | | | | | | | | | | 09 30 016 0521 | 1 x 29 | | |
| | | | | | | | | | | | | | |
| | | | | | | | | | | | | | |


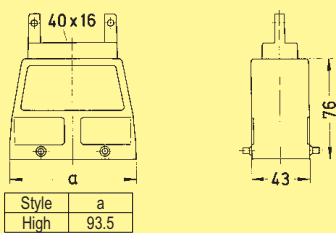

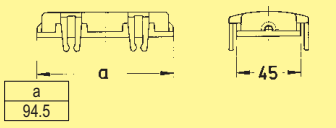

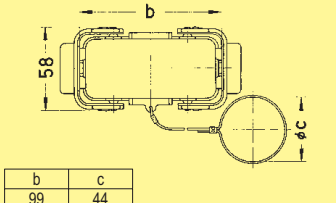
| Style | Size | x |
|-------|-------|----|
| High | Pg 16 | 36 |
| High | Pg 21 | 36 |

Han Hoods Housings


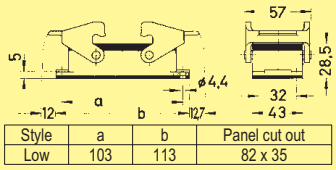

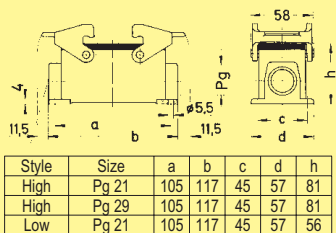
30
51

Stock items in bold type

Metal hoods/housings for industrial applications / 2 lever locking system

| Identification | Part number | | Pg | Drawing | Dimensions in mm | | | |
|--|---------------------------|---------------------------|----|---|------------------|------|------|------|
| | Low construction | High construction | | | | | | |
| <p>Hoods</p> <p>flat cable entry Set of seals see page 40.10</p>  | | 09 30 016 4411 | |  <table border="1"> <tr> <td>Style</td> <td>a</td> </tr> <tr> <td>High</td> <td>93.5</td> </tr> </table> | Style | a | High | 93.5 |
| Style | a | | | | | | | |
| High | 93.5 | | | | | | | |
| <p>Dust protection cover</p>  | plastic 09 30 016 5401 | plastic 09 30 016 5401 | |  <table border="1"> <tr> <td>a</td> <td>94.5</td> </tr> </table> | a | 94.5 | | |
| a | 94.5 | | | | | | | |
| <p>Protection covers</p>  | metal 09 30 016 5422 | metal 09 30 016 5422 | |  <table border="1"> <tr> <td>b</td> <td>c</td> </tr> <tr> <td>99</td> <td>44</td> </tr> </table> | b | c | 99 | 44 |
| b | c | | | | | | | |
| 99 | 44 | | | | | | | |


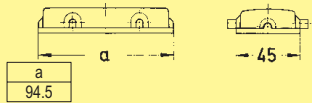
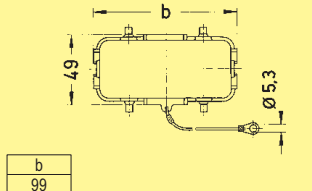

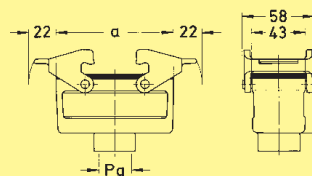

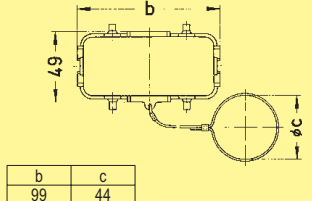
Metal hoods/housings for industrial applications / 2 lever locking system

| Identification | Part number | | Pg | Drawing | Dimensions in mm | | | | | | | | | | | | | | | | | | | | | | | | | | | |
|---|--------------------------------------|--|--|---|------------------|------|---|---------------|-----|-----|-----|---------|-------|-----|-----|----|----|----|------|-------|-----|-----|----|----|----|-----|-------|-----|-----|----|----|----|
| | Low construction | High construction | | | | | | | | | | | | | | | | | | | | | | | | | | | | | | |
| <p>Housings, bulk-head mounting</p>  | 09 30 016 0301 | | |  <table border="1"> <tr> <td>Style</td> <td>a</td> <td>b</td> <td>Panel cut out</td> </tr> <tr> <td>Low</td> <td>103</td> <td>113</td> <td>82 x 35</td> </tr> </table> | Style | a | b | Panel cut out | Low | 103 | 113 | 82 x 35 | | | | | | | | | | | | | | | | | | | | |
| Style | a | b | Panel cut out | | | | | | | | | | | | | | | | | | | | | | | | | | | | | |
| Low | 103 | 113 | 82 x 35 | | | | | | | | | | | | | | | | | | | | | | | | | | | | | |
| <p>Housings, surface mounting</p> <p>side entry</p>  | 09 30 016 1230 09 30 016 1270 | 09 30 016 0230 09 30 016 0231 09 30 016 0270 09 30 016 0271 | 1 x 21 1 x 21 1 x 29 2 x 21 2 x 21 2 x 29 |  <table border="1"> <tr> <td>Style</td> <td>Size</td> <td>a</td> <td>b</td> <td>c</td> <td>d</td> <td>h</td> </tr> <tr> <td>High</td> <td>Pg 21</td> <td>105</td> <td>117</td> <td>45</td> <td>57</td> <td>81</td> </tr> <tr> <td>High</td> <td>Pg 29</td> <td>105</td> <td>117</td> <td>45</td> <td>57</td> <td>81</td> </tr> <tr> <td>Low</td> <td>Pg 21</td> <td>105</td> <td>117</td> <td>45</td> <td>57</td> <td>56</td> </tr> </table> | Style | Size | a | b | c | d | h | High | Pg 21 | 105 | 117 | 45 | 57 | 81 | High | Pg 29 | 105 | 117 | 45 | 57 | 81 | Low | Pg 21 | 105 | 117 | 45 | 57 | 56 |
| Style | Size | a | b | c | d | h | | | | | | | | | | | | | | | | | | | | | | | | | | |
| High | Pg 21 | 105 | 117 | 45 | 57 | 81 | | | | | | | | | | | | | | | | | | | | | | | | | | |
| High | Pg 29 | 105 | 117 | 45 | 57 | 81 | | | | | | | | | | | | | | | | | | | | | | | | | | |
| Low | Pg 21 | 105 | 117 | 45 | 57 | 56 | | | | | | | | | | | | | | | | | | | | | | | | | | |

Han Hoods Housings


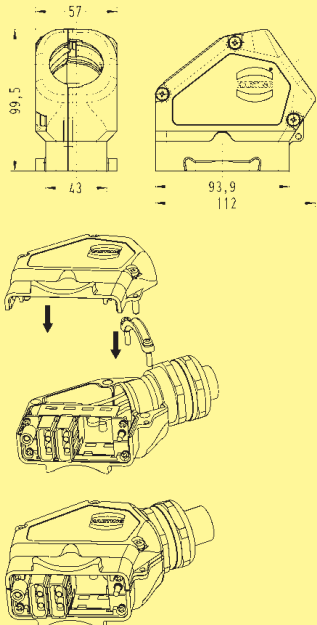

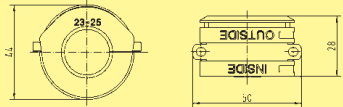
Stock items in bold type

Metal hoods/housings for industrial applications / 2 lever locking system

| Identification | Part number | | Pg | Drawing | Dimensions in mm | | | | | | | | | | | | | | | |
|---|----------------------------------|--|----------------------------|---|------------------|------|----|----|------|-------|------|------|------|-------|------|------|-----|-------|------|------|
| | Low construction | High construction | | | | | | | | | | | | | | | | | | |
| Protection covers  | plastic 09 30 016 5405 | plastic 09 30 016 5405 | |   | | | | | | | | | | | | | | | | |
| | metal 09 30 016 5425 | metal 09 30 016 5425 | | | | | | | | | | | | | | | | | | |
| Hoods, cable to cable top entry  | 09 30 016 1730 | 09 30 016 0730 09 30 016 0731 | 1 x 21 1 x 21 1 x 29 |  <table border="1"> <thead> <tr> <th>Style</th> <th>Size</th> <th>a</th> <th>h</th> </tr> </thead> <tbody> <tr> <td>High</td> <td>Pg 21</td> <td>93.5</td> <td>78.5</td> </tr> <tr> <td>High</td> <td>Pg 29</td> <td>93.5</td> <td>78.5</td> </tr> <tr> <td>Low</td> <td>Pg 21</td> <td>93.5</td> <td>47.5</td> </tr> </tbody> </table> | Style | Size | a | h | High | Pg 21 | 93.5 | 78.5 | High | Pg 29 | 93.5 | 78.5 | Low | Pg 21 | 93.5 | 47.5 |
| Style | Size | a | h | | | | | | | | | | | | | | | | | |
| High | Pg 21 | 93.5 | 78.5 | | | | | | | | | | | | | | | | | |
| High | Pg 29 | 93.5 | 78.5 | | | | | | | | | | | | | | | | | |
| Low | Pg 21 | 93.5 | 47.5 | | | | | | | | | | | | | | | | | |
| Protection covers  | metal 09 30 016 5426 | metal 09 30 016 5426 | |  <table border="1"> <tbody> <tr> <td>b</td> <td>c</td> </tr> <tr> <td>99</td> <td>44</td> </tr> </tbody> </table> | b | c | 99 | 44 | | | | | | | | | | | | |
| b | c | | | | | | | | | | | | | | | | | | | |
| 99 | 44 | | | | | | | | | | | | | | | | | | | |

Han Hoods
Housings

Metal hoods/housings for industrial applications / 2 lever locking system


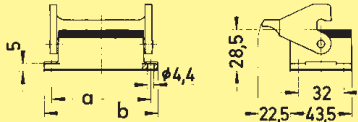

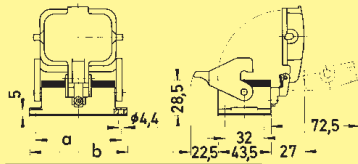

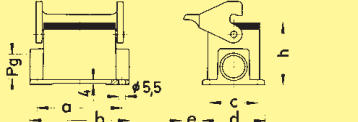

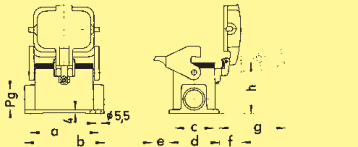
| Identification | Part number | Pg | Drawing | Dimensions in mm |
|--|---|----|---|------------------|
| <p>Hoods</p> <p>side entry</p>  | <p>11 30 016 0520</p> | |  | |
| <p>Cable seal</p>  | <p>20 - 22 mm 11 30 000 9955 23 - 25 mm 11 30 000 9956 26 - 28 mm 11 30 000 9957 29 - 31 mm 11 30 000 9958 32 - 34 mm 11 30 000 9959</p> | |  | |
| <p>Han Hoods Housings</p> | | | | |

Metal hoods/housings for industrial applications / 1 lever locking system

| Identification | Part number | | Pg | Drawing | Dimensions in mm | | | | | |
|--|------------------|-----------------------|--------|---------|------------------|---|--|------------------|---|------|
| | Low construction | High construction | | | | | | | | |
| Hoods side entry | | 09 30 016 1540 | 1 x 21 | | | | | | | |
| | | | | | | | 09 30 016 0540 09 30 016 0541 | 1 x 21 1 x 29 | | |
| Hoods top entry | | 09 30 016 1440 | 1 x 21 | | | | | | | |
| | | | | | | | 09 30 016 0440 09 30 016 0441 | 1 x 21 1 x 29 | | |
| | | | | | | | | | | |
| Hoods flat cable entry Set of seals see page 40.10 | | 09 30 016 4441 | | | | | | | | |
| | | | | | | <table border="1"> <tr> <td>Style</td> <td>a</td> </tr> <tr> <td>High</td> <td>93.5</td> </tr> </table> | | Style | a | High |
| Style | a | | | | | | | | | |
| High | 93.5 | | | | | | | | | |


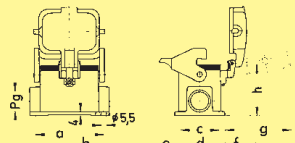
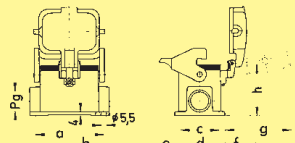

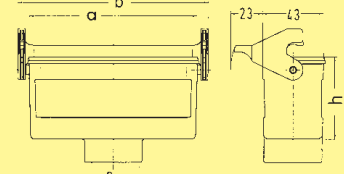
Han Hoods
Housings

Metal hoods/housings for industrial applications / 1 lever locking system

| Identification | Part number | | Pg | Drawing | Dimensions in mm | | | | | | | | | | | | | | | | | | | | | | | | |
|---|---|---|----------------------------------|---|--|-------|------|---|---------------|-------|------|-------|---------|-------|-----|----|------|-------|-------|-----|-----|----|-----|-------|-------|-----|-----|----|----|
| | Low construction | High construction | | | | | | | | | | | | | | | | | | | | | | | | | | | |
| Housings, bulkhead mounting  | 09 30 016 0307 | | |  | <table border="1"><thead><tr><th>Style</th><th>a</th><th>b</th><th>Panel cut out</th></tr></thead><tbody><tr><td>Low</td><td>103</td><td>113</td><td>82 x 35</td></tr></tbody></table> | Style | a | b | Panel cut out | Low | 103 | 113 | 82 x 35 | | | | | | | | | | | | | | | | |
| | Style | a | b | Panel cut out | | | | | | | | | | | | | | | | | | | | | | | | | |
| Low | 103 | 113 | 82 x 35 | | | | | | | | | | | | | | | | | | | | | | | | | | |
|  | with thermo-plastic cover 09 30 016 0306 with metal cover 09 30 016 0318 | | |  | <table border="1"><thead><tr><th>Style</th><th>a</th><th>b</th><th>Panel cut out</th></tr></thead><tbody><tr><td>Low</td><td>103</td><td>113</td><td>82 x 35</td></tr></tbody></table> | Style | a | b | Panel cut out | Low | 103 | 113 | 82 x 35 | | | | | | | | | | | | | | | | |
| Style | a | b | Panel cut out | | | | | | | | | | | | | | | | | | | | | | | | | | |
| Low | 103 | 113 | 82 x 35 | | | | | | | | | | | | | | | | | | | | | | | | | | |
| Housings, surface mounting side entry  | 09 30 016 1250 | | |  | | | | | | | | | | | | | | | | | | | | | | | | | |
| | 09 30 016 1290 | | 09 30 016 0250 09 30 016 0251 | 1 x 21 1 x 21 1 x 29 | Blind way for one cable entry <table border="1"><thead><tr><th>Style</th><th>Size</th><th>a</th><th>b</th><th>c</th><th>d</th></tr></thead><tbody><tr><td>High</td><td>Pg 21</td><td>105</td><td>117</td><td>45</td><td>57</td></tr><tr><td>High</td><td>Pg 29</td><td>105</td><td>117</td><td>45</td><td>57</td></tr><tr><td>Low</td><td>Pg 21</td><td>105</td><td>117</td><td>45</td><td>57</td></tr></tbody></table> | Style | Size | a | b | c | d | High | Pg 21 | 105 | 117 | 45 | 57 | High | Pg 29 | 105 | 117 | 45 | 57 | Low | Pg 21 | 105 | 117 | 45 | 57 |
| | Style | Size | a | b | c | d | | | | | | | | | | | | | | | | | | | | | | | |
| | High | Pg 21 | 105 | 117 | 45 | 57 | | | | | | | | | | | | | | | | | | | | | | | |
| High | Pg 29 | 105 | 117 | 45 | 57 | | | | | | | | | | | | | | | | | | | | | | | | |
| Low | Pg 21 | 105 | 117 | 45 | 57 | | | | | | | | | | | | | | | | | | | | | | | | |
| | | 09 30 016 0290 09 30 016 0291 | 2 x 21 2 x 21 2 x 29 | <table border="1"><thead><tr><th>Style</th><th>Size</th><th>e</th><th>h</th></tr></thead><tbody><tr><td>High</td><td>Pg 21</td><td>28</td><td>81</td></tr><tr><td>High</td><td>Pg 29</td><td>28</td><td>81</td></tr><tr><td>Low</td><td>Pg 21</td><td>30</td><td>56</td></tr></tbody></table> | Style | Size | e | h | High | Pg 21 | 28 | 81 | High | Pg 29 | 28 | 81 | Low | Pg 21 | 30 | 56 | | | | | | | | | |
| Style | Size | e | h | | | | | | | | | | | | | | | | | | | | | | | | | | |
| High | Pg 21 | 28 | 81 | | | | | | | | | | | | | | | | | | | | | | | | | | |
| High | Pg 29 | 28 | 81 | | | | | | | | | | | | | | | | | | | | | | | | | | |
| Low | Pg 21 | 30 | 56 | | | | | | | | | | | | | | | | | | | | | | | | | | |
| | | | | | | | | | | | | | | | | | | | | | | | | | | | | | |
| Housings, surface mounting side entry  | with thermo-plastic cover 09 30 016 1255 | | | 1 x 21 |  | | | | | | | | | | | | | | | | | | | | | | | | |
| | | with thermo-plastic cover 09 30 016 0255 | | 1 x 21 | <table border="1"><thead><tr><th>Style</th><th>Size</th><th>a</th><th>b</th><th>c</th><th>d</th></tr></thead><tbody><tr><td>High</td><td>Pg 21</td><td>105</td><td>117</td><td>45</td><td>57</td></tr><tr><td>High</td><td>Pg 29</td><td>105</td><td>117</td><td>45</td><td>57</td></tr><tr><td>Low</td><td>Pg 21</td><td>105</td><td>117</td><td>45</td><td>57</td></tr></tbody></table> | Style | Size | a | b | c | d | High | Pg 21 | 105 | 117 | 45 | 57 | High | Pg 29 | 105 | 117 | 45 | 57 | Low | Pg 21 | 105 | 117 | 45 | 57 |
| | Style | Size | a | b | c | d | | | | | | | | | | | | | | | | | | | | | | | |
| | High | Pg 21 | 105 | 117 | 45 | 57 | | | | | | | | | | | | | | | | | | | | | | | |
| | High | Pg 29 | 105 | 117 | 45 | 57 | | | | | | | | | | | | | | | | | | | | | | | |
| | Low | Pg 21 | 105 | 117 | 45 | 57 | | | | | | | | | | | | | | | | | | | | | | | |
| | with thermo-plastic cover 09 30 016 0256 | | 1 x 29 | <table border="1"><thead><tr><th>Style</th><th>Size</th><th>e</th><th>f</th><th>g</th><th>h</th></tr></thead><tbody><tr><td>High</td><td>Pg 21</td><td>28</td><td>20</td><td>65</td><td>81</td></tr><tr><td>High</td><td>Pg 29</td><td>28</td><td>20</td><td>65</td><td>81</td></tr><tr><td>Low</td><td>Pg 21</td><td>30</td><td>20</td><td>65</td><td>56</td></tr></tbody></table> | Style | Size | e | f | g | h | High | Pg 21 | 28 | 20 | 65 | 81 | High | Pg 29 | 28 | 20 | 65 | 81 | Low | Pg 21 | 30 | 20 | 65 | 56 | |
| Style | Size | e | f | g | h | | | | | | | | | | | | | | | | | | | | | | | | |
| High | Pg 21 | 28 | 20 | 65 | 81 | | | | | | | | | | | | | | | | | | | | | | | | |
| High | Pg 29 | 28 | 20 | 65 | 81 | | | | | | | | | | | | | | | | | | | | | | | | |
| Low | Pg 21 | 30 | 20 | 65 | 56 | | | | | | | | | | | | | | | | | | | | | | | | |
| | with thermo-plastic cover 09 30 016 1295 | | 2 x 21 | | | | | | | | | | | | | | | | | | | | | | | | | | |
| | | with thermo-plastic cover 09 30 016 0295 | | 2 x 21 | | | | | | | | | | | | | | | | | | | | | | | | | |
| | | with thermo-plastic cover 09 30 016 0296 | | 2 x 29 | | | | | | | | | | | | | | | | | | | | | | | | | |


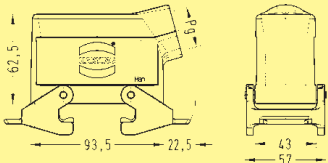
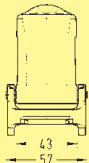

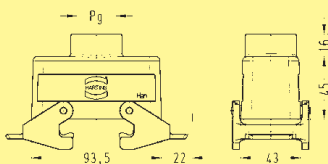
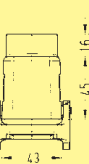

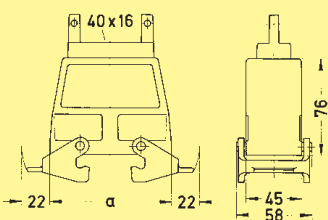

Han Hoods Housings

Metal hoods/housings for industrial applications / 1 lever locking system

| Identification | Part number | | Pg | Drawing | Dimensions in mm | | | | | | | | | | | | | | | | | | | | | | | | | | | | | | | | | | | | | | | | | | | | | | | | | | | | | | | | | | | | | | | | | | | | | | | | | | | | | | | | | | | | | | | | | | | | | | | | | |
|---|------------------------------------|------------------------------------|--------|---|------------------|------|------|----|---|------|-------|-------|-----|------|------|-------|------|-------|------|-----|-------|------|-----|-------|--------|-----|----|----|-------|------|---|---|---|---|------|-------|----|----|----|----|------|-------|----|----|----|----|-----|-------|----|----|----|----|--------|---|-------|------|---|---|---|---|------|-------|-----|-----|----|----|------|-------|-----|-----|----|----|-----|-------|-----|-----|----|----|-------|------|---|---|---|---|------|-------|----|----|----|----|------|-------|----|----|----|----|-----|-------|----|----|----|----|
| | Low construction | High construction | | | | | | | | | | | | | | | | | | | | | | | | | | | | | | | | | | | | | | | | | | | | | | | | | | | | | | | | | | | | | | | | | | | | | | | | | | | | | | | | | | | | | | | | | | | | | | | | | | | | |
| Housings, surface mounting side entry  | with metal cover 09 30 016 2295 | with metal cover 09 30 016 2297 | 2 x 21 |  <table border="1"> <thead> <tr> <th>Style</th> <th>Size</th> <th>a</th> <th>b</th> <th>c</th> <th>d</th> </tr> </thead> <tbody> <tr> <td>High</td> <td>Pg 21</td> <td>105</td> <td>117</td> <td>45</td> <td>57</td> </tr> <tr> <td>High</td> <td>Pg 29</td> <td>105</td> <td>117</td> <td>45</td> <td>57</td> </tr> <tr> <td>Low</td> <td>Pg 21</td> <td>105</td> <td>117</td> <td>45</td> <td>57</td> </tr> <tr> <th>Style</th> <th>Size</th> <th>e</th> <th>f</th> <th>g</th> <th>h</th> </tr> <tr> <td>High</td> <td>Pg 21</td> <td>28</td> <td>20</td> <td>65</td> <td>81</td> </tr> <tr> <td>High</td> <td>Pg 29</td> <td>28</td> <td>20</td> <td>65</td> <td>81</td> </tr> <tr> <td>Low</td> <td>Pg 21</td> <td>30</td> <td>20</td> <td>65</td> <td>56</td> </tr> </tbody> </table> | Style | Size | a | b | c | d | High | Pg 21 | 105 | 117 | 45 | 57 | High | Pg 29 | 105 | 117 | 45 | 57 | Low | Pg 21 | 105 | 117 | 45 | 57 | Style | Size | e | f | g | h | High | Pg 21 | 28 | 20 | 65 | 81 | High | Pg 29 | 28 | 20 | 65 | 81 | Low | Pg 21 | 30 | 20 | 65 | 56 | 2 x 21 |  <table border="1"> <thead> <tr> <th>Style</th> <th>Size</th> <th>a</th> <th>b</th> <th>c</th> <th>d</th> </tr> </thead> <tbody> <tr> <td>High</td> <td>Pg 21</td> <td>105</td> <td>117</td> <td>45</td> <td>57</td> </tr> <tr> <td>High</td> <td>Pg 29</td> <td>105</td> <td>117</td> <td>45</td> <td>57</td> </tr> <tr> <td>Low</td> <td>Pg 21</td> <td>105</td> <td>117</td> <td>45</td> <td>57</td> </tr> <tr> <th>Style</th> <th>Size</th> <th>e</th> <th>f</th> <th>g</th> <th>h</th> </tr> <tr> <td>High</td> <td>Pg 21</td> <td>28</td> <td>20</td> <td>65</td> <td>81</td> </tr> <tr> <td>High</td> <td>Pg 29</td> <td>28</td> <td>20</td> <td>65</td> <td>81</td> </tr> <tr> <td>Low</td> <td>Pg 21</td> <td>30</td> <td>20</td> <td>65</td> <td>56</td> </tr> </tbody> </table> | Style | Size | a | b | c | d | High | Pg 21 | 105 | 117 | 45 | 57 | High | Pg 29 | 105 | 117 | 45 | 57 | Low | Pg 21 | 105 | 117 | 45 | 57 | Style | Size | e | f | g | h | High | Pg 21 | 28 | 20 | 65 | 81 | High | Pg 29 | 28 | 20 | 65 | 81 | Low | Pg 21 | 30 | 20 | 65 | 56 |
| | | Style | Size | | a | b | c | d | | | | | | | | | | | | | | | | | | | | | | | | | | | | | | | | | | | | | | | | | | | | | | | | | | | | | | | | | | | | | | | | | | | | | | | | | | | | | | | | | | | | | | | | | | | | | | |
| | | High | Pg 21 | | 105 | 117 | 45 | 57 | | | | | | | | | | | | | | | | | | | | | | | | | | | | | | | | | | | | | | | | | | | | | | | | | | | | | | | | | | | | | | | | | | | | | | | | | | | | | | | | | | | | | | | | | | | | | | |
| High | Pg 29 | 105 | 117 | 45 | 57 | | | | | | | | | | | | | | | | | | | | | | | | | | | | | | | | | | | | | | | | | | | | | | | | | | | | | | | | | | | | | | | | | | | | | | | | | | | | | | | | | | | | | | | | | | | | | | | | | |
| Low | Pg 21 | 105 | 117 | 45 | 57 | | | | | | | | | | | | | | | | | | | | | | | | | | | | | | | | | | | | | | | | | | | | | | | | | | | | | | | | | | | | | | | | | | | | | | | | | | | | | | | | | | | | | | | | | | | | | | | | | |
| Style | Size | e | f | g | h | | | | | | | | | | | | | | | | | | | | | | | | | | | | | | | | | | | | | | | | | | | | | | | | | | | | | | | | | | | | | | | | | | | | | | | | | | | | | | | | | | | | | | | | | | | | | | | | | |
| High | Pg 21 | 28 | 20 | 65 | 81 | | | | | | | | | | | | | | | | | | | | | | | | | | | | | | | | | | | | | | | | | | | | | | | | | | | | | | | | | | | | | | | | | | | | | | | | | | | | | | | | | | | | | | | | | | | | | | | | | |
| High | Pg 29 | 28 | 20 | 65 | 81 | | | | | | | | | | | | | | | | | | | | | | | | | | | | | | | | | | | | | | | | | | | | | | | | | | | | | | | | | | | | | | | | | | | | | | | | | | | | | | | | | | | | | | | | | | | | | | | | | |
| Low | Pg 21 | 30 | 20 | 65 | 56 | | | | | | | | | | | | | | | | | | | | | | | | | | | | | | | | | | | | | | | | | | | | | | | | | | | | | | | | | | | | | | | | | | | | | | | | | | | | | | | | | | | | | | | | | | | | | | | | | |
| Style | Size | a | b | c | d | | | | | | | | | | | | | | | | | | | | | | | | | | | | | | | | | | | | | | | | | | | | | | | | | | | | | | | | | | | | | | | | | | | | | | | | | | | | | | | | | | | | | | | | | | | | | | | | | |
| High | Pg 21 | 105 | 117 | 45 | 57 | | | | | | | | | | | | | | | | | | | | | | | | | | | | | | | | | | | | | | | | | | | | | | | | | | | | | | | | | | | | | | | | | | | | | | | | | | | | | | | | | | | | | | | | | | | | | | | | | |
| High | Pg 29 | 105 | 117 | 45 | 57 | | | | | | | | | | | | | | | | | | | | | | | | | | | | | | | | | | | | | | | | | | | | | | | | | | | | | | | | | | | | | | | | | | | | | | | | | | | | | | | | | | | | | | | | | | | | | | | | | |
| Low | Pg 21 | 105 | 117 | 45 | 57 | | | | | | | | | | | | | | | | | | | | | | | | | | | | | | | | | | | | | | | | | | | | | | | | | | | | | | | | | | | | | | | | | | | | | | | | | | | | | | | | | | | | | | | | | | | | | | | | | |
| Style | Size | e | f | g | h | | | | | | | | | | | | | | | | | | | | | | | | | | | | | | | | | | | | | | | | | | | | | | | | | | | | | | | | | | | | | | | | | | | | | | | | | | | | | | | | | | | | | | | | | | | | | | | | | |
| High | Pg 21 | 28 | 20 | 65 | 81 | | | | | | | | | | | | | | | | | | | | | | | | | | | | | | | | | | | | | | | | | | | | | | | | | | | | | | | | | | | | | | | | | | | | | | | | | | | | | | | | | | | | | | | | | | | | | | | | | |
| High | Pg 29 | 28 | 20 | 65 | 81 | | | | | | | | | | | | | | | | | | | | | | | | | | | | | | | | | | | | | | | | | | | | | | | | | | | | | | | | | | | | | | | | | | | | | | | | | | | | | | | | | | | | | | | | | | | | | | | | | |
| Low | Pg 21 | 30 | 20 | 65 | 56 | | | | | | | | | | | | | | | | | | | | | | | | | | | | | | | | | | | | | | | | | | | | | | | | | | | | | | | | | | | | | | | | | | | | | | | | | | | | | | | | | | | | | | | | | | | | | | | | | |
| Hoods, cable to cable top entry  | 09 30 016 1750 | 09 30 016 0750 | 1 x 21 |  <table border="1"> <thead> <tr> <th>Style</th> <th>Size</th> <th>a</th> <th>b</th> <th>h</th> </tr> </thead> <tbody> <tr> <td>High</td> <td>Pg 21</td> <td>93.5</td> <td>110</td> <td>78.5</td> </tr> <tr> <td>High</td> <td>Pg 29</td> <td>93.5</td> <td>110</td> <td>78.5</td> </tr> <tr> <td>Low</td> <td>Pg 21</td> <td>93.5</td> <td>110</td> <td>47.5</td> </tr> </tbody> </table> | Style | Size | a | b | h | High | Pg 21 | 93.5 | 110 | 78.5 | High | Pg 29 | 93.5 | 110 | 78.5 | Low | Pg 21 | 93.5 | 110 | 47.5 | 1 x 21 | | | | | | | | | | | | | | | | | | | | | | | | | | | | | | | | | | | | | | | | | | | | | | | | | | | | | | | | | | | | | | | | | | | | | | | | | | | | | |
| | | Style | Size | | a | b | h | | | | | | | | | | | | | | | | | | | | | | | | | | | | | | | | | | | | | | | | | | | | | | | | | | | | | | | | | | | | | | | | | | | | | | | | | | | | | | | | | | | | | | | | | | | | | | | |
| | | High | Pg 21 | | 93.5 | 110 | 78.5 | | | | | | | | | | | | | | | | | | | | | | | | | | | | | | | | | | | | | | | | | | | | | | | | | | | | | | | | | | | | | | | | | | | | | | | | | | | | | | | | | | | | | | | | | | | | | | | |
| High | Pg 29 | 93.5 | 110 | 78.5 | | | | | | | | | | | | | | | | | | | | | | | | | | | | | | | | | | | | | | | | | | | | | | | | | | | | | | | | | | | | | | | | | | | | | | | | | | | | | | | | | | | | | | | | | | | | | | | | | | |
| Low | Pg 21 | 93.5 | 110 | 47.5 | | | | | | | | | | | | | | | | | | | | | | | | | | | | | | | | | | | | | | | | | | | | | | | | | | | | | | | | | | | | | | | | | | | | | | | | | | | | | | | | | | | | | | | | | | | | | | | | | | |
| 09 30 016 0751 | 1 x 29 | 1 x 29 | | | | | | | | | | | | | | | | | | | | | | | | | | | | | | | | | | | | | | | | | | | | | | | | | | | | | | | | | | | | | | | | | | | | | | | | | | | | | | | | | | | | | | | | | | | | | | | | | | | | |


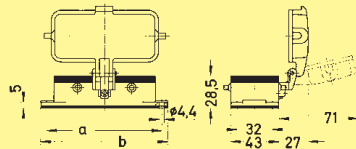

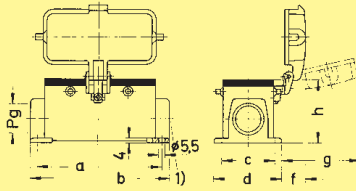
Han Hoods
Housings

Metal hoods/housings for industrial applications / 2 lever locking system

| Identification | Part number | | Pg | Drawing | Dimensions in mm |
|--|---|-----------------------|--------|---|---|
| | Low construction | High construction | | | |
| Hoods side entry |  | 09 30 016 1530 | 1 x 21 |  |  |
| | | | | | |
| Hoods top entry |  | 09 30 016 1430 | 1 x 21 |  |  |
| | | | | | |
| Hoods flat cable entry Set of seals see page 40.10 |  | 09 30 016 4431 | |  |  |
| | | | | | |
| Style | a | | | | |
| High | 93.5 | | | | |


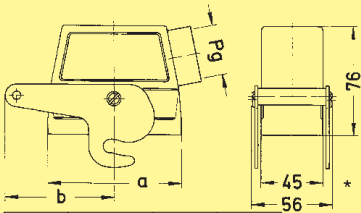

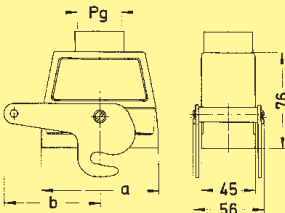
Han Hoods
Housings

Metal hoods/housings for industrial applications / 2 lever locking system




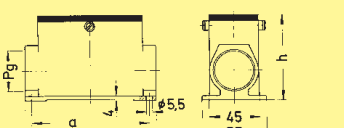
| Identification | Part number | | Pg | Drawing | Dimensions in mm | | | | | | | | | | | | | | | | | | | | | | | | | | | | | | | | | | | | | | | | | | | |
|---|---|--|--|--|------------------|------|---|---------------|-----|-----|------|---------|-----|-----|----|----|------|-------|-----|-----|----|----|-----|-------|-----|-----|----|----|-------|------|---|---|---|------|-------|----|----|----|------|-------|----|----|----|-----|-------|----|----|----|
| | Low construction | High construction | | | | | | | | | | | | | | | | | | | | | | | | | | | | | | | | | | | | | | | | | | | | | | |
| Housings, bulkhead mounting  | with thermo-plastic cover 09 30 016 0302 with metal cover 09 30 016 0317 | | |  <table border="1"> <thead> <tr> <th>Style</th> <th>a</th> <th>b</th> <th>Panel cut out</th> </tr> </thead> <tbody> <tr> <td>Low</td> <td>106</td> <td>113</td> <td>82 x 35</td> </tr> </tbody> </table> | Style | a | b | Panel cut out | Low | 106 | 113 | 82 x 35 | | | | | | | | | | | | | | | | | | | | | | | | | | | | | | | | | | | | |
| Style | a | b | Panel cut out | | | | | | | | | | | | | | | | | | | | | | | | | | | | | | | | | | | | | | | | | | | | | |
| Low | 106 | 113 | 82 x 35 | | | | | | | | | | | | | | | | | | | | | | | | | | | | | | | | | | | | | | | | | | | | | |
| Housings, surface mounting side entry  | with thermo-plastic cover 09 30 016 1220 with thermo-plastic cover 09 30 016 1260 with metal cover 09 30 016 2260 | with thermo-plastic cover 09 30 016 0220 with thermo-plastic cover 09 30 016 0221 with thermo-plastic cover 09 30 016 0260 with thermo-plastic cover 09 30 016 0261 | 1 x 21 1 x 21 1 x 29 2 x 21 2 x 21 2 x 29 2 x 21 |  <p>1) Blind way for one cable entry</p> <table border="1"> <thead> <tr> <th>Style</th> <th>Size</th> <th>a</th> <th>b</th> <th>c</th> <th>d</th> </tr> </thead> <tbody> <tr> <td>High</td> <td>Pg 21</td> <td>105</td> <td>117</td> <td>45</td> <td>57</td> </tr> <tr> <td>High</td> <td>Pg 29</td> <td>105</td> <td>117</td> <td>45</td> <td>57</td> </tr> <tr> <td>Low</td> <td>Pg 21</td> <td>105</td> <td>117</td> <td>45</td> <td>57</td> </tr> </tbody> </table> <table border="1"> <thead> <tr> <th>Style</th> <th>Size</th> <th>f</th> <th>g</th> <th>h</th> </tr> </thead> <tbody> <tr> <td>High</td> <td>Pg 21</td> <td>20</td> <td>65</td> <td>81</td> </tr> <tr> <td>High</td> <td>Pg 29</td> <td>20</td> <td>65</td> <td>81</td> </tr> <tr> <td>Low</td> <td>Pg 21</td> <td>20</td> <td>65</td> <td>56</td> </tr> </tbody> </table> | Style | Size | a | b | c | d | High | Pg 21 | 105 | 117 | 45 | 57 | High | Pg 29 | 105 | 117 | 45 | 57 | Low | Pg 21 | 105 | 117 | 45 | 57 | Style | Size | f | g | h | High | Pg 21 | 20 | 65 | 81 | High | Pg 29 | 20 | 65 | 81 | Low | Pg 21 | 20 | 65 | 56 |
| Style | Size | a | b | c | d | | | | | | | | | | | | | | | | | | | | | | | | | | | | | | | | | | | | | | | | | | | |
| High | Pg 21 | 105 | 117 | 45 | 57 | | | | | | | | | | | | | | | | | | | | | | | | | | | | | | | | | | | | | | | | | | | |
| High | Pg 29 | 105 | 117 | 45 | 57 | | | | | | | | | | | | | | | | | | | | | | | | | | | | | | | | | | | | | | | | | | | |
| Low | Pg 21 | 105 | 117 | 45 | 57 | | | | | | | | | | | | | | | | | | | | | | | | | | | | | | | | | | | | | | | | | | | |
| Style | Size | f | g | h | | | | | | | | | | | | | | | | | | | | | | | | | | | | | | | | | | | | | | | | | | | | |
| High | Pg 21 | 20 | 65 | 81 | | | | | | | | | | | | | | | | | | | | | | | | | | | | | | | | | | | | | | | | | | | | |
| High | Pg 29 | 20 | 65 | 81 | | | | | | | | | | | | | | | | | | | | | | | | | | | | | | | | | | | | | | | | | | | | |
| Low | Pg 21 | 20 | 65 | 56 | | | | | | | | | | | | | | | | | | | | | | | | | | | | | | | | | | | | | | | | | | | | |

Han Hoods Housings

Metal hoods/housings for industrial applications / 1 central locking lever locking system


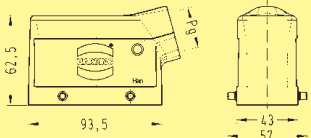

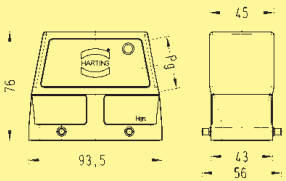

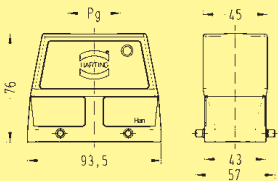

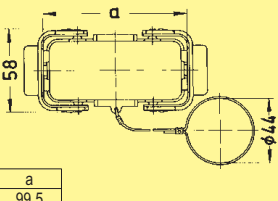
| Identification | Part number | Pg | Drawing | Dimensions in mm | | | | | | | | | | | | |
|--|---|-----------------------------|--|------------------|------|---|---|------|-------|------|----|------|-------|------|----|--|
| <p>Hoods</p> <p>side entry</p>  | <p>09 30 016 0580</p> <p>09 30 016 0581</p> | <p>1 x 21</p> <p>1 x 29</p> |  <table border="1"> <thead> <tr> <th>Style</th> <th>Size</th> <th>a</th> <th>b</th> </tr> </thead> <tbody> <tr> <td>High</td> <td>Pg 21</td> <td>93.5</td> <td>76</td> </tr> <tr> <td>High</td> <td>Pg 29</td> <td>93.5</td> <td>76</td> </tr> </tbody> </table> | Style | Size | a | b | High | Pg 21 | 93.5 | 76 | High | Pg 29 | 93.5 | 76 | |
| Style | Size | a | b | | | | | | | | | | | | | |
| High | Pg 21 | 93.5 | 76 | | | | | | | | | | | | | |
| High | Pg 29 | 93.5 | 76 | | | | | | | | | | | | | |
| <p>Hoods</p> <p>top entry</p>  | <p>09 30 016 0480</p> <p>09 30 016 0481</p> | <p>1 x 21</p> <p>1 x 29</p> |  <table border="1"> <thead> <tr> <th>Style</th> <th>Size</th> <th>a</th> <th>b</th> </tr> </thead> <tbody> <tr> <td>High</td> <td>Pg 21</td> <td>93.5</td> <td>76</td> </tr> <tr> <td>High</td> <td>Pg 29</td> <td>93.5</td> <td>76</td> </tr> </tbody> </table> | Style | Size | a | b | High | Pg 21 | 93.5 | 76 | High | Pg 29 | 93.5 | 76 | |
| Style | Size | a | b | | | | | | | | | | | | | |
| High | Pg 21 | 93.5 | 76 | | | | | | | | | | | | | |
| High | Pg 29 | 93.5 | 76 | | | | | | | | | | | | | |

Metal hoods/housings for industrial applications / 1 central locking lever locking system


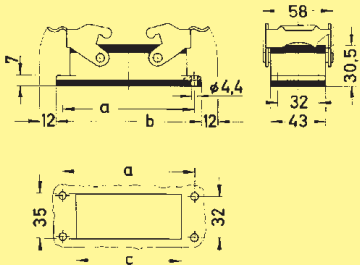
| Identification | Part number | Pg | Drawing | Dimensions in mm | | | | | | | | | | | | | | | |
|--|---|-----------------------------|--|------------------|------|---------------|-----|-----|---------|-------|-----|-----|----|-----|-------|-----|-----|----|--|
| <p>Housings,</p> <p>bulkhead mounting</p>  | <p>09 30 016 0381</p> | |  <table border="1"> <thead> <tr> <th>a</th> <th>b</th> <th>Panel cut out</th> </tr> </thead> <tbody> <tr> <td>103</td> <td>113</td> <td>82 x 35</td> </tr> </tbody> </table> | a | b | Panel cut out | 103 | 113 | 82 x 35 | | | | | | | | | | |
| a | b | Panel cut out | | | | | | | | | | | | | | | | | |
| 103 | 113 | 82 x 35 | | | | | | | | | | | | | | | | | |
| <p>Housings,</p> <p>surface mounting</p> <p>side entry</p>  | <p>09 30 016 1280</p> <p>09 30 016 0281</p> | <p>2 x 21</p> <p>2 x 29</p> |  <table border="1"> <thead> <tr> <th>Style</th> <th>Size</th> <th>a</th> <th>b</th> <th>h</th> </tr> </thead> <tbody> <tr> <td>High</td> <td>Pg 29</td> <td>105</td> <td>117</td> <td>81</td> </tr> <tr> <td>Low</td> <td>Pg 21</td> <td>105</td> <td>117</td> <td>81</td> </tr> </tbody> </table> | Style | Size | a | b | h | High | Pg 29 | 105 | 117 | 81 | Low | Pg 21 | 105 | 117 | 81 | |
| Style | Size | a | b | h | | | | | | | | | | | | | | | |
| High | Pg 29 | 105 | 117 | 81 | | | | | | | | | | | | | | | |
| Low | Pg 21 | 105 | 117 | 81 | | | | | | | | | | | | | | | |

Han Hoods Housings

Hoods/Housings for higher environmental requirements / 2 lever locking system


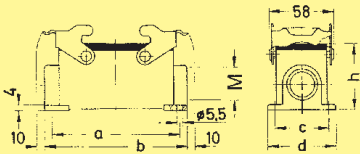

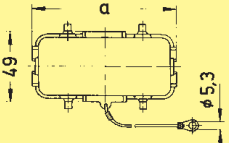

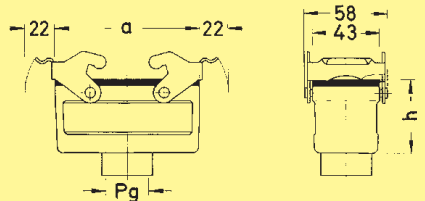
| Identification | Part number | Pg | Drawing | Dimensions in mm |
|--|--------------------------------|--------|---|------------------|
| Hoods side entry  | 09 37 016 1520 | 1 x 21 |  | |
| side entry  | 09 37 016 0521 | 1 x 29 |  | |
| Hoods top entry  | 09 37 016 0421 | 1 x 29 |  | |
| Protection covers  | metal 09 37 016 5402 | |  | |

Hoods/Housings for higher environmental requirements / 2 lever locking system

| Identification | Part number | Pg | Drawing | Dimensions in mm | | | | | | | | |
|--|-----------------------|-----|--|------------------|---|---|---|-----|-----|-----|----|--|
| Housings, bulkhead mounting  | 09 37 016 0301 | |  Panel cut out <table border="1"> <thead> <tr> <th>Style</th> <th>a</th> <th>b</th> <th>c</th> </tr> </thead> <tbody> <tr> <td>Low</td> <td>103</td> <td>113</td> <td>82</td> </tr> </tbody> </table> | Style | a | b | c | Low | 103 | 113 | 82 | |
| Style | a | b | c | | | | | | | | | |
| Low | 103 | 113 | 82 | | | | | | | | | |


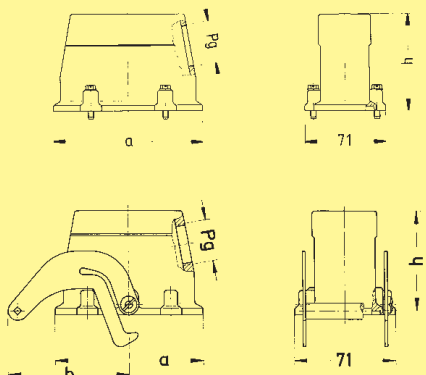
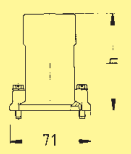

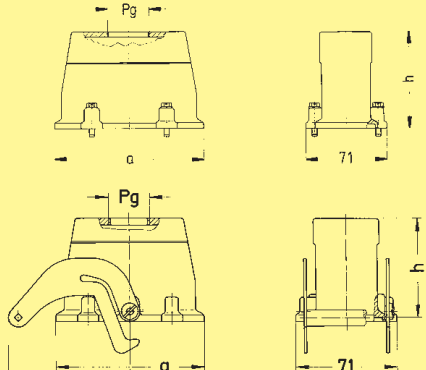
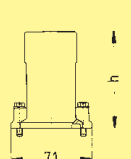
Han Hoods Housings

Hoods/Housings for higher environmental requirements / 2 lever locking system

| Identification | Part number | Pg | Drawing | Dimensions in mm | | | | | | | | | | | | | | | | | | | | | |
|---|----------------------------------|------------------|--|------------------|------|----|---|-----|-------|------|------|-------|----|-----|-----|----|----|-----|-------|----|-----|-----|----|----|--|
| Housings, surface mounting side entry  | 09 37 016 1230 09 37 016 0271 | 1 x 21 2 x 29 |  <table border="1"> <thead> <tr> <th>Style</th> <th>Size</th> <th>h</th> <th>a</th> <th>b</th> <th>c</th> <th>d</th> </tr> </thead> <tbody> <tr> <td>High</td> <td>Pg 29</td> <td>81</td> <td>105</td> <td>117</td> <td>45</td> <td>57</td> </tr> <tr> <td>Low</td> <td>Pg 21</td> <td>56</td> <td>105</td> <td>117</td> <td>45</td> <td>57</td> </tr> </tbody> </table> | Style | Size | h | a | b | c | d | High | Pg 29 | 81 | 105 | 117 | 45 | 57 | Low | Pg 21 | 56 | 105 | 117 | 45 | 57 | |
| Style | Size | h | a | b | c | d | | | | | | | | | | | | | | | | | | | |
| High | Pg 29 | 81 | 105 | 117 | 45 | 57 | | | | | | | | | | | | | | | | | | | |
| Low | Pg 21 | 56 | 105 | 117 | 45 | 57 | | | | | | | | | | | | | | | | | | | |
| Protection covers  | metal 09 37 016 5405 | |  <table border="1"> <thead> <tr> <th>a</th> </tr> </thead> <tbody> <tr> <td>99.5</td> </tr> </tbody> </table> | a | 99.5 | | | | | | | | | | | | | | | | | | | | |
| a | | | | | | | | | | | | | | | | | | | | | | | | | |
| 99.5 | | | | | | | | | | | | | | | | | | | | | | | | | |
| Hoods, cable to cable top entry  | 09 37 016 1730 | 1 x 21 |  <table border="1"> <thead> <tr> <th>Style</th> <th>Size</th> <th>h</th> <th>a</th> </tr> </thead> <tbody> <tr> <td>Low</td> <td>Pg 21</td> <td>47.5</td> <td>93.5</td> </tr> </tbody> </table> | Style | Size | h | a | Low | Pg 21 | 47.5 | 93.5 | | | | | | | | | | | | | | |
| Style | Size | h | a | | | | | | | | | | | | | | | | | | | | | | |
| Low | Pg 21 | 47.5 | 93.5 | | | | | | | | | | | | | | | | | | | | | | |

Han Hoods
Housings


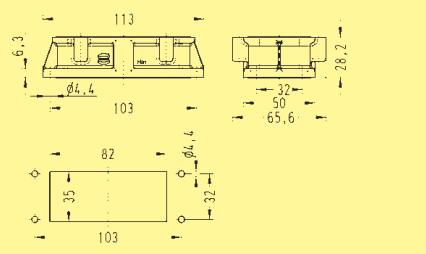
Hoods/Housings for higher EMC requirements / Screw/1 central locking lever locking system

| Identification | Part number | Pg | Drawing | Dimensions in mm |
|--|----------------------------|--------|--|---|
| Hoods side entry  | 09 62 040 0540 | 1 x 21 |  |  |
| | 09 62 040 0541 | 1 x 29 | | |
| | with central locking lever | | | |
| | 09 62 040 0580 | 1 x 21 | | |
| Hoods top entry  | 09 62 040 0440 | 1 x 21 |  |  |
| | 09 62 040 0441 | 1 x 29 | | |
| | with central locking lever | | | |
| | 09 62 040 0481 | 1 x 29 | | |

| Size | a | b | h |
|-------|-----|----|----|
| Pg 21 | 106 | | 75 |
| Pg 21 | 107 | 86 | 75 |
| Pg 29 | 106 | | 75 |
| Pg 29 | 107 | 86 | 75 |

| Size | a | h |
|-------|-----|----|
| Pg 21 | 106 | 75 |
| Pg 29 | 106 | 75 |

Hoods/Housings for higher EMC requirements / Screw/1 central locking lever locking system

| Identification | Part number | Pg | Drawing | Dimensions in mm |
|--|--|----|---|------------------|
| Housings, bulkhead mounting  | 09 62 040 0301 with central locking lever 09 62 040 0381 | |  | |

Han Hoods Housings

Stock items in bold type

Hoods/Housings for higher EMC requirements / 2 lever locking system


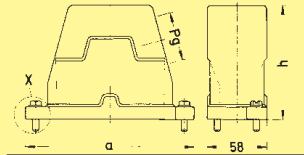

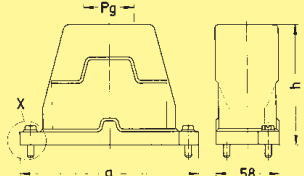

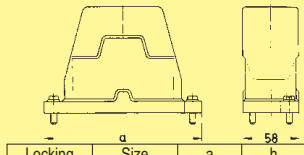
| Identification | Part number | Pg | Drawing | Dimensions in mm |
|------------------------------|----------------|--------|---------|------------------|
| Hoods side entry | 09 62 816 1520 | 1 x 21 | | |
| Hoods side entry | 09 62 816 0521 | 1 x 29 | | |
| Hoods top entry | 09 62 816 1420 | 1 x 21 | | |
| Hoods top entry | 09 62 816 0421 | 1 x 29 | | |
| Hoods without cable entry | 09 62 816 0801 | — | | |

Han Hoods
Housings

Hoods/Housings for higher EMC requirements / 2 lever locking system


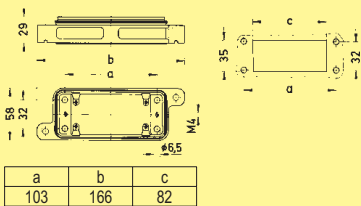

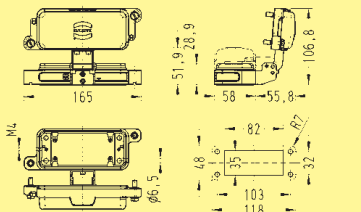

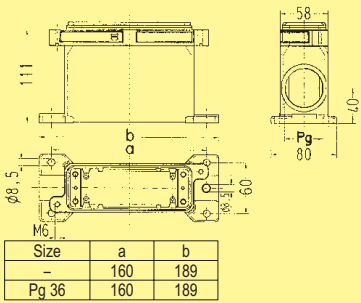

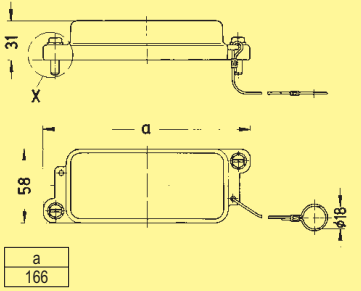

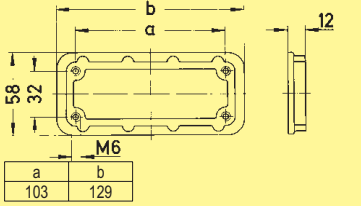
| Identification | Part number | Pg | Drawing | Dimensions in mm | | | | | | | | |
|-----------------------------|----------------|-----|---|------------------|---|---|---------------|-----|-----|-----|---------|--|
| Housings, bulkhead mounting | 09 62 816 0301 | | | | | | | | | | | |
| | | | <table border="1"> <thead> <tr> <th>Style</th> <th>a</th> <th>b</th> <th>Panel cut out</th> </tr> </thead> <tbody> <tr> <td>Low</td> <td>103</td> <td>113</td> <td>82 x 35</td> </tr> </tbody> </table> | Style | a | b | Panel cut out | Low | 103 | 113 | 82 x 35 | |
| Style | a | b | Panel cut out | | | | | | | | | |
| Low | 103 | 113 | 82 x 35 | | | | | | | | | |

Hoods/Housings for harsh environmental requirements / Screw/toggle locking system

| Identification | Part number | | Pg | Drawing | Dimensions in mm | | | | | | | | | | | | | | | | | | | | | | | | | | | |
|---|--|--|--|--|------------------|------|---|---|---------------|-------|-----|-----|---------------|-------|-----|-----|---------------|-------|-----|-----|----------------|-------|-----|-----|----------------|-------|-----|-----|----------------|-------|-----|-----|
| | Toggle locking | screw | | | | | | | | | | | | | | | | | | | | | | | | | | | | | | |
| Hoods side entry  | 09 40 016 0502 09 40 016 0503 09 40 016 0504 | 09 40 016 0512 09 40 016 0513 09 40 016 0514 | 1 x 21 1 x 29 1 x 36 1 x 21 1 x 29 1 x 36 |  <table border="1"> <thead> <tr> <th>Locking</th> <th>Size</th> <th>a</th> <th>h</th> </tr> </thead> <tbody> <tr> <td>Screw locking</td> <td>Pg 21</td> <td>166</td> <td>111</td> </tr> <tr> <td>Screw locking</td> <td>Pg 29</td> <td>166</td> <td>111</td> </tr> <tr> <td>Screw locking</td> <td>Pg 36</td> <td>166</td> <td>111</td> </tr> <tr> <td>Toggle locking</td> <td>Pg 21</td> <td>166</td> <td>111</td> </tr> <tr> <td>Toggle locking</td> <td>Pg 29</td> <td>166</td> <td>111</td> </tr> <tr> <td>Toggle locking</td> <td>Pg 36</td> <td>166</td> <td>111</td> </tr> </tbody> </table> | Locking | Size | a | h | Screw locking | Pg 21 | 166 | 111 | Screw locking | Pg 29 | 166 | 111 | Screw locking | Pg 36 | 166 | 111 | Toggle locking | Pg 21 | 166 | 111 | Toggle locking | Pg 29 | 166 | 111 | Toggle locking | Pg 36 | 166 | 111 |
| Locking | Size | a | h | | | | | | | | | | | | | | | | | | | | | | | | | | | | | |
| Screw locking | Pg 21 | 166 | 111 | | | | | | | | | | | | | | | | | | | | | | | | | | | | | |
| Screw locking | Pg 29 | 166 | 111 | | | | | | | | | | | | | | | | | | | | | | | | | | | | | |
| Screw locking | Pg 36 | 166 | 111 | | | | | | | | | | | | | | | | | | | | | | | | | | | | | |
| Toggle locking | Pg 21 | 166 | 111 | | | | | | | | | | | | | | | | | | | | | | | | | | | | | |
| Toggle locking | Pg 29 | 166 | 111 | | | | | | | | | | | | | | | | | | | | | | | | | | | | | |
| Toggle locking | Pg 36 | 166 | 111 | | | | | | | | | | | | | | | | | | | | | | | | | | | | | |
| Hoods top entry  | 09 40 016 0402 09 40 016 0403 09 40 016 0404 | 09 40 016 0412 09 40 016 0413 09 40 016 0414 09 40 016 0432 | 1 x 21 1 x 29 1 x 36 1 x 21 1 x 29 1 x 36 2 x 21 |  <table border="1"> <thead> <tr> <th>Locking</th> <th>Size</th> <th>a</th> <th>h</th> </tr> </thead> <tbody> <tr> <td>Screw locking</td> <td>Pg 21</td> <td>166</td> <td>111</td> </tr> <tr> <td>Screw locking</td> <td>Pg 29</td> <td>166</td> <td>111</td> </tr> <tr> <td>Screw locking</td> <td>Pg 36</td> <td>166</td> <td>111</td> </tr> <tr> <td>Toggle locking</td> <td>Pg 21</td> <td>166</td> <td>111</td> </tr> <tr> <td>Toggle locking</td> <td>Pg 29</td> <td>166</td> <td>111</td> </tr> <tr> <td>Toggle locking</td> <td>Pg 36</td> <td>166</td> <td>111</td> </tr> </tbody> </table> | Locking | Size | a | h | Screw locking | Pg 21 | 166 | 111 | Screw locking | Pg 29 | 166 | 111 | Screw locking | Pg 36 | 166 | 111 | Toggle locking | Pg 21 | 166 | 111 | Toggle locking | Pg 29 | 166 | 111 | Toggle locking | Pg 36 | 166 | 111 |
| Locking | Size | a | h | | | | | | | | | | | | | | | | | | | | | | | | | | | | | |
| Screw locking | Pg 21 | 166 | 111 | | | | | | | | | | | | | | | | | | | | | | | | | | | | | |
| Screw locking | Pg 29 | 166 | 111 | | | | | | | | | | | | | | | | | | | | | | | | | | | | | |
| Screw locking | Pg 36 | 166 | 111 | | | | | | | | | | | | | | | | | | | | | | | | | | | | | |
| Toggle locking | Pg 21 | 166 | 111 | | | | | | | | | | | | | | | | | | | | | | | | | | | | | |
| Toggle locking | Pg 29 | 166 | 111 | | | | | | | | | | | | | | | | | | | | | | | | | | | | | |
| Toggle locking | Pg 36 | 166 | 111 | | | | | | | | | | | | | | | | | | | | | | | | | | | | | |
| Hoods without cable entry  | | 09 40 016 0811 | - |  <table border="1"> <thead> <tr> <th>Locking</th> <th>Size</th> <th>a</th> <th>h</th> </tr> </thead> <tbody> <tr> <td>Screw locking</td> <td>-</td> <td>166</td> <td>111</td> </tr> </tbody> </table> | Locking | Size | a | h | Screw locking | - | 166 | 111 | | | | | | | | | | | | | | | | | | | | |
| Locking | Size | a | h | | | | | | | | | | | | | | | | | | | | | | | | | | | | | |
| Screw locking | - | 166 | 111 | | | | | | | | | | | | | | | | | | | | | | | | | | | | | |

Han Hoods Housings

Hoods/Housings for harsh environmental requirements / Screw/toggle locking system

| Identification | Part number | | Pg | Drawing | Dimensions in mm | | | | | | | | |
|--|-------------------------|---|-------------|---|------------------|-----|-----|-----|-----|-----|-------|-----|-----|
| | Toggle locking | screw | | | | | | | | | | | |
| Housings, bulkhead mounting  | 09 40 016 0301 | 09 40 016 0311 | |  <table border="1"> <tr> <td>a</td> <td>b</td> <td>c</td> </tr> <tr> <td>103</td> <td>166</td> <td>82</td> </tr> </table> | a | b | c | 103 | 166 | 82 | | | |
| a | b | c | | | | | | | | | | | |
| 103 | 166 | 82 | | | | | | | | | | | |
| Housings, bulkhead mounting  | | with metal cover 09 40 016 0317 | |  | | | | | | | | | |
| Housings, surface mounting side entry  | | 09 40 016 1263 09 40 016 1201 | 1 x 36 - |  <table border="1"> <tr> <td>Size</td> <td>a</td> <td>b</td> </tr> <tr> <td>-</td> <td>160</td> <td>189</td> </tr> <tr> <td>Pg 36</td> <td>160</td> <td>189</td> </tr> </table> | Size | a | b | - | 160 | 189 | Pg 36 | 160 | 189 |
| Size | a | b | | | | | | | | | | | |
| - | 160 | 189 | | | | | | | | | | | |
| Pg 36 | 160 | 189 | | | | | | | | | | | |
| Protection covers  | metal 09 40 016 5401 | metal 09 40 016 5411 | |  <table border="1"> <tr> <td>a</td> </tr> <tr> <td>166</td> </tr> </table> | a | 166 | | | | | | | |
| a | | | | | | | | | | | | | |
| 166 | | | | | | | | | | | | | |
| Han Hoods Housings Mounting frames  | | 09 40 000 9903 ¹⁾ | |  <table border="1"> <tr> <td>a</td> <td>b</td> </tr> <tr> <td>103</td> <td>129</td> </tr> </table> | a | b | 103 | 129 | | | | | |
| a | b | | | | | | | | | | | | |
| 103 | 129 | | | | | | | | | | | | |

¹⁾ not applicable for using Han® HC 650

Metal hoods/housings for industrial applications / 2 lever locking system





| Identification | Part number | | Pg | Drawing | Dimensions in mm | | | | |
|------------------------------|------------------|-----------------------|---|------------------|------------------|--|--------|--|--|
| | Low construction | High construction | | | | | | | |
| Hoods side entry | | 09 30 024 1520 | 1 x 21 | | | | | | |
| | | | | | | 09 30 024 0520 09 30 024 0521 | 1 x 21 | | |
| | | | | | | | 1 x 29 | | |
| side entry | | | | | | | | | |
| angled entry | | | 09 30 024 0663 | 2 x 21 | | | | | |
| Hoods top entry | | 09 30 024 1421 | 1 x 29 | | | | | | |
| | | | | | | 09 30 024 0420 09 30 024 0421 | 1 x 21 | | |
| | | | | | | | 1 x 29 | | |
| top entry | | | | | | | | | |
| top entry | | | 09 30 024 0462 09 30 024 0461 | 2 x 21 2 x 29 | | | | | |
| top entry | | | | | | | | | |
| Hoods without cable entry | | | 09 30 024 0801 | — | | | | | |

Han Hoods
Housings



| Style | Size | x |
|-------|-------|----|
| High | Pg 21 | 52 |
| High | Pg 29 | 48 |

Stock items in bold type


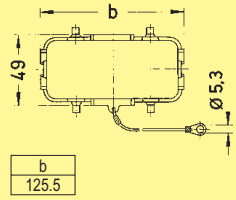



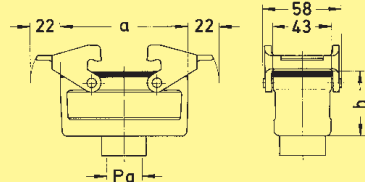

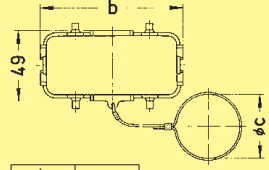
Metal hoods/housings for industrial applications / 2 lever locking system

| Identification | Part number | | Pg | Drawing | Dimensions in mm | | | | |
|---|--------------------------------|--|------------------|--|------------------|-----|-------|-----|--|
| | Low construction | High construction | | | | | | | |
| Hoods  | | side entry 09 30 024 0525 top entry 09 30 024 0425 | 1 x 36 1 x 36 | | | | | | |
| Hoods flat cable entry Set of seals see page 40.10  | | 09 30 024 4411 | | <table border="1"> <tr><td>Style</td><td>a</td></tr> <tr><td>High</td><td>120</td></tr> </table> | Style | a | High | 120 | |
| Style | a | | | | | | | | |
| High | 120 | | | | | | | | |
| Protection covers  | metal 09 30 024 5422 | metal 09 30 024 5422 | | <table border="1"> <tr><td>b</td><td>c</td></tr> <tr><td>125.5</td><td>44</td></tr> </table> | b | c | 125.5 | 44 | |
| b | c | | | | | | | | |
| 125.5 | 44 | | | | | | | | |
| Dust protection cover  | plastic 09 30 024 5401 | plastic 09 30 024 5401 | | <table border="1"> <tr><td>a</td></tr> <tr><td>121</td></tr> </table> | a | 121 | | | |
| a | | | | | | | | | |
| 121 | | | | | | | | | |

Metal hoods/housings for industrial applications / 2 lever locking system


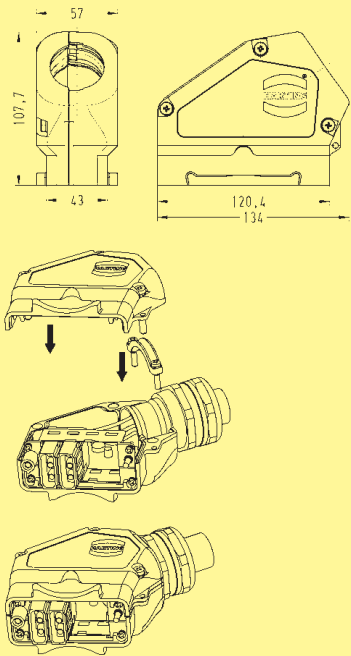

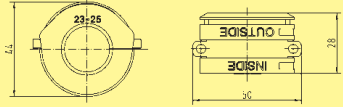
| Identification | Part number | | Pg | Drawing | Dimensions in mm | | | | | | | | | | | | | | | | | | | | | | | | | | | | |
|---|--|--|--|--|------------------|------|---|---------------|-----|-----|-----|----------|-------|-----|-----|----|----|----|------|-------|-----|-----|----|----|----|-----|-------|-----|-----|----|----|----|--|
| | Low construction | High construction | | | | | | | | | | | | | | | | | | | | | | | | | | | | | | | |
| Han Hoods Housings Housings, bulk-head mounting  | 09 30 024 0301 | | | <table border="1"> <tr><td>Style</td><td>a</td><td>b</td><td>Panel cut out</td></tr> <tr><td>Low</td><td>130</td><td>140</td><td>108 x 35</td></tr> </table> | Style | a | b | Panel cut out | Low | 130 | 140 | 108 x 35 | | | | | | | | | | | | | | | | | | | | | |
| Style | a | b | Panel cut out | | | | | | | | | | | | | | | | | | | | | | | | | | | | | | |
| Low | 130 | 140 | 108 x 35 | | | | | | | | | | | | | | | | | | | | | | | | | | | | | | |
| Housings, surface mounting side entry  | 09 30 024 1230 09 30 024 1270 | 09 30 024 0230 09 30 024 0231 09 30 024 0270 09 30 024 0271 | 1 x 21 1 x 21 1 x 29 2 x 21 2 x 21 2 x 29 | Blind way for one cable entry <table border="1"> <tr><td>Style</td><td>Size</td><td>a</td><td>b</td><td>c</td><td>d</td><td>h</td></tr> <tr><td>High</td><td>Pg 21</td><td>132</td><td>144</td><td>45</td><td>57</td><td>81</td></tr> <tr><td>High</td><td>Pg 29</td><td>132</td><td>144</td><td>45</td><td>57</td><td>81</td></tr> <tr><td>Low</td><td>Pg 21</td><td>132</td><td>144</td><td>45</td><td>57</td><td>56</td></tr> </table> | Style | Size | a | b | c | d | h | High | Pg 21 | 132 | 144 | 45 | 57 | 81 | High | Pg 29 | 132 | 144 | 45 | 57 | 81 | Low | Pg 21 | 132 | 144 | 45 | 57 | 56 | |
| Style | Size | a | b | c | d | h | | | | | | | | | | | | | | | | | | | | | | | | | | | |
| High | Pg 21 | 132 | 144 | 45 | 57 | 81 | | | | | | | | | | | | | | | | | | | | | | | | | | | |
| High | Pg 29 | 132 | 144 | 45 | 57 | 81 | | | | | | | | | | | | | | | | | | | | | | | | | | | |
| Low | Pg 21 | 132 | 144 | 45 | 57 | 56 | | | | | | | | | | | | | | | | | | | | | | | | | | | |

Metal hoods/housings for industrial applications / 2 lever locking system


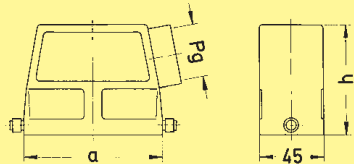

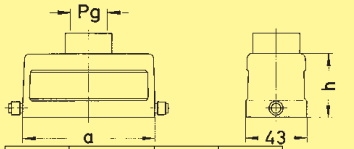

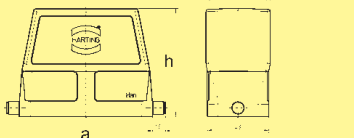
| Identification | Part number | | Pg | Drawing | Dimensions in mm | | | | | | | | | | | | | | | | |
|---|--------------------------------|---|----------------------------|---|---|-------|-------|-------|----|------|-------|-----|------|------|-------|-----|------|-----|-------|-----|------|
| | Low construction | High construction | | | | | | | | | | | | | | | | | | | |
| Protection covers  | metal 09 30 024 5425 | metal 09 30 024 5425 | |  | <table border="1"> <tr> <td>b</td> <td>125.5</td> </tr> </table> | b | 125.5 | | | | | | | | | | | | | | |
| b | 125.5 | | | | | | | | | | | | | | | | | | | | |
| Protection covers  | plastic 09 30 024 5405 | plastic 09 30 024 5405 | |  | <table border="1"> <tr> <td>a</td> <td>121</td> </tr> </table> | a | 121 | | | | | | | | | | | | | | |
| a | 121 | | | | | | | | | | | | | | | | | | | | |
| Hoods, cable to cable top entry  | 09 30 024 1731 | 09 30 024 0730 09 30 024 0731 | 1 x 29 1 x 21 1 x 29 |  | <table border="1"> <thead> <tr> <th>Style</th> <th>Size</th> <th>a</th> <th>h</th> </tr> </thead> <tbody> <tr> <td>High</td> <td>Pg 21</td> <td>120</td> <td>78.5</td> </tr> <tr> <td>High</td> <td>Pg 29</td> <td>120</td> <td>78.5</td> </tr> <tr> <td>Low</td> <td>Pg 29</td> <td>120</td> <td>57.5</td> </tr> </tbody> </table> | Style | Size | a | h | High | Pg 21 | 120 | 78.5 | High | Pg 29 | 120 | 78.5 | Low | Pg 29 | 120 | 57.5 |
| Style | Size | a | h | | | | | | | | | | | | | | | | | | |
| High | Pg 21 | 120 | 78.5 | | | | | | | | | | | | | | | | | | |
| High | Pg 29 | 120 | 78.5 | | | | | | | | | | | | | | | | | | |
| Low | Pg 29 | 120 | 57.5 | | | | | | | | | | | | | | | | | | |
| Protection covers  | metal 09 30 024 5426 | metal 09 30 024 5426 | |  | <table border="1"> <tr> <td>b</td> <td>c</td> </tr> <tr> <td>125.5</td> <td>44</td> </tr> </table> | b | c | 125.5 | 44 | | | | | | | | | | | | |
| b | c | | | | | | | | | | | | | | | | | | | | |
| 125.5 | 44 | | | | | | | | | | | | | | | | | | | | |

Han Hoods
Housings


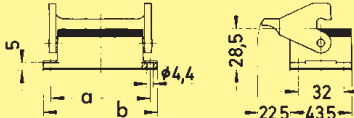
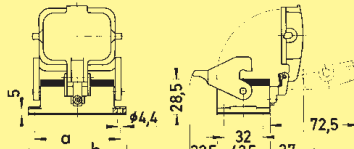
Metal hoods/housings for industrial applications / 2 lever locking system

| Identification | Part number | Pg | Drawing | Dimensions in mm |
|--|--|----|--|------------------|
| <p>Hoods</p> <p>side entry</p>  | <p>11 30 024 0520</p> | |  | |
| <p>Cable seal</p>  | <p>20 - 22 mm 11 30 000 9955 23 - 25 mm 11 30 000 9956 26 - 28 mm 11 30 000 9957 29 - 31 mm 11 30 000 9958 32 - 34 mm 11 30 000 9959</p> | |  | |
| <p>Han Hoods Housings</p> | | | | |

Metal hoods/housings for industrial applications / 1 lever locking system


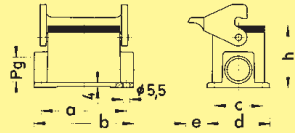

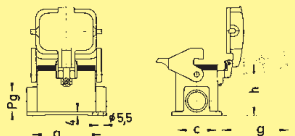

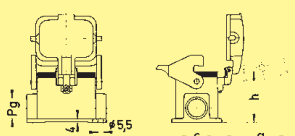

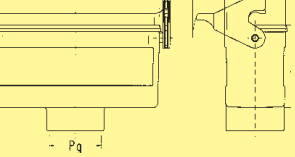
| Identification | Part number | | Pg | Drawing | Dimensions in mm | | | | | | | | | | | | | | | | | | | |
|--|-----------------------|--|--|--|------------------|------|---|---|------|-------|-----|----|------|-------|-----|----|------|-------|-----|----|-----|-------|-----|------|
| | Low construction | High construction | | | | | | | | | | | | | | | | | | | | | | |
| Hoods side entry  | 09 30 024 1540 | 09 30 024 0540 09 30 024 0541 09 30 024 0546 09 30 024 0446 | 1 x 21 1 x 21 1 x 29 1 x 36 1 x 36 |  <table border="1"> <thead> <tr> <th>Style</th> <th>Size</th> <th>a</th> <th>h</th> </tr> </thead> <tbody> <tr> <td>High</td> <td>Pg 21</td> <td>120</td> <td>76</td> </tr> <tr> <td>High</td> <td>Pg 29</td> <td>120</td> <td>76</td> </tr> <tr> <td>High</td> <td>Pg 36</td> <td>120</td> <td>87</td> </tr> <tr> <td>Low</td> <td>Pg 21</td> <td>120</td> <td>62.5</td> </tr> </tbody> </table> | Style | Size | a | h | High | Pg 21 | 120 | 76 | High | Pg 29 | 120 | 76 | High | Pg 36 | 120 | 87 | Low | Pg 21 | 120 | 62.5 |
| Style | Size | a | h | | | | | | | | | | | | | | | | | | | | | |
| High | Pg 21 | 120 | 76 | | | | | | | | | | | | | | | | | | | | | |
| High | Pg 29 | 120 | 76 | | | | | | | | | | | | | | | | | | | | | |
| High | Pg 36 | 120 | 87 | | | | | | | | | | | | | | | | | | | | | |
| Low | Pg 21 | 120 | 62.5 | | | | | | | | | | | | | | | | | | | | | |
| Hoods top entry  | 09 30 024 1441 | 09 30 024 0440 09 30 024 0441 | 1 x 29 1 x 21 1 x 29 |  <table border="1"> <thead> <tr> <th>Style</th> <th>Size</th> <th>a</th> <th>h</th> </tr> </thead> <tbody> <tr> <td>High</td> <td>Pg 21</td> <td>120</td> <td>76</td> </tr> <tr> <td>High</td> <td>Pg 29</td> <td>120</td> <td>76</td> </tr> <tr> <td>Low</td> <td>Pg 29</td> <td>120</td> <td>55</td> </tr> </tbody> </table> | Style | Size | a | h | High | Pg 21 | 120 | 76 | High | Pg 29 | 120 | 76 | Low | Pg 29 | 120 | 55 | | | | |
| Style | Size | a | h | | | | | | | | | | | | | | | | | | | | | |
| High | Pg 21 | 120 | 76 | | | | | | | | | | | | | | | | | | | | | |
| High | Pg 29 | 120 | 76 | | | | | | | | | | | | | | | | | | | | | |
| Low | Pg 29 | 120 | 55 | | | | | | | | | | | | | | | | | | | | | |
| Hoods without cable entry  | | 09 30 024 0803 | — |  <table border="1"> <thead> <tr> <th>Style</th> <th>Size</th> <th>a</th> <th>h</th> </tr> </thead> <tbody> <tr> <td>High</td> <td>—</td> <td>120</td> <td>76</td> </tr> </tbody> </table> | Style | Size | a | h | High | — | 120 | 76 | | | | | | | | | | | | |
| Style | Size | a | h | | | | | | | | | | | | | | | | | | | | | |
| High | — | 120 | 76 | | | | | | | | | | | | | | | | | | | | | |

Metal hoods/housings for industrial applications / 1 lever locking system

| Identification | Part number | | Pg | Drawing | Dimensions in mm | | | | | | | | |
|--|---|-------------------|---------------|--|------------------|---|---|---------------|-----|-----|-----|----------|-----------------------|
| | Low construction | High construction | | | | | | | | | | | |
| Housings, bulkhead mounting  | 09 30 024 0307 | | |  <table border="1"> <thead> <tr> <th>Style</th> <th>a</th> <th>b</th> <th>Panel cut out</th> </tr> </thead> <tbody> <tr> <td>Low</td> <td>130</td> <td>140</td> <td>108 x 35</td> </tr> </tbody> </table> | Style | a | b | Panel cut out | Low | 130 | 140 | 108 x 35 | Han Hoods Housings |
| Style | a | b | Panel cut out | | | | | | | | | | |
| Low | 130 | 140 | 108 x 35 | | | | | | | | | | |
| | with thermo- plastic cover 09 30 024 0304 with metal cover 09 30 024 0318 | | |  <table border="1"> <thead> <tr> <th>Style</th> <th>a</th> <th>b</th> <th>Panel cut out</th> </tr> </thead> <tbody> <tr> <td>Low</td> <td>130</td> <td>140</td> <td>108 x 35</td> </tr> </tbody> </table> | Style | a | b | Panel cut out | Low | 130 | 140 | 108 x 35 | |
| Style | a | b | Panel cut out | | | | | | | | | | |
| Low | 130 | 140 | 108 x 35 | | | | | | | | | | |


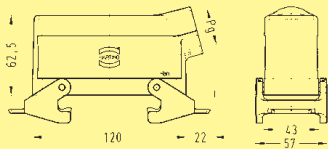

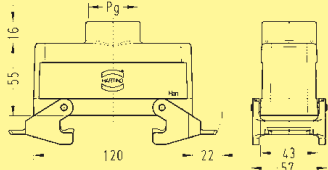
Han Hoods
Housings

Metal hoods/housings for industrial applications / 1 lever locking system


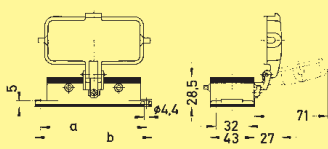
| Identification | Part number | | Pg | Drawing | Dimensions in mm | | | | | | | | | | | | | | | | | | | | | | | | | | | | | | | | | | | | | | | | | | | | | | | | |
|---|--|--|----------------------------|--|---|-------|------|----|---|------|-------|-------|-------|------|-----|-------|------|-------|-------|-----|-----|----|-----|-------|-------|-----|-----|----|-------|-------|------|---|---|---|------|-------|-------|----|----|----|------|-------|-------|----|----|----|-----|-------|-------|----|----|----|--|
| | Low construction | High construction | | | | | | | | | | | | | | | | | | | | | | | | | | | | | | | | | | | | | | | | | | | | | | | | | | | |
| Housings, surface mounting side entry  | 09 30 024 1250 09 30 024 1290 | 09 30 024 0250 09 30 024 0251 | 1 x 21 1 x 21 1 x 29 |  Blind way for one cable entry | <table border="1"> <thead> <tr> <th>Style</th> <th>Size</th> <th>a</th> <th>b</th> <th>c</th> <th>d</th> </tr> </thead> <tbody> <tr> <td>High</td> <td>Pg 21</td> <td>132</td> <td>144</td> <td>45</td> <td>57</td> </tr> <tr> <td>High</td> <td>Pg 29</td> <td>132</td> <td>144</td> <td>45</td> <td>57</td> </tr> <tr> <td>Low</td> <td>Pg 21</td> <td>132</td> <td>144</td> <td>45</td> <td>57</td> </tr> <tr> <th>Style</th> <th>Size</th> <th>e</th> <th>h</th> <td colspan="2"></td> </tr> <tr> <td>High</td> <td>Pg 21</td> <td>28</td> <td>81</td> <td colspan="2"></td> </tr> <tr> <td>High</td> <td>Pg 29</td> <td>28</td> <td>81</td> <td colspan="2"></td> </tr> <tr> <td>Low</td> <td>Pg 21</td> <td>30</td> <td>56</td> <td colspan="2"></td> </tr> </tbody> </table> | Style | Size | a | b | c | d | High | Pg 21 | 132 | 144 | 45 | 57 | High | Pg 29 | 132 | 144 | 45 | 57 | Low | Pg 21 | 132 | 144 | 45 | 57 | Style | Size | e | h | | | High | Pg 21 | 28 | 81 | | | High | Pg 29 | 28 | 81 | | | Low | Pg 21 | 30 | 56 | | |
| | | Style | Size | | | a | b | c | d | | | | | | | | | | | | | | | | | | | | | | | | | | | | | | | | | | | | | | | | | | | | |
| High | Pg 21 | 132 | 144 | 45 | 57 | | | | | | | | | | | | | | | | | | | | | | | | | | | | | | | | | | | | | | | | | | | | | | | | |
| High | Pg 29 | 132 | 144 | 45 | 57 | | | | | | | | | | | | | | | | | | | | | | | | | | | | | | | | | | | | | | | | | | | | | | | | |
| Low | Pg 21 | 132 | 144 | 45 | 57 | | | | | | | | | | | | | | | | | | | | | | | | | | | | | | | | | | | | | | | | | | | | | | | | |
| Style | Size | e | h | | | | | | | | | | | | | | | | | | | | | | | | | | | | | | | | | | | | | | | | | | | | | | | | | | |
| High | Pg 21 | 28 | 81 | | | | | | | | | | | | | | | | | | | | | | | | | | | | | | | | | | | | | | | | | | | | | | | | | | |
| High | Pg 29 | 28 | 81 | | | | | | | | | | | | | | | | | | | | | | | | | | | | | | | | | | | | | | | | | | | | | | | | | | |
| Low | Pg 21 | 30 | 56 | | | | | | | | | | | | | | | | | | | | | | | | | | | | | | | | | | | | | | | | | | | | | | | | | | |
| Housings, surface mounting side entry  | with thermo-plastic cover 09 30 024 1255 with thermo-plastic cover 09 30 024 1295 | with thermo-plastic cover 09 30 024 0255 | 1 x 21 1 x 21 |  <table border="1"> <thead> <tr> <th>Style</th> <th>Size</th> <th>a</th> <th>b</th> <th>c</th> <th>d</th> </tr> </thead> <tbody> <tr> <td>High</td> <td>Pg 21</td> <td>132</td> <td>144</td> <td>45</td> <td>57</td> </tr> <tr> <td>High</td> <td>Pg 29</td> <td>132</td> <td>144</td> <td>45</td> <td>57</td> </tr> <tr> <td>Low</td> <td>Pg 21</td> <td>132</td> <td>144</td> <td>45</td> <td>57</td> </tr> <tr> <th>Style</th> <th>Size</th> <th>e</th> <th>f</th> <th>g</th> <th>h</th> </tr> <tr> <td>High</td> <td>Pg 21</td> <td>28</td> <td>20</td> <td>65</td> <td>81</td> </tr> <tr> <td>High</td> <td>Pg 29</td> <td>28</td> <td>20</td> <td>65</td> <td>81</td> </tr> <tr> <td>Low</td> <td>Pg 21</td> <td>30</td> <td>20</td> <td>65</td> <td>56</td> </tr> </tbody> </table> | Style | Size | a | b | c | d | High | Pg 21 | 132 | 144 | 45 | 57 | High | Pg 29 | 132 | 144 | 45 | 57 | Low | Pg 21 | 132 | 144 | 45 | 57 | Style | Size | e | f | g | h | High | Pg 21 | 28 | 20 | 65 | 81 | High | Pg 29 | 28 | 20 | 65 | 81 | Low | Pg 21 | 30 | 20 | 65 | 56 | |
| | | Style | Size | | a | b | c | d | | | | | | | | | | | | | | | | | | | | | | | | | | | | | | | | | | | | | | | | | | | | | |
| | | High | Pg 21 | | 132 | 144 | 45 | 57 | | | | | | | | | | | | | | | | | | | | | | | | | | | | | | | | | | | | | | | | | | | | | |
| | | High | Pg 29 | | 132 | 144 | 45 | 57 | | | | | | | | | | | | | | | | | | | | | | | | | | | | | | | | | | | | | | | | | | | | | |
| Low | Pg 21 | 132 | 144 | 45 | 57 | | | | | | | | | | | | | | | | | | | | | | | | | | | | | | | | | | | | | | | | | | | | | | | | |
| Style | Size | e | f | g | h | | | | | | | | | | | | | | | | | | | | | | | | | | | | | | | | | | | | | | | | | | | | | | | | |
| High | Pg 21 | 28 | 20 | 65 | 81 | | | | | | | | | | | | | | | | | | | | | | | | | | | | | | | | | | | | | | | | | | | | | | | | |
| High | Pg 29 | 28 | 20 | 65 | 81 | | | | | | | | | | | | | | | | | | | | | | | | | | | | | | | | | | | | | | | | | | | | | | | | |
| Low | Pg 21 | 30 | 20 | 65 | 56 | | | | | | | | | | | | | | | | | | | | | | | | | | | | | | | | | | | | | | | | | | | | | | | | |
| with thermo-plastic cover 09 30 024 0256 | 1 x 29 | with thermo-plastic cover 09 30 024 0295 with thermo-plastic cover 09 30 024 0296 | 2 x 21 2 x 21 | | | | | | | | | | | | | | | | | | | | | | | | | | | | | | | | | | | | | | | | | | | | | | | | | | |
| with metal cover 09 30 024 2295 | 2 x 21 | | | | | | | | | | | | | | | | | | | | | | | | | | | | | | | | | | | | | | | | | | | | | | | | | | | | |
| Housings, surface mounting side entry  | with metal cover 09 30 024 2295 | with metal cover 09 30 024 2297 | 2 x 21 |  <table border="1"> <thead> <tr> <th>Style</th> <th>Size</th> <th>a</th> <th>b</th> <th>c</th> <th>d</th> </tr> </thead> <tbody> <tr> <td>High</td> <td>Pg 21</td> <td>132</td> <td>144</td> <td>45</td> <td>57</td> </tr> <tr> <td>High</td> <td>Pg 29</td> <td>132</td> <td>144</td> <td>45</td> <td>57</td> </tr> <tr> <td>Low</td> <td>Pg 21</td> <td>132</td> <td>144</td> <td>45</td> <td>57</td> </tr> <tr> <th>Style</th> <th>Size</th> <th>e</th> <th>f</th> <th>g</th> <th>h</th> </tr> <tr> <td>High</td> <td>Pg 21</td> <td>28</td> <td>20</td> <td>65</td> <td>81</td> </tr> <tr> <td>High</td> <td>Pg 29</td> <td>28</td> <td>20</td> <td>65</td> <td>81</td> </tr> <tr> <td>Low</td> <td>Pg 21</td> <td>30</td> <td>20</td> <td>65</td> <td>56</td> </tr> </tbody> </table> | Style | Size | a | b | c | d | High | Pg 21 | 132 | 144 | 45 | 57 | High | Pg 29 | 132 | 144 | 45 | 57 | Low | Pg 21 | 132 | 144 | 45 | 57 | Style | Size | e | f | g | h | High | Pg 21 | 28 | 20 | 65 | 81 | High | Pg 29 | 28 | 20 | 65 | 81 | Low | Pg 21 | 30 | 20 | 65 | 56 | |
| | | Style | Size | | a | b | c | d | | | | | | | | | | | | | | | | | | | | | | | | | | | | | | | | | | | | | | | | | | | | | |
| | | High | Pg 21 | | 132 | 144 | 45 | 57 | | | | | | | | | | | | | | | | | | | | | | | | | | | | | | | | | | | | | | | | | | | | | |
| High | Pg 29 | 132 | 144 | 45 | 57 | | | | | | | | | | | | | | | | | | | | | | | | | | | | | | | | | | | | | | | | | | | | | | | | |
| Low | Pg 21 | 132 | 144 | 45 | 57 | | | | | | | | | | | | | | | | | | | | | | | | | | | | | | | | | | | | | | | | | | | | | | | | |
| Style | Size | e | f | g | h | | | | | | | | | | | | | | | | | | | | | | | | | | | | | | | | | | | | | | | | | | | | | | | | |
| High | Pg 21 | 28 | 20 | 65 | 81 | | | | | | | | | | | | | | | | | | | | | | | | | | | | | | | | | | | | | | | | | | | | | | | | |
| High | Pg 29 | 28 | 20 | 65 | 81 | | | | | | | | | | | | | | | | | | | | | | | | | | | | | | | | | | | | | | | | | | | | | | | | |
| Low | Pg 21 | 30 | 20 | 65 | 56 | | | | | | | | | | | | | | | | | | | | | | | | | | | | | | | | | | | | | | | | | | | | | | | | |
| with metal cover 09 30 024 2298 | 2 x 21 | | | | | | | | | | | | | | | | | | | | | | | | | | | | | | | | | | | | | | | | | | | | | | | | | | | | |
| Hoods, cable to cable top entry  | 09 30 024 1751 | 09 30 024 0751 | 1 x 29 1 x 29 |  <table border="1"> <thead> <tr> <th>Style</th> <th>Size</th> <th>a</th> <th>b</th> <th>h</th> </tr> </thead> <tbody> <tr> <td>High</td> <td>Pg 29</td> <td>120</td> <td>137</td> <td>78.5</td> </tr> <tr> <td>Low</td> <td>Pg 29</td> <td>120</td> <td>137</td> <td>57.5</td> </tr> </tbody> </table> | Style | Size | a | b | h | High | Pg 29 | 120 | 137 | 78.5 | Low | Pg 29 | 120 | 137 | 57.5 | | | | | | | | | | | | | | | | | | | | | | | | | | | | | | | | | | |
| | | Style | Size | | a | b | h | | | | | | | | | | | | | | | | | | | | | | | | | | | | | | | | | | | | | | | | | | | | | | |
| High | Pg 29 | 120 | 137 | 78.5 | | | | | | | | | | | | | | | | | | | | | | | | | | | | | | | | | | | | | | | | | | | | | | | | | |
| Low | Pg 29 | 120 | 137 | 57.5 | | | | | | | | | | | | | | | | | | | | | | | | | | | | | | | | | | | | | | | | | | | | | | | | | |

Han Hoods Housings

Metal hoods/housings for industrial applications / 2 lever locking system

| Identification | Part number | | Pg | Drawing | Dimensions in mm |
|---------------------|---|-----------------------|--------|---|------------------|
| | Low construction | High construction | | | |
| Hoods side entry |  | 09 30 024 1530 | 1 x 21 |  | |
| | | | | | |
| Hoods top entry |  | 09 30 024 1431 | 1 x 29 |  | |
| | | | | | |


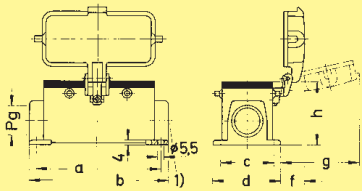
Metal hoods/housings for industrial applications / 2 lever locking system

| Identification | Part number | | Pg | Drawing | Dimensions in mm |
|------------------------------|---|---|----|---|------------------|
| | Low construction | High construction | | | |
| Housings, bulk-head mounting |  | with thermo-plastic cover 09 30 024 0302 with metal cover 09 30 024 0317 | |  | |
| | | | | | |

Han Hoods Housings


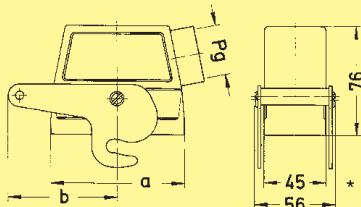

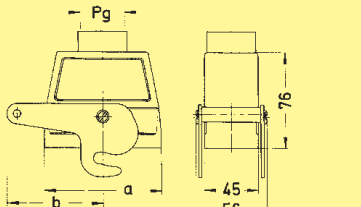
| Style | a | b | Panel cut out |
|-------|-----|-----|---------------|
| Low | 130 | 140 | 108 x 35 |

Metal hoods/housings for industrial applications / 2 lever locking system


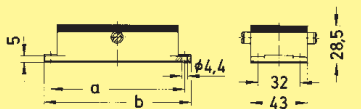

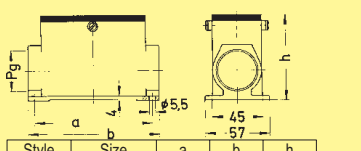
| Identification | Part number | | Pg | Drawing | Dimensions in mm | | | | | | | | | | | | | | | | | | | | | | | | | | | | | | | | | | | | | | | |
|---|--|---|--------|---|------------------|------|---|---|---|------|-------|-----|-----|----|------|-------|-----|-----|----|-----|-------|-----|-----|----|-------|------|---|---|---|------|-------|----|----|----|------|-------|----|----|----|-----|-------|----|----|----|
| | Low construction | High construction | | | | | | | | | | | | | | | | | | | | | | | | | | | | | | | | | | | | | | | | | | |
| Housings, surface mounting side entry  | with thermo- plastic cover 09 30 024 1220 | | 1 x 21 |  <p>1) Blind way for one cable entry</p> <table border="1" data-bbox="1078 533 1390 693"> <thead> <tr> <th>Style</th> <th>Size</th> <th>a</th> <th>b</th> <th>c</th> </tr> </thead> <tbody> <tr> <td>High</td> <td>Pg 21</td> <td>132</td> <td>144</td> <td>45</td> </tr> <tr> <td>High</td> <td>Pg 29</td> <td>132</td> <td>144</td> <td>45</td> </tr> <tr> <td>Low</td> <td>Pg 21</td> <td>132</td> <td>144</td> <td>45</td> </tr> <tr> <th>Style</th> <th>Size</th> <th>f</th> <th>g</th> <th>h</th> </tr> <tr> <td>High</td> <td>Pg 21</td> <td>20</td> <td>65</td> <td>81</td> </tr> <tr> <td>High</td> <td>Pg 29</td> <td>20</td> <td>65</td> <td>81</td> </tr> <tr> <td>Low</td> <td>Pg 21</td> <td>20</td> <td>65</td> <td>56</td> </tr> </tbody> </table> | Style | Size | a | b | c | High | Pg 21 | 132 | 144 | 45 | High | Pg 29 | 132 | 144 | 45 | Low | Pg 21 | 132 | 144 | 45 | Style | Size | f | g | h | High | Pg 21 | 20 | 65 | 81 | High | Pg 29 | 20 | 65 | 81 | Low | Pg 21 | 20 | 65 | 56 |
| | Style | Size | a | | b | c | | | | | | | | | | | | | | | | | | | | | | | | | | | | | | | | | | | | | | |
| | High | Pg 21 | 132 | | 144 | 45 | | | | | | | | | | | | | | | | | | | | | | | | | | | | | | | | | | | | | | |
| | High | Pg 29 | 132 | | 144 | 45 | | | | | | | | | | | | | | | | | | | | | | | | | | | | | | | | | | | | | | |
| | Low | Pg 21 | 132 | | 144 | 45 | | | | | | | | | | | | | | | | | | | | | | | | | | | | | | | | | | | | | | |
| | Style | Size | f | | g | h | | | | | | | | | | | | | | | | | | | | | | | | | | | | | | | | | | | | | | |
| | High | Pg 21 | 20 | | 65 | 81 | | | | | | | | | | | | | | | | | | | | | | | | | | | | | | | | | | | | | | |
| | High | Pg 29 | 20 | | 65 | 81 | | | | | | | | | | | | | | | | | | | | | | | | | | | | | | | | | | | | | | |
| | Low | Pg 21 | 20 | | 65 | 56 | | | | | | | | | | | | | | | | | | | | | | | | | | | | | | | | | | | | | | |
| | with thermo- plastic cover 09 30 024 0220 | | 1 x 21 | | | | | | | | | | | | | | | | | | | | | | | | | | | | | | | | | | | | | | | | | |
| | with thermo- plastic cover 09 30 024 0221 | | 1 x 29 | | | | | | | | | | | | | | | | | | | | | | | | | | | | | | | | | | | | | | | | | |
| | with thermo- plastic cover 09 30 024 1260 | | 2 x 21 | | | | | | | | | | | | | | | | | | | | | | | | | | | | | | | | | | | | | | | | | |
| | with thermo- plastic cover 09 30 024 0260 | | 2 x 21 | | | | | | | | | | | | | | | | | | | | | | | | | | | | | | | | | | | | | | | | | |
| | with thermo- plastic cover 09 30 024 0261 | | 2 x 29 | | | | | | | | | | | | | | | | | | | | | | | | | | | | | | | | | | | | | | | | | |
| | with metal cover 09 30 024 2260 | | 2 x 21 | | | | | | | | | | | | | | | | | | | | | | | | | | | | | | | | | | | | | | | | | |
| | | with metal cover 09 30 024 2262 | 2 x 21 | | | | | | | | | | | | | | | | | | | | | | | | | | | | | | | | | | | | | | | | | |
| | | with metal cover 09 30 024 2263 | 2 x 29 | | | | | | | | | | | | | | | | | | | | | | | | | | | | | | | | | | | | | | | | | |

Han Hoods
Housings

Metal hoods/housings for industrial applications / 1 central locking lever locking system


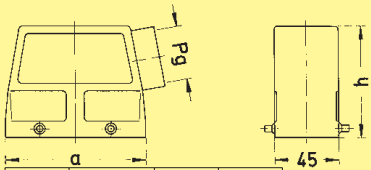

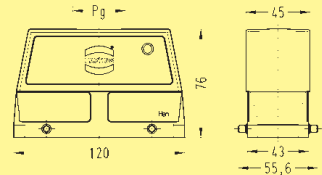

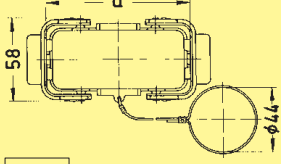
| Identification | Part number | | Pg | Drawing | Dimensions in mm | | | | | | | | | | | |
|--|------------------|----------------------------------|------------------|---|------------------|------|---|---|------|-------|-----|----|------|-------|-----|----|
| | Low construction | High construction | | | | | | | | | | | | | | |
| Hoods side entry  | | 09 30 024 0580 09 30 024 0581 | 1 x 21 1 x 29 |  <table border="1"> <thead> <tr> <th>Style</th> <th>Size</th> <th>a</th> <th>b</th> </tr> </thead> <tbody> <tr> <td>High</td> <td>Pg 21</td> <td>120</td> <td>87</td> </tr> <tr> <td>High</td> <td>Pg 29</td> <td>120</td> <td>87</td> </tr> </tbody> </table> | Style | Size | a | b | High | Pg 21 | 120 | 87 | High | Pg 29 | 120 | 87 |
| Style | Size | a | b | | | | | | | | | | | | | |
| High | Pg 21 | 120 | 87 | | | | | | | | | | | | | |
| High | Pg 29 | 120 | 87 | | | | | | | | | | | | | |
| Hoods top entry  | | 09 30 024 0480 09 30 024 0481 | 1 x 21 1 x 29 |  <table border="1"> <thead> <tr> <th>Style</th> <th>Size</th> <th>a</th> <th>b</th> </tr> </thead> <tbody> <tr> <td>High</td> <td>Pg 21</td> <td>120</td> <td>87</td> </tr> <tr> <td>High</td> <td>Pg 29</td> <td>120</td> <td>87</td> </tr> </tbody> </table> | Style | Size | a | b | High | Pg 21 | 120 | 87 | High | Pg 29 | 120 | 87 |
| Style | Size | a | b | | | | | | | | | | | | | |
| High | Pg 21 | 120 | 87 | | | | | | | | | | | | | |
| High | Pg 29 | 120 | 87 | | | | | | | | | | | | | |

Metal hoods/housings for industrial applications / 1 central locking lever locking system


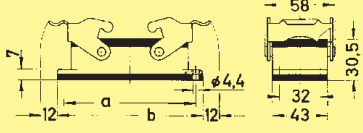

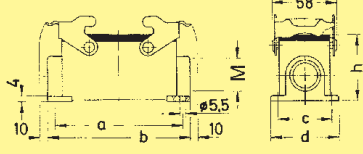
| Identification | Part number | | Pg | Drawing | Dimensions in mm | | | | | | | | | |
|---|-----------------------|-------------------|---------------|--|------------------|------|---|---------------|-----|------|-------|----------|-----|----|
| | Low construction | High construction | | | | | | | | | | | | |
| Housings, bulkhead mounting  | 09 30 024 0381 | | |  <table border="1"> <thead> <tr> <th>Style</th> <th>a</th> <th>b</th> <th>Panel cut out</th> </tr> </thead> <tbody> <tr> <td>Low</td> <td>130</td> <td>140</td> <td>108 x 35</td> </tr> </tbody> </table> | Style | a | b | Panel cut out | Low | 130 | 140 | 108 x 35 | | |
| Style | a | b | Panel cut out | | | | | | | | | | | |
| Low | 130 | 140 | 108 x 35 | | | | | | | | | | | |
| Housings, surface mounting side entry  | | 09 30 024 0281 | 2 x 29 |  <table border="1"> <thead> <tr> <th>Style</th> <th>Size</th> <th>a</th> <th>b</th> <th>h</th> </tr> </thead> <tbody> <tr> <td>High</td> <td>Pg 29</td> <td>132</td> <td>144</td> <td>81</td> </tr> </tbody> </table> | Style | Size | a | b | h | High | Pg 29 | 132 | 144 | 81 |
| Style | Size | a | b | h | | | | | | | | | | |
| High | Pg 29 | 132 | 144 | 81 | | | | | | | | | | |

Han Hoods
Housings

Hoods/Housings for higher environmental requirements / 2 lever locking system

| Identification | Part number | Pg | Drawing | Dimensions in mm | | | | | | | | | | | | |
|--|----------------------------------|------------------|--|--|-------|------|---|---|------|-------|----|-----|-----|-------|----|-----|
| Hoods side entry  | 09 37 024 1520 09 37 024 0521 | 1 x 21 1 x 29 |  | <table border="1"> <tr> <td>Style</td> <td>Size</td> <td>h</td> <td>a</td> </tr> <tr> <td>High</td> <td>Pg 29</td> <td>76</td> <td>120</td> </tr> <tr> <td>Low</td> <td>Pg 21</td> <td>60</td> <td>120</td> </tr> </table> | Style | Size | h | a | High | Pg 29 | 76 | 120 | Low | Pg 21 | 60 | 120 |
| Style | Size | h | a | | | | | | | | | | | | | |
| High | Pg 29 | 76 | 120 | | | | | | | | | | | | | |
| Low | Pg 21 | 60 | 120 | | | | | | | | | | | | | |
| Hoods top entry  | 09 37 024 0421 | 1 x 29 |  | | | | | | | | | | | | | |
| Protection covers  | metal 09 37 024 5402 | |  | <table border="1"> <tr> <td>a</td> </tr> <tr> <td>126</td> </tr> </table> | a | 126 | | | | | | | | | | |
| a | | | | | | | | | | | | | | | | |
| 126 | | | | | | | | | | | | | | | | |

Hoods/Housings for higher environmental requirements / 2 lever locking system


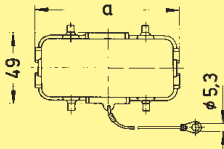
| Identification | Part number | Pg | Drawing | Dimensions in mm | | | | | | | | | | | | | | |
|---|-----------------------|--------|--|--|-------|------|---|---|---|---|---|------|-------|----|-----|-----|----|----|
| Housings, bulkhead mounting  | 09 37 024 0301 | |  | | | | | | | | | | | | | | | |
| Housings, surface mounting side entry  | 09 37 024 0271 | 2 x 29 |  | <table border="1"> <tr> <td>Style</td> <td>Size</td> <td>h</td> <td>a</td> <td>b</td> <td>c</td> <td>d</td> </tr> <tr> <td>High</td> <td>Pg 29</td> <td>81</td> <td>132</td> <td>144</td> <td>45</td> <td>57</td> </tr> </table> | Style | Size | h | a | b | c | d | High | Pg 29 | 81 | 132 | 144 | 45 | 57 |
| Style | Size | h | a | b | c | d | | | | | | | | | | | | |
| High | Pg 29 | 81 | 132 | 144 | 45 | 57 | | | | | | | | | | | | |

Han Hoods
Housings

30
76

Stock items in bold type

Hoods/Housings for higher environmental requirements / 2 lever locking system

| Identification | Part number | Pg | Drawing | Dimensions in mm | | |
|--|---------------------------------|----|---|------------------|-----|--|
| <p>Protection covers</p>  | <p>metal 09 37 024 5405</p> | |  <table border="1" data-bbox="1008 457 1073 499"> <tr> <td>a</td> </tr> <tr> <td>126</td> </tr> </table> | a | 126 | |
| a | | | | | | |
| 126 | | | | | | |
| | | | | | | |

Han Hoods
Housings

Hoods/Housings for higher EMC requirements / Screw/1 central locking lever locking system

| Identification | Part number | Pg | Drawing | Dimensions in mm |
|---------------------|--|------------------|---------|------------------|
| Hoods side entry | 09 62 064 0540 | 1 x 21 | | |
| | 09 62 064 0541 with central locking lever | 1 x 29 | | |
| Hoods top entry | 09 62 064 0440 | 1 x 21 | | |
| | 09 62 064 0441 09 62 064 0442 with central locking lever | 1 x 29 1 x 36 | | |
| | 09 62 064 0580 with central locking lever | 1 x 21 | | |
| | 09 62 064 0581 | 1 x 29 | | |

| Size | a | b | h |
|-------|-----|-----|----|
| Pg 21 | 132 | 100 | 85 |
| Pg 21 | 132 | 100 | 85 |
| Pg 29 | 132 | 100 | 85 |
| Pg 29 | 132 | 100 | 85 |

| Size | a | h |
|-------|-----|----|
| Pg 21 | 132 | 85 |
| Pg 29 | 132 | 85 |
| Pg 36 | 132 | 85 |


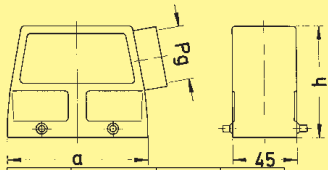

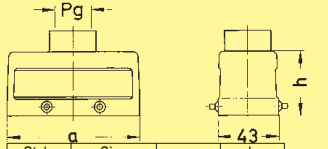


Hoods/Housings for higher EMC requirements / Screw/1 central locking lever locking system

| Identification | Part number | Pg | Drawing | Dimensions in mm |
|--------------------------------|--|----|---------|------------------|
| Housings, bulkhead mounting | 09 62 064 0301 with central locking lever 09 62 064 0381 | | | |


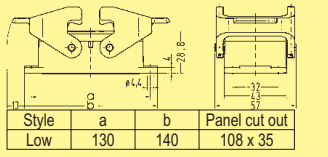
| a | b | Panel cut out |
|-----|-----|---------------|
| 140 | 130 | 108 x 35 |



Hoods/Housings for higher EMC requirements / 2 lever locking system


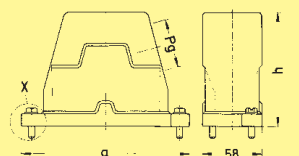

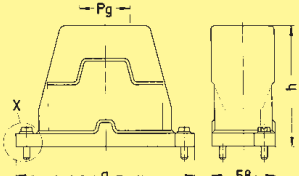

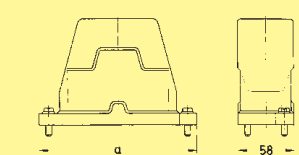
| Identification | Part number | | Pg | Drawing | Dimensions in mm | | | | | | | | | | | |
|--|------------------|-------------------|------------------|---|------------------|------|---|---|------|-------|-----|-----|-----|-------|-----|------|
| | Low construction | High construction | | | | | | | | | | | | | | |
| Hoods side entry  | 09 62 824 1520 | 09 62 824 0521 | 1 x 21 1 x 29 |  <table border="1"> <tr><td>Style</td><td>Size</td><td>a</td><td>h</td></tr> <tr><td>High</td><td>Pg 29</td><td>120</td><td>76</td></tr> <tr><td>Low</td><td>Pg 21</td><td>120</td><td>62.5</td></tr> </table> | Style | Size | a | h | High | Pg 29 | 120 | 76 | Low | Pg 21 | 120 | 62.5 |
| Style | Size | a | h | | | | | | | | | | | | | |
| High | Pg 29 | 120 | 76 | | | | | | | | | | | | | |
| Low | Pg 21 | 120 | 62.5 | | | | | | | | | | | | | |
| Hoods top entry  | 09 62 824 1421 | 09 62 824 0421 | 1 x 29 1 x 29 |  <table border="1"> <tr><td>Style</td><td>Size</td><td>a</td><td>h</td></tr> <tr><td>High</td><td>Pg 29</td><td>120</td><td>76</td></tr> <tr><td>Low</td><td>Pg 29</td><td>120</td><td>55</td></tr> </table> | Style | Size | a | h | High | Pg 29 | 120 | 76 | Low | Pg 29 | 120 | 55 |
| Style | Size | a | h | | | | | | | | | | | | | |
| High | Pg 29 | 120 | 76 | | | | | | | | | | | | | |
| Low | Pg 29 | 120 | 55 | | | | | | | | | | | | | |
| Hoods without cable entry  | | 09 62 824 0801 | — |  <table border="1"> <tr><td>Style</td><td>Size</td><td>a</td><td>b</td><td>h</td></tr> <tr><td>High</td><td>—</td><td>120</td><td>45</td><td>76</td></tr> </table> | Style | Size | a | b | h | High | — | 120 | 45 | 76 | | |
| Style | Size | a | b | h | | | | | | | | | | | | |
| High | — | 120 | 45 | 76 | | | | | | | | | | | | |

Hoods/Housings for higher EMC requirements / 2 lever locking system

| Identification | Part number | | Pg | Drawing | Dimensions in mm | | | | | | | |
|--|-----------------------|-------------------|---------------|--|------------------|---|---|---------------|-----|-----|-----|----------|
| | Low construction | High construction | | | | | | | | | | |
| Housings, bulkhead mounting  | 09 62 824 0301 | | |  <table border="1"> <tr><td>Style</td><td>a</td><td>b</td><td>Panel cut out</td></tr> <tr><td>Low</td><td>130</td><td>140</td><td>108 x 35</td></tr> </table> | Style | a | b | Panel cut out | Low | 130 | 140 | 108 x 35 |
| Style | a | b | Panel cut out | | | | | | | | | |
| Low | 130 | 140 | 108 x 35 | | | | | | | | | |
| | | | | | | | | | | | | |


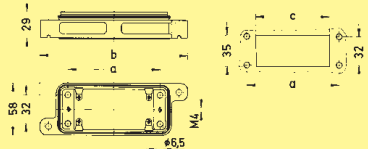

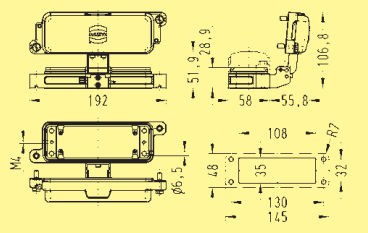

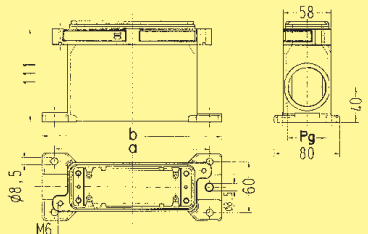

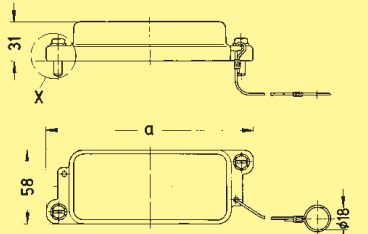

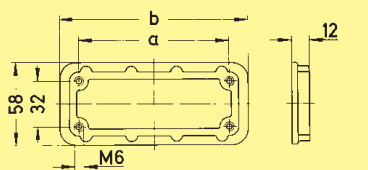
Han Hoods
Housings

Hoods/Housings for harsh environmental requirements / Screw/toggle locking system

| Identification | Part number | | Pg | Drawing | Dimensions in mm | | | | | | | | | | | | | | | | | | | | | | | |
|---|----------------------------------|---|--|---|------------------|-------|-----|-----|---------------|-------|-----|-----|---------------|-------|-----|-----|----------------|-------|-----|-----|----------------|-------|-----|-----|----------------|-------|-----|-----|
| | Toggle locking | screw | | | | | | | | | | | | | | | | | | | | | | | | | | |
| Hoods side entry  | 09 40 024 0503 09 40 024 0504 | 09 40 024 0513 09 40 024 0514 | 1 x 29 1 x 36 1 x 29 1 x 36 |  <table border="1"> <thead> <tr> <th>Locking</th> <th>Size</th> <th>a</th> <th>h</th> </tr> </thead> <tbody> <tr> <td>Screw locking</td> <td>Pg 29</td> <td>192</td> <td>111</td> </tr> <tr> <td>Screw locking</td> <td>Pg 36</td> <td>192</td> <td>111</td> </tr> <tr> <td>Toggle locking</td> <td>Pg 29</td> <td>192</td> <td>111</td> </tr> <tr> <td>Toggle locking</td> <td>Pg 36</td> <td>192</td> <td>111</td> </tr> </tbody> </table> | Locking | Size | a | h | Screw locking | Pg 29 | 192 | 111 | Screw locking | Pg 36 | 192 | 111 | Toggle locking | Pg 29 | 192 | 111 | Toggle locking | Pg 36 | 192 | 111 | | | | |
| | | | | | Locking | Size | a | h | | | | | | | | | | | | | | | | | | | | |
| Screw locking | Pg 29 | 192 | 111 | | | | | | | | | | | | | | | | | | | | | | | | | |
| Screw locking | Pg 36 | 192 | 111 | | | | | | | | | | | | | | | | | | | | | | | | | |
| Toggle locking | Pg 29 | 192 | 111 | | | | | | | | | | | | | | | | | | | | | | | | | |
| Toggle locking | Pg 36 | 192 | 111 | | | | | | | | | | | | | | | | | | | | | | | | | |
| Hoods top entry  | 09 40 024 0403 09 40 024 0404 | 09 40 024 0412 09 40 024 0413 09 40 024 0414 09 40 024 0433 | 1 x 29 1 x 36 1 x 21 1 x 29 1 x 36 2 x 29 |  <table border="1"> <thead> <tr> <th>Locking</th> <th>Size</th> <th>a</th> <th>h</th> </tr> </thead> <tbody> <tr> <td>Screw locking</td> <td>Pg 21</td> <td>192</td> <td>111</td> </tr> <tr> <td>Screw locking</td> <td>Pg 29</td> <td>192</td> <td>111</td> </tr> <tr> <td>Screw locking</td> <td>Pg 36</td> <td>192</td> <td>111</td> </tr> <tr> <td>Toggle locking</td> <td>Pg 29</td> <td>192</td> <td>111</td> </tr> <tr> <td>Toggle locking</td> <td>Pg 36</td> <td>192</td> <td>111</td> </tr> </tbody> </table> | Locking | Size | a | h | Screw locking | Pg 21 | 192 | 111 | Screw locking | Pg 29 | 192 | 111 | Screw locking | Pg 36 | 192 | 111 | Toggle locking | Pg 29 | 192 | 111 | Toggle locking | Pg 36 | 192 | 111 |
| | | | | | Locking | Size | a | h | | | | | | | | | | | | | | | | | | | | |
| | | | | | Screw locking | Pg 21 | 192 | 111 | | | | | | | | | | | | | | | | | | | | |
| | | | | | Screw locking | Pg 29 | 192 | 111 | | | | | | | | | | | | | | | | | | | | |
| | | | | | Screw locking | Pg 36 | 192 | 111 | | | | | | | | | | | | | | | | | | | | |
| Toggle locking | Pg 29 | 192 | 111 | | | | | | | | | | | | | | | | | | | | | | | | | |
| Toggle locking | Pg 36 | 192 | 111 | | | | | | | | | | | | | | | | | | | | | | | | | |
| Hoods without cable entry  | | 09 40 024 0811 | - |  <table border="1"> <thead> <tr> <th>Locking</th> <th>Size</th> <th>a</th> <th>h</th> </tr> </thead> <tbody> <tr> <td>Screw locking</td> <td>-</td> <td>192</td> <td>111</td> </tr> </tbody> </table> | Locking | Size | a | h | Screw locking | - | 192 | 111 | | | | | | | | | | | | | | | | |
| | | | | | Locking | Size | a | h | | | | | | | | | | | | | | | | | | | | |
| Screw locking | - | 192 | 111 | | | | | | | | | | | | | | | | | | | | | | | | | |
| | | | | | | | | | | | | | | | | | | | | | | | | | | | | |
| | | | | | | | | | | | | | | | | | | | | | | | | | | | | |
| | | | | | | | | | | | | | | | | | | | | | | | | | | | | |

Han Hoods
Housings

Hoods/Housings for harsh environmental requirements / Screw/toggle locking system


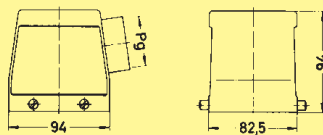

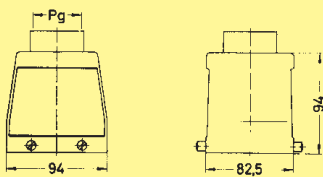
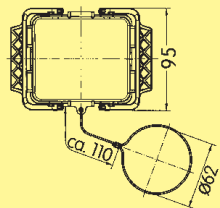
| Identification | Part number | | Pg | Drawing | Dimensions in mm | | | | | | | | | | | |
|---|--------------------------------|---|--------|---|------------------|------|---------------|---------------|----------------|-------|-----|-----|----------------|-----|-----|-----|
| | Toggle locking | screw | | | | | | | | | | | | | | |
| Housings, bulkhead mounting  | 09 40 024 0301 | 09 40 024 0311 | |  <table border="1"> <tr> <th>Locking</th> <th>a</th> <th>b</th> <th>c</th> </tr> <tr> <td>Screw locking</td> <td>130</td> <td>192</td> <td>108</td> </tr> <tr> <td>Toggle locking</td> <td>130</td> <td>192</td> <td>108</td> </tr> </table> | Locking | a | b | c | Screw locking | 130 | 192 | 108 | Toggle locking | 130 | 192 | 108 |
| Locking | a | b | c | | | | | | | | | | | | | |
| Screw locking | 130 | 192 | 108 | | | | | | | | | | | | | |
| Toggle locking | 130 | 192 | 108 | | | | | | | | | | | | | |
| Housings, bulkhead mounting  | | with metal cover 09 40 024 0317 | |  | | | | | | | | | | | | |
| Housings, surface mounting side entry  | | 09 40 024 1263 | 1 x 36 |  <table border="1"> <tr> <th>Locking</th> <th>Size</th> <th>a</th> <th>b</th> </tr> <tr> <td>Screw locking</td> <td>Pg 36</td> <td>187</td> <td>216</td> </tr> </table> | Locking | Size | a | b | Screw locking | Pg 36 | 187 | 216 | | | | |
| Locking | Size | a | b | | | | | | | | | | | | | |
| Screw locking | Pg 36 | 187 | 216 | | | | | | | | | | | | | |
| Protection covers  | metal 09 40 024 5401 | metal 09 40 024 5411 | |  <table border="1"> <tr> <th>Locking</th> <th>a</th> </tr> <tr> <td>Screw locking</td> <td>192</td> </tr> <tr> <td>Toggle locking</td> <td>192</td> </tr> </table> | Locking | a | Screw locking | 192 | Toggle locking | 192 | | | | | | |
| Locking | a | | | | | | | | | | | | | | | |
| Screw locking | 192 | | | | | | | | | | | | | | | |
| Toggle locking | 192 | | | | | | | | | | | | | | | |
| Mounting frames  | | 09 40 000 9904¹⁾ | |  <table border="1"> <tr> <th>Locking</th> <th>a</th> <th>b</th> </tr> <tr> <td>Screw locking</td> <td>130</td> <td>156</td> </tr> </table> | Locking | a | b | Screw locking | 130 | 156 | | | | | | |
| Locking | a | b | | | | | | | | | | | | | | |
| Screw locking | 130 | 156 | | | | | | | | | | | | | | |

Han Hoods Housings


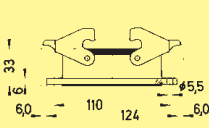
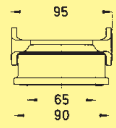

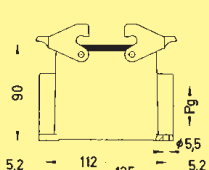
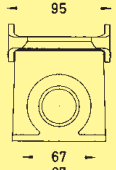
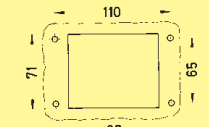
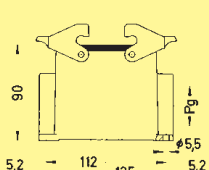
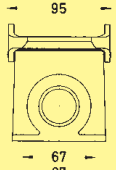
¹⁾ not applicable for using Han® HC 650

Stock items in bold type

Metal hoods/housings for industrial applications / 2 lever locking system

| Identification | Part number | Pg | Drawing | Dimensions in mm |
|--|--|----------------------------|---|------------------|
| Hoods side entry  | 09 30 032 0521 09 30 032 0522 09 30 032 0523 | 1 x 29 1 x 36 1 x 42 |  | |
| Hoods top entry  | 09 30 032 0421 09 30 032 0422 09 30 032 0423 | 1 x 29 1 x 36 1 x 42 |  | |
| Protection covers metal 09 30 032 5420 | | |  | |

Metal hoods/housings for industrial applications / 2 lever locking system


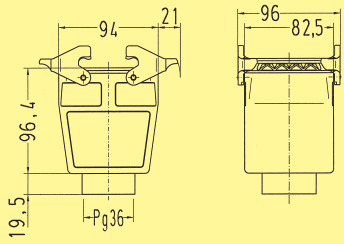
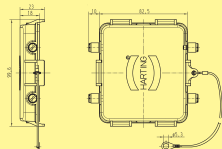
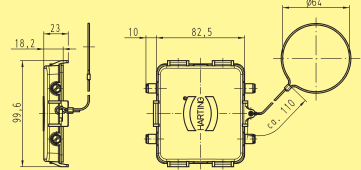
| Identification | Part number | Pg | Drawing | Dimensions in mm |
|--|--|--|---|---|
| Housings, bulkhead mounting  | 09 30 032 0301 | |  |  |
| Housings, surface mounting side entry  | 09 30 032 0231 09 30 032 0232 09 30 032 0271 09 30 032 0272 09 30 032 0273 | 1 x 29 1 x 36 2 x 29 2 x 36 2 x 42 |  |  |
| | | | Panel cut out  | |
| | | | Blind way for one cable entry  |  |

Han Hoods
Housings

30
82

* usable for two inserts of size 16 B
Stock items in bold type


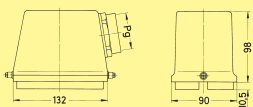

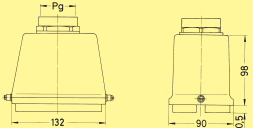
Metal hoods/housings for industrial applications / 2 lever locking system

| Identification | Part number | Pg | Drawing | Dimensions in mm |
|---|--|----------------------------|---|------------------|
| Hoods, cable to cable top entry  | 09 30 032 0731 09 30 032 0732 09 30 032 0733 | 1 x 29 1 x 36 1 x 42 |  | |
| Protection covers | metal 09 30 032 5425 | |  | |
| Protection covers for hoods cable to cable | metal 09 30 032 5426 metal 09 30 032 5427 | |  | |


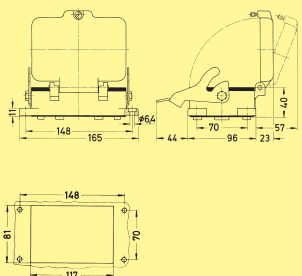

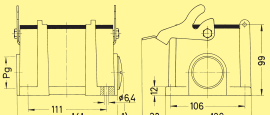

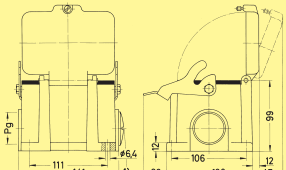
Han Hoods
Housings

* usable for two inserts of size 16 B
Stock items in bold type

Metal hoods/housings for industrial applications / 1 lever locking system

| Identification | Part number | Pg | Drawing | Dimensions in mm |
|--|--|---|--|------------------|
| <p>Hoods</p> <p>side entry</p>  | <p>09 30 048 0540</p> <p>09 30 048 0541</p> <p>09 30 048 0542</p> | <p>1 x 29</p> <p>1 x 36</p> <p>1 x 42</p> |  | |
| <p>Hoods</p> <p>top entry</p>  | <p>09 30 048 0440</p> <p>09 30 048 0441</p> <p>09 30 048 0442</p> | <p>1 x 29</p> <p>1 x 36</p> <p>1 x 42</p> |  | |

Metal hoods/housings for industrial applications / 1 lever locking system

| Identification | Part number | Pg | Drawing | Dimensions in mm |
|--|---|---|--|------------------|
| <p>Housings,</p> <p>bulkhead mounting</p>  | <p>with thermo-plastic cover</p> <p>09 30 048 0301</p> <p>with metal cover</p> <p>09 30 048 0317</p> | |  <p>Panel cut out</p> | |
| <p>Housings,</p> <p>surface mounting</p> <p>side entry</p>  | <p>09 30 048 0290</p> <p>09 30 048 0291</p> | <p>2 x 29</p> <p>2 x 36</p> |  <p>1) Blind way</p> | |
| <p>side entry</p>  | <p>09 30 048 0295</p> <p>09 30 048 0296</p> <p>09 30 048 2295</p> <p>09 30 048 2296</p> | <p>2 x 29</p> <p>2 x 36</p> <p>2 x 29</p> <p>2 x 36</p> |  <p>1) Blind way</p> | |

Han Hoods
Housings

* usable for two inserts of size 24 B
Stock items in bold type