

# Accessories

## End caps, 2 to 3 pole

## End caps, 4 to 5 pole

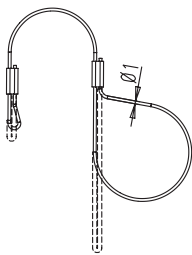
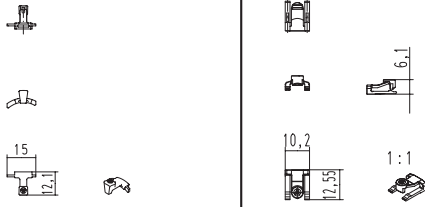

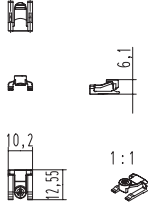

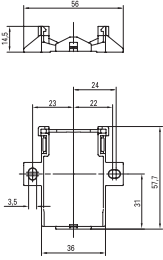

	End caps, 2 to 3 pole		Protected against loss For safely covering unused male or female connectors.		End caps, 4 to 5 pole		Protected against loss For safely covering unused male or female connectors.	
Color	Part No.	Std. Pack	Part No.	Std. Pack	Part No.	Std. Pack	Part No.	Std. Pack
<b>For covering unused male connectors</b>								
gray black concrete gray green	05.564.4453.0 05.564.4453.1		99.415.6205.2 99.416.6205.2		05.565.9953.0 05.565.9953.1		99.531.0000.7 99.532.0000.7	
Color	Part No.	Std. Pack	Part No.	Std. Pack	Part No.	Std. Pack	Part No.	Std. Pack
<b>For covering unused female connectors</b>								
gray black	Z5.564.4553.0 Z5.564.4553.1		99.413.6205.2 99.414.6205.2		Z5.565.9853.0 Z5.565.9853.1		99.529.0000.7 99.530.0000.7	

# Accessories

## Fastening cord

## Manual disconnect\*

## Mounting plate

Fastening cord		Manual disconnect*		Mounting plate			
For fastening of end caps		For later installation of 2 to 5 pole connectors. Connections can easily be released by using the manual disconnect.		For later installation of cable assemblies RST 20i2 and RST 20i3 with shrinkage tube. Connections can easily be released by using the manual disconnect.			
		Also see the "Installation instructions"!		Also see the "Installation instructions"!			
Part No.	Std. Pack	Part No.	Std. Pack	Part No.	Std. Pack		
		 		 		 	
99.000.9950.6		05.564.8653.1 05.564.8653.3 05.564.8653.7		05.565.9953.1 05.565.9953.3 05.565.9953.7		01.006.1553.1 01.006.1553.0	
		<p>* Note: Connections with manual disconnect are not approved according to VDE 0606 (fixed installations, for example in buildings). The VDE 0627 regulation will still apply nevertheless. Also see the "Installation instructions"!</p>					

# Accessories and sample kits

	Crimp contacts*		Crimping tool:		Ferrules		Insertion tool	
	For safely covering unused male or female connectors.		With system kit		For RST 20i3 spring clamp connectors with insulating sleeve for wires of 0.5 mm <sup>2</sup> according to DIN 46228-E0,5-10 0.75 mm <sup>2</sup> accord. to DIN 46228-E0,75-12 1.0 mm <sup>2</sup> accord. to DIN 46228-E1,0-12 1.5 mm <sup>2</sup> accord. to DIN 46228-E1,5-12 <b>Material:</b> <b>Sleeve:</b> Polypropylene; temperature resistance up to 105°C, tracking resistant <b>Tube:</b> E-Cu, galvanically tin-plated		For termination points with spring clamp technology for ferrules 0.08 – 6 mm <sup>2</sup> , AWG 28 – 10  • Square compression • Releasable latch • Compression adjustable  Total length: 174 mm	
Color	Part No.	Std. Pack	Part No.	Std. Pack	Part No.	Std. Pack	Part No.	Std. Pack
<b>Female contacts</b>	available in the 3rd quarter of 2006		available in the 3rd quarter of 2006					
	Marking (groove)							
without	0.75 – 1.0 mm <sup>2</sup>	02.125.5521.8	100	<b>Crimping tool</b> 95.101.0800.0	<b>0.5 mm<sup>2</sup> white</b> 06.600.3827.0		95.101.1300.0	1
1	1.5 mm <sup>2</sup>	02.125.5621.8	100	<b>Crimping die B</b> 05.502.2100.0	<b>0.75 mm<sup>2</sup> gray</b> 06.600.3727.0			
2	2.5 mm <sup>2</sup>	02.125.5721.8	100	<b>Contact positioner</b> 05.502.3600.0	<b>1.00 mm<sup>2</sup> red</b> 06.600.3627.0			
3	4.0 mm <sup>2</sup>	02.125.5821.8	100		<b>1.50 mm<sup>2</sup> black</b> 06.600.3927.0			
Color	Part No.	Std. Pack	Part No.	Std. Pack	Part No.	Std. Pack	Part No.	Std. Pack
<b>Male contacts</b>	available in the 3rd quarter of 2006		<b>Unlocking tool</b> for crimp contacts		<b>Screwdriver</b> accord. to DIN 5264			
	Marking (groove)					For opening the clamping body of the spring contacts for the GST 18 connector systems and DIN rail terminal blocks 0.6 x 3.5 mm blade		
without	0.75 – 1.0 mm <sup>2</sup>	05.545.0021.8	100	05.502.3500.0	06.502.4000.0			
1	1.5 mm <sup>2</sup>	05.545.0121.8	100		for RST spring clamp connections 0.4 x 2.5 mm blade			
2	2.5 mm <sup>2</sup>	05.545.0221.8	100		06.502.4300.0			
3	4.0 mm <sup>2</sup>	05.545.0321.8	100					

\* Available on straps or in magazines on request

# Accessories

RST 20i3 sample kit	RST 20i5 sample kit	RST 20i2...i5 sample kit	Sample illumination cable
<p>to try out</p> <p>Contents:</p> <ul style="list-style-type: none"> <li>- Connectors</li> <li>- Device connections</li> <li>- End caps</li> </ul>	<p>to try out</p> <p>Contents:</p> <ul style="list-style-type: none"> <li>- Connectors</li> <li>- Device connections</li> <li>- End caps</li> </ul>	<p>Complete kit</p> <p>Contents:</p> <ul style="list-style-type: none"> <li>- Connectors, including all codings</li> <li>- Appliance connectors</li> <li>- Cable assemblies</li> <li>- Distributor</li> <li>- End caps</li> </ul>	<p>Sample piece</p> <p>Contents:</p> <ul style="list-style-type: none"> <li>- RST 20i2 connector pre-assembled with illumination cable</li> <li>- Lamp base and end piece (no lamp)</li> </ul>
<p>Part No.      Std. Pack</p>	<p>Part No.      Std. Pack</p>	<p>Part No.      Std. Pack</p>	<p>Part No.      Std. Pack</p>
			
<p>99.429.0000.0</p>	<p>99.430.0000.0</p>	<p>99.431.0000.0</p>	<p>99.490.0000.0</p>
<p><b>Additional gaskets available on request</b></p> 			<p>The illumination cable is not a standard Wieland product.</p>
<p>Available on request</p>			