SR13D-A1

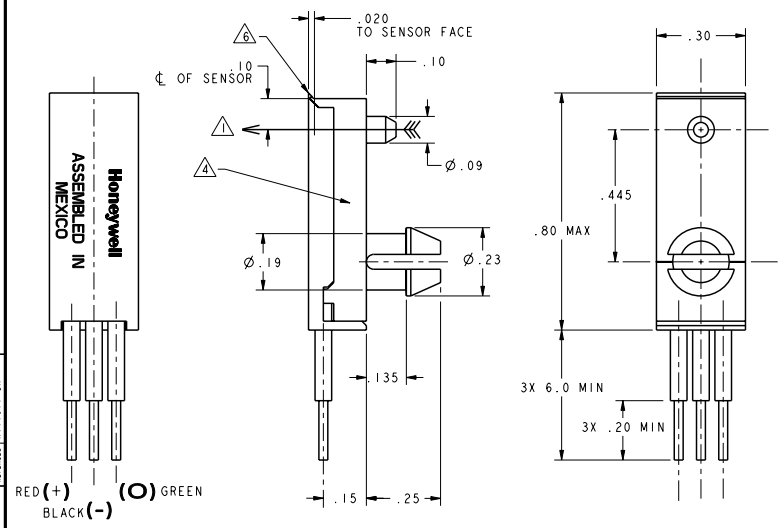

MAGNETIC CHARACTERISTICS (2)

TEMPERATURE RANGE	25°C	-20°C TO 85°C
OPERATING GAUSS MAX	115	135
RELEASE GAUSS MIN	20	15
DIFFERENTIAL GAUSS MIN	20	8

ELECTRICAL CHARACTERISTICS -40 TO 125°C 4.5 TO 24 VDC

	MINIMUM	MAXIMUM
SUPPLY CURRENT		13 mA
OUTPUT VOLTAGE (ON) (SINKING 10 mA)		0.4 VOLTS
VOLTAGE APPPLIED TO OUTPUT (OFF)		24 VOLTS
OUTPUT CURRENT MAX		20 mA
OUTPUT LEAKAGE CURRENT (OFF)		5 µA
OUTPUT SWITCHING TIME		
RISE TIME (10% TO 90%)		1.5 µS
FALL TIME (90% TO 10%)		1.5 µS

ABSOLUTE MAXIMUM RATINGS (3)

TEMPERATURE	-40°C TO +150°C
SUPPLY VOLTAGE	-1 VDC TO 25 VDC
VOLTAGE EXTERNALLY APPLIED TO OUTPUT	25 VDC WITH SWITCH IN OFF COND. ONLY -0.5 VDC WITH SWITCH IN ON OR OFF COND.
OUTPUT CURRENT	50 mA
MAGNETIC FLUX	NO LIMIT

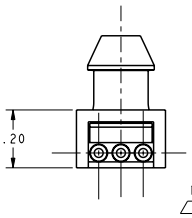

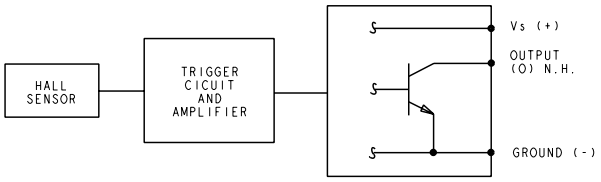

BLOCK DIAGRAM CURRENT SINKING OUTPUT

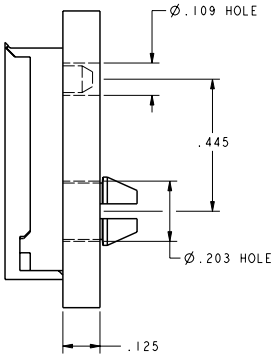

SUGGESTED MOUNTING DETAIL

NOTES

1. THE MAGNETIC FLUX USED TO OPERATE THE SWITCH MUST BE IN THE DIRECTION AND LOCATION SHOWN (THIS ASSUMES THE CONVENTION THAT THE DIRECTION OF THE EXTERNAL FLUX OF A MAGNET IS FROM THE NORTH TO THE SOUTH POLE OF THE MAGNET)
2. THE MAGNETIC FIELD STRENGTH (GAUSS) REQUIRED TO CAUSE THE SWITCH TO CHANGE STATE (OPERATE AND RELEASE) WILL BE AS SPECIFIED IN THE MAGNETIC CHARACTERISTICS. TO TEST THE SWITCH AGAINST THE SPECIFIED MAGNETIC CHARACTERISTICS THE SWITCH MUST BE PLACED IN A UNIFORM MAGNETIC FIELD
3. ABSOLUTEE MAXIMUM RATINGS ARE NOT GUARANTEED AS THE MAXIMUM LIMITS (ABOVE RECOMMENDED OPERATING CONDITIONS) ARE APPROACHED NOR WILL THE DEVICE NECESSARILY OPERATE AT MAXIMUM RATING
4. DATE CODE(YYWW) AND PART NUMBER LOCATED IN THIS AREA

5 - LEADWIRES ARE 24 GAUGE STRANDED

6. AFTER CLOSURE, HINGE BULGING IS ACCEPTABLE, BUT ANY JAGGED TEARING CAUSING LARGE SEPARATIONS GREATER THAN .010 IS UNACCEPTABLE

CAUTION ELECTROSTATIC SENSITIVE DEVICES DO NOT OPEN OR HANDLE EXCEPT AT STATIC FREE WORKSTATION

ESD SENSITIVITY: CLASS 3

ANSI Y14.5M-1982 APPLIES

THIS DRAWING COVERS A PROPRIETARY ITEM AND IS THE PROPERTY OF MICRO SWITCH, A DIVISION OF HONEYWELL. THIS DRAWING IS NOT TO BE COPIED OR USED WITHOUT THE APPROVAL OF MICRO SWITCH.

MICRO SWITCH a Honeywell Division
FED. MFG. CODE 91929

MAGNETICALLY OPERATED HALL SENSOR

CATALOG LISTING
SR13D-A1

THIRD ANGLE PROJECTION
SCALE 4 : 1
DO NOT SCALE PRINT

UNLESS OTHERWISE SPECIFIED TOLERANCES ARE

ONE PLACE	(.0)	±.030
TWO PLACES	(.00)	±.015
THREE PLACES	(.000)	±.005
ANGLES		±

WEIGHT

SR13D-A1 SHEET 1 OF 1
DRAWING NUMBER
RELEASE NO. DR-5244
REPLACES X111671-SR
ISSUE 4
CHECK
REVISIONS
A PO 24132 LJK 30 JUN 99
B CO 95556 TSR 13 OCT 99
C 201747 GRY 21 NOV 00
CHECK
21MAY99
JAF
CHECK
21MAY99
LJK
DRAWN
PTC/CAD 3D

Downloaded from Elcodis.com electronic components distributor