


Push Button Switches



Round

Square

Rectangular

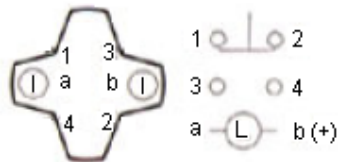


Round:

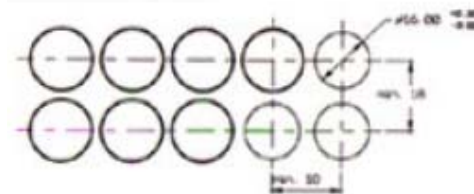
Mounting Dimensions



Bottom View



Dimensions



Dimensions : Millimetres

Square:

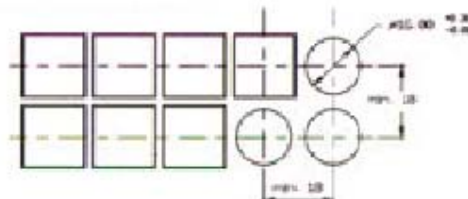
Mounting Dimensions



Bottom View



Dimensions



Dimensions : Millimetres

<http://www.farnell.com>
<http://www.newark.com>
<http://www.cpc.co.uk>



Push Button Switches



Rectangular:

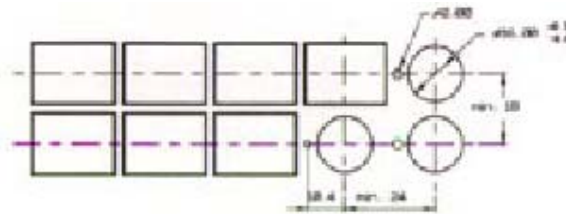
Mounting Dimensions



Bottom View



Dimensions



Dimensions : Millimetres

Specifications:

- Switch system : Each contact block has one double break snap action switching mechanism.
- Switch mode : Momentary or alternate action, 1 to 4 poles.
- Contact material : Soldering type-silver is standard;
: Socket type-pin with golden plating.
- Body material : High-grade temperature thermoplastic.
: Contact housing moulded in electrical high-grade thermosetting plastic.
- Operating travel : 3.0mm.
- Actuating force : 2 to 5N depending on number of contact block.
- Mechanical lifetime : >2 million operations.
- Electric rating : 250V ac, 5A, 125V ac, 8A, 250V dc, 0.2A and 24V dc, 6A.

Specification Table

Type	Description	Part Number
Round	Switch, SPDT, MOM, Round, 18mm	D16-LMR1-1AB
	Switch, DPDT, MOM, Round, 18mm	D16-LMR1-2AB
	Switch, SPDT, Latching, Round, 18mm	D16-LAR1-1AB
	Switch, DPDT, Latching, Round, 18mm	D16-LAR1-2AB
Square	Switch, SPDT, MOM, 18 x 18mm	D16-LMS1-1AB
	Switch, DPDT, MOM, 18 x 18mm	D16-LMS1-2AB
	Switch, SPDT, Latching, 18 x 18mm	D16-LAS1-1AB
	Switch, DPDT, Latching, 18 x 18mm	D16-LAS1-2AB
Rectangular	Switch, SPDT, MOM, 18 x 24mm	D16-LMT1-1AB
	Switch, DPDT, MOM, 18 x 24mm	D16-LMT1-2AB
	Switch, SPDT, Latching, 18 x 24mm	D16-LAT1-1AB
	Switch, DPDT, Latching, 18 x 24mm	D16-LAT1-2AB

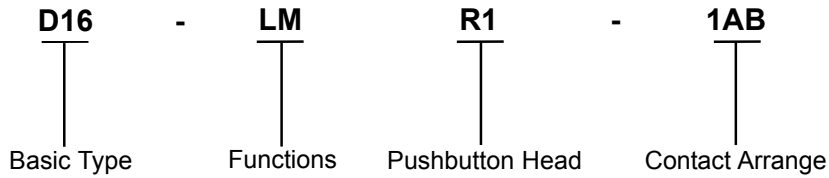
<http://www.farnell.com>
<http://www.newark.com>
<http://www.cpc.co.uk>






Push Button Switches



Part Number Explanation:



- Basic Type** : D16 = ϕ 16mm.
- Functions** : LM = Soldering type pushbutton switches with momentary action,
LA = Soldering type pushbutton switches with alternate action.
- Pushbutton Head** :
- R1 S1 T1
- 


- Contact Arrange** : 1AB = 1 NO + 1 NC, 2AB = 2 NO + 2 NC.

Round (Concave)



Part Number Table

Description	Part Number
Lens, Blue, Round, 18mm, For D16	50-001-01
Lens, Green, Round, 18mm, For D16	50-001-02
Lens, Orange, Round, 18mm, For D16	50-001-03
Lens, Red, Round, 18mm, For D16	50-001-04
Lens, White, Round, 18mm, For D16	50-001-05
Lens, Yellow, Round, 18mm, For D16	50-001-06
Lens, Blue, 18 x 18mm, For D16	50-003-01
Lens, Green, 18 x 18mm, For D16	50-003-02
Lens, Orange, 18 x 18mm, For D16	50-003-03
Lens, Red, 18 x 18mm, For D16	50-003-04
Lens, White, 18 x 18mm, For D16	50-003-05
Lens, Yellow, 18 x 18mm, For D16	50-003-06

Push Button Switches



Part Number Table

Description	Part Number
Lens, Blue, 18 x 24mm, For D16	50-002-01
Lens, Green, 18 x 24mm, For D16	50-002-02
Lens, Orange, 18 x 24mm, For D16	50-002-03
Lens, Red, 18 x 24mm, For D16	50-002-04
Lens, White, 18 x 24mm, For D16	50-002-05
Lens, Yellow, 18 x 24mm, For D16	50-002-06

Protection Cap



Specifications:

- 50-011-01 : For square head (90°).
- 50-010-01 : Most requirement of IP65, two pieces of transparent plastic, rectangular head.
- 50-011-02 : For rectangular head (90°)

Part Number Table

Description	Part Number
Cover, Protection, 18 x 18mm, For D16	50-011-01
Cover, Splashguard, 18 x 24mm, For D16	50-010-01
Cover, Protection, 18 x 24mm, For D16	50-011-02

Disclaimer This data sheet and its contents (the "Information") belong to the Premier Farnell Group (the "Group") or are licensed to it. No licence is granted for the use of it other than for information purposes in connection with the products to which it relates. No licence of any intellectual property rights is granted. The Information is subject to change without notice and replaces all data sheets previously supplied. The Information supplied is believed to be accurate but the Group assumes no responsibility for its accuracy or completeness, any error in or omission from it or for any use made of it. Users of this data sheet should check for themselves the Information and the suitability of the products for their purpose and not make any assumptions based on information included or omitted. Liability for loss or damage resulting from any reliance on the Information or use of it (including liability resulting from negligence or where the Group was aware of the possibility of such loss or damage arising) is excluded. This will not operate to limit or restrict the Group's liability for death or personal injury resulting from its negligence. SPC Multicomp is the registered trademark of the Group. © Premier Farnell plc 2009.

<http://www.farnell.com>
<http://www.newark.com>
<http://www.cpc.co.uk>

