





PACK Pushbutton Control Units



Legend	Product description	Contacts	Order references
Single Station			
	Green standard button	n.o.	1G0
○	Red standard button	n.c.	1RC
○	Red stayput button 37mm (turn to release)	n.c.	1RSC
EMERGENCY STOP	Red stayput button 37mm (turn to release) latch before break - to EN418	n.c.	1RSC-EN
○	Red stayput button 50mm (turn to release)	n.c.	1RMSC 50
EMERGENCY STOP	Red mushroom head stayput button (with key release) - to EN418	n.c.	1RMSKC
○/	Two-position hand operated switch	n.o.	1H2 0-1
○/	Two-position key switch (key removable both positions)	n.o.	1K2 0-1
/○/	Three position hand operated switch	Two n.o.	1H 3 I-0-1 I
Two Station			
○/	Green and Red standard buttons	n.c. + n.o.	2G0RC
EMERGENCY/ STOP	Green standard button and Red stayput button (turn to release) - to EN418	n.c. + n.o.	2G0RSC-EN
Three Station			
⇐ /○/ ⇒	Two Green and One Red standard buttons	n.o. + n.c. + n.o.	3G0G0RC
⇐/EMERGENCY/ STOP⇒	Two Green standard buttons plus Red stayput button (turn to release) - to EN418	n.o. + n.c. + n.o.	3G0G0RSC-EN
Stainless steel enclosed			
EMERGENCY STOP	Red stayput button 37mm (turn to release) latch before break - to EN418	n.c.	1RSC-ENSS
Spares			
	Replacement contact block	n.o.	1NO
	Replacement contact block	n.c.	1NC

Machinery, Low Voltage & EMC Directives:

The products described in this document conform to relevant EU Directives and Standards. They are intended for use by competent personnel with the skills necessary to effect safe and reliable installation. The performance of the overall system in which the products are employed is the sole responsibility of the installer. Whilst every care has been taken in the preparation of this leaflet, no liability is accepted for any consequence of its use. No notice is given of any patent or should be assumed. All dimensions quoted are approximate only and subject to change without notice, as are other technical features resulting from continual development and improvement.

Entrelec (UK) Ltd, B6 Dolphin Way,
Shoreham-by-Sea, West Sussex
BN43 6NZ
Tel: 01273 440140 Fax: 01273 440031

Entrelec MTE Ltd, Stephenson Road,
Leigh-on-Sea, Essex SS9 5LY
Tel: 01702 421124 Fax: 01702 421449
www.entrelec-mte.co.uk

entrelec



PACK Pushbutton Control Units - Dimensions

Legend	Product description	Contacts	Order references	Approximate Dimensions (mm)		
				H	W	D
Single Station						
I	Green standard button	n.o.	1G0	84	84	72
O	Red standard button	n.c.	1RC	84	84	72
O	Red stayput button 37mm (turn to release)	n.c.	1RSC	84	84	96
EMERGENCY STOP	Red stayput button 37mm (turn to release) latch before break - to EN418	n.c.	1RSC-EN	84	84	98
O	Red stayput button 50mm (turn to release)	n.c.	1RMSC 50	84	84	96
EMERGENCY STOP	Red mushroom head stayput button (with key release) - to EN418	n.c.	1RMSKC	84	84	96
O/I	Two-position hand operated switch	n.o.	1H2 0-I	84	84	82
O/I	Two-position key switch (key removable both positions)	n.o.	1K2 0-I	84	84	88
I/O/I	Three position hand operated switch	Two n.o.	1H 3 I-0-I 1	84	84	82
Two Station						
O/I	Green and Red standard buttons	n.c. + n.o.	2G0RC	84	125	72
O/I	Green standard button and Red stayput button (turn to release)	n.c. + n.o.	2G0RSC	84	125	96
EMERGENCY/STOP	Green standard button and Red stayput button (turn to release) - to EN418	n.c. + n.o.	2G0RSC-EN	84	125	98
Three Station						
⇐/O/I⇒	Two Green and One Red standard button	n.o. + n.c. + n.o.	3G0G0RC	70	148	79
⇐/O/I⇒	Two Green standard buttons plus Red stayput button (turn to release)	n.o. + n.c. + n.o.	3G0G0RSC	70	148	103
⇐/EMERGENCY/STOP⇒	Two Green standard buttons plus Red stayput button (turn to release) - to EN418	n.o. + n.c. + n.o.	3G0G0RSC-EN	70	148	105
Stainless steel enclosed						
EMERGENCY STOP	Red stayput button 37mm (turn to release) latch before break - to EN418	n.c.	S1RSC-EN	106	140	148

PACK Enclosed Terminals - **NEW** Dimensions

Number of Terminals	Amps (Ith)	Order Reference	Approximate Dimensions (mm)		
			H	W	D
Junction Box					
5		5-JB2.5	88	88	53
2.5mm Terminals					
5	24	5TERM 2.5	160	118	108
10	24	10TERM 2.5	160	118	108
4mm Terminals					
5	32	5TERM 4	160	118	108
10	32	10TERM 4	160	118	108

PACK EXPRESS FAX: 01702 421449

Machinery, Low Voltage & EMC Directives:

The products described in this document conform to relevant EU Directives and Standards. They are intended for use by competent personnel with the skills necessary to effect safe and reliable installation. The performance of the overall system in which the products are employed is the sole responsibility of the installer. Whilst every care has been taken in the preparation of this leaflet, no liability is accepted for any consequences of its use. No licence to use any patent should be assumed. All dimensions quoted are approximate only and subject to change without notice, as are other technical features resulting from continual development and improvement.

MTE

MTE Limited, Stephenson Road,
Leigh-on-Sea, Essex SS9 5LS
Tel: 01702 421124 Fax: 01702 421449
www.mte.co.uk

CE