

SIRIUS Detecting Product Overview of 3SE5 Position Switches



Brochure • November 2006

Low-Voltage

CONTROLS AND DISTRIBUTION



SIEMENS

Precise and reliable: Our SIRIUS Detecting Devices

There is a lot of information in the field.

To capture the data accurately, you need devices which you can rely on. Our comprehensive range of SIRIUS detecting devices is just what you need for nearly any field-level application. Our mechanical high-precision sensors dependably detect any motion sequence, convert the event into electrical signals and transmit the data to your control systems, so that you can immediately shut down your machines and systems if a fault occurs. Reliably and with everything under control.

**Always in step with developments:
the complete range of detecting devices**

Whatever information you need and no matter how you want to get it, our portfolio offers the right solution. From standard position switches in a plastic or metal enclosure for any conceivable standard or safety-related application, to position switches with short-stroke contact block for high-precision disconnect, and position switches with separate actuator or with solenoid interlocking, e.g. for the secure interlocking of protective doors.

We also offer a complete range of non-contact sensors to help you monitor the entire process in any application. Our portfolio includes optical sensors such as light curtains and laser scanners as well as our dependable family of proximity switches.

Whether you use the switches for standard functions or in safety circuits, no unexpected movement escapes our detecting devices no matter how harsh the conditions are. Positive-opening IEC 60947-5-1 compliant contacts are suitable for use as mechanical position switches in applications up to EN 954-1 Category 4.



Contents

Introduction

| | |
|------------------------------------|---|
| SIRIUS Detecting Devices | 2 |
|------------------------------------|---|

Standard Position Switches

| | |
|--|----|
| Plastic enclosures, 31 mm, according to EN 50047 | 8 |
| Plastic enclosures, 50 mm | 12 |
| Metal enclosures, 40 mm, according to EN 50041 | 16 |
| Metal enclosures, 56 mm | 20 |
| Open-type standard position switches | 24 |

Safety Position Switches

| | |
|--------------------------------------|----|
| With separate actuator | 26 |
| With solenoid interlocking | 28 |
| Hinge switches | 32 |

| | |
|--|----|
| ASIsafe  | 33 |
|--|----|


| | |
|----------------|----|
| ATEX | 42 |
|----------------|----|



Your Field Level Informants: SIRIUS Standard Position Switches

SIRIUS standard position switches give you the dependable performance you need in your everyday industrial applications thanks to their modular, consistent design with a wide choice of variants and enormous variety of operating mechanisms. If you are looking for a low-cost, durable solution for applications with less stringent safety requirements, for example to detect hazardous motion of machine parts or to monitor safety devices, SIRIUS standard position switches are just what you are looking for.

Standardized designs and functions make it easy for you to select the right switch, and they also facilitate simple, efficient stockage, installation, wiring and maintenance. Our wide range of products is designed for applications up to EN 954-1 Category 4 when you select the right product and use them properly in conjunction with fail-safe monitoring units such as the 3TK28, ASISafe, SIMATIC or SINUMERIK.

All modules/devices which have positive-opening code  can be used in safety circuits.

New features


Even more compact, modular, simple to connect: Standard position switches have to offer more and more features. We have developed our new generation of SIRIUS standard position switches to meet market demands and offer you a whole series of advantages:

- **Modular design** with many standardized components reduces the number of variants, simplifies part stockage and increases the availability of spare parts.
- **Plug-in design** and a standardized interface simplify installation and replacement of the actuator heads.
- All **actuator heads can be rotated in 22.5° increments.**
- **Quick-connect technology on our plastic enclosures** according to EN 50047 (31 mm wide) **reduces installation time by up to 25 %.**
- The entire **ASISafe electronics are now integrated into the standard enclosure** – ASISafe now does not take up any extra space.
- **LED displays** are available **for all enclosures**, making it easier to perform on-site diagnosis (24 V DC and 115 – 230 V AC available).
- **The new 3-pole contact block** offers redundant disconnect and additional signaling for added safety, and it does not take up any more space than 2-pole contact blocks.
- Short-stroke contact blocks with 1 NO/1 NC improve the precision of switching operations.
- The 1 NO/1 NC snap-action contact with 2.2 mm x 2 mm contact opening is suitable for simultaneous disconnect and signaling in the elevator industry.

The modular design of the new generation of standard position switches saves time and increases flexibility during installation of a whole range of switch variants.

The Advantages at a Glance

Easy plug-in method –
for fast replacement of the actuator heads



- ① Open the cover
- ② Actuate the locking lever
- ③ Replace the actuator head

ASIsafe electronics integrated in standard enclosure



Fast connection method for plastic enclosures








Optional LED displays for all enclosures



Selection Criteria for Standard Position Switches

Enclosure designs

| Enclosures | Degree of protection | Number of screw connections M20 x 1.5 |
|--|----------------------|--|
|  Open-type | IP20 | -- |
|  Plastic enclosure, 31 mm wide, according to EN 50047 | IP65 | 1 |
|  Plastic enclosure, 50 mm wide | IP66, IP67 | 2 (suitable for looping through cables) |
|  Metal enclosure, 40 mm wide, according to EN 50041 | IP66, IP67 | 1 |
|  Metal enclosure, 56 mm wide | IP66, IP67 | 3 (suitable for looping through cables) |

Contacts

| | |
|---|--|
| Snap-action contact 1 NO/1 NC or 1 NO/2 NC | NC contacts and NO contacts switch at the same time regardless of the actuation speed |
| Slow-action contact 1 NO/1 NC or 1 NO/2 NC | Difference in travel between "NC contact opens" and "NO contact closes"; the switching speed is the same as or proportional to the actuation speed |

Actuators

Please note:

- Direction of approach
- Actuation speed
- Form of actuating element
- Favorable material pair (actuator head - actuator)

Rounded plungers and roller plungers

- Operation in direction of the plunger axis or with bar at right angles to the plunger axis
- Rounded plungers and roller plungers have an additional overtravel and hence a larger operating distance
- The roller plunger is recommended for lateral actuation and relatively long overtravel

Roller levers and angular roller levers

- Depending on the direction of starting (left or right), various approach angles ($\alpha = 30^\circ$) and trailing angles ($\gamma = 45^\circ$) are possible
- For actuators made of finely ground steel in the form of cams, straight-edges or cam disks

Twist levers and rod actuators

- For a high starting speed ($v = 1.5$ m/s)
- Variety of starting options
- Insensitive to oil, grinding dust, ice and coarse-grained material
- With the twist lever the maximum approach angle is always equal to the maximum trailing angle
- Rod actuator – when no actuator with approach and trailing angle is possible
- 10° adjustment of the twist lever possible

Spring rods

- Can be used for undefined actuations and changing starting conditions
- Starting from any direction

Roller plungers for central fixing with M18 x 1 thread

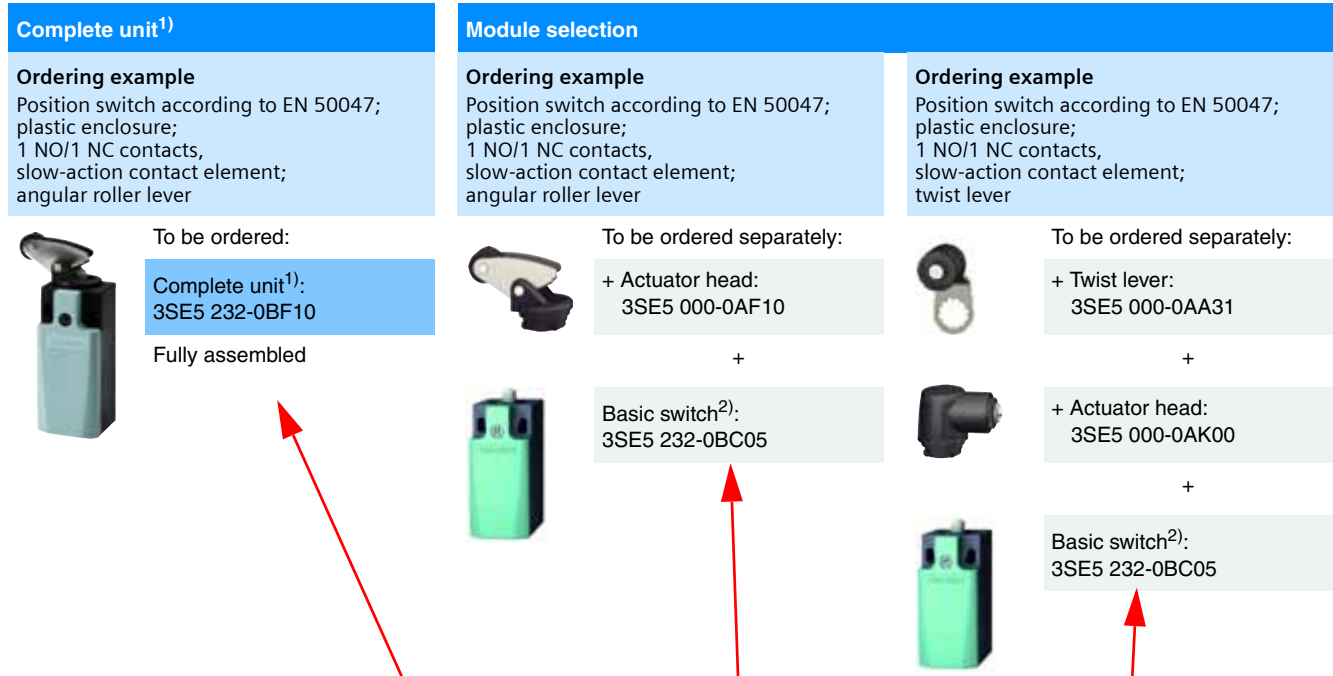
- Fast assembly
- Easy adjustment

Fork levers



- Switchable in two directions
- Latching actuator
- For reciprocating movements



Ordering Notes on Selection Tables for 3SE5 Position Switches



Excerpt from ordering table

| | | | | Angular roller levers | Twist levers according to EN 50047 |
|-----------------------|----------------------------|-------------------|-----------------------------------|--|---|
| | | | |  |  |
| | | | | Metal levers | High-grade steel levers |
| | | | | Plastic rollers | Plastic rollers |
| | | | | ↑ $v_{max.} = 1 \text{ m/s}$ ↻ | ↔ $v_{max.} = 1 \text{ m/s}$ ↻ |
| Contact block | LED display | Connection | Complete unit¹⁾ | 3SE5 232-0BF10 | -- |
| Con- tacts | Contact element | | Basic switch²⁾ | 3SE5 232-0BC05 | 3SE5 232-0BC05 |
| 1 NO/1 NC | Slow action | 1 x (M20 x 1.5) | + Actuator head | 3SE5 000-0AF10 | 3SE5 000-0AK00 |
| | | | + Twist lever | -- | 3SE5 000-0AA31 |

1) Each complete unit can also be ordered as a module.
2) A basic switch comprises an enclosure with contacts and a cover.

Standard Position Switches
Plastic Enclosures, 31 mm

Switching points and mounting according to EN 50047, IP65

Complete unit and Module selection



| Contact block | | LED display | Connection | Plunger and lever types | | | | | | | | | | |
|--|---|-----------------------------------|---------------------|------------------------------|-----------------------------|-----------------------------|-----------------------------|---------------------------------|-----------------------------|-----------------------------|-----------------------------|-----------------------------|-----------------------------|---------------------|
| | | | | Rounded plungers | | Roller plungers | | | | Roller levers | | | Angular roller levers | |
| Contacts | Contact element | | | (Integrated in basic switch) | PTFE plungers | Plastic rollers | High-grade steel rollers | Plastic rollers, central fixing | Metal levers | High-grade steel rollers | High-grade steel levers | Metal levers | High-grade steel levers | |
| | | | | | ↓ $v_{max} = 1 \text{ m/s}$ | ↔ $v_{max} = 1 \text{ m/s}$ | ↔ $v_{max} = 1 \text{ m/s}$ | ↔ $v_{max} = 1 \text{ m/s}$ | ↔ $v_{max} = 1 \text{ m/s}$ | ↔ $v_{max} = 1 \text{ m/s}$ | ↔ $v_{max} = 1 \text{ m/s}$ | ↔ $v_{max} = 1 \text{ m/s}$ | ↔ $v_{max} = 1 \text{ m/s}$ | |
| 1 NO/ 1 NC | Slow action | without | 1 x (M20 x 1.5) | Complete unit | 3SE5 232-0BC05 | 3SE5 232-0BD03 | -- | -- | 3SE5 232-0BE10 | -- | -- | -- | -- | |
| | | | | Basic switch | -- | 3SE5 232-0BC05 | 3SE5 232-0BC05 | 3SE5 232-0BC05 | 3SE5 232-0BC05 | 3SE5 232-0BC05 | 3SE5 232-0BC05 | 3SE5 232-0BC05 | 3SE5 232-0BC05 | 3SE5 232-0BC05 |
| | | + Actuator head | -- | 3SE5 000-0AD03 | 3SE5 000-0AD04 | 3SE5 000-0AD10 | 3SE5 000-0AE10 | 3SE5 000-0AE11 | 3SE5 000-0AE12 | 3SE5 000-0AF10 | 3SE5 000-0AF12 | 3SE5 000-0AF10 | 3SE5 000-0AF12 | |
| | | M12 plug, 4-pole | Complete unit | 3SE5 234-0BC05-1AC4 | -- | -- | -- | -- | -- | -- | -- | -- | -- | -- |
| | | | Basic switch | -- | 3SE5 234-0BC05-1AC4 | 3SE5 234-0BC05-1AC4 | 3SE5 234-0BC05-1AC4 | 3SE5 234-0BC05-1AC4 | 3SE5 234-0BC05-1AC4 | 3SE5 234-0BC05-1AC4 | 3SE5 234-0BC05-1AC4 | 3SE5 234-0BC05-1AC4 | 3SE5 234-0BC05-1AC4 | 3SE5 234-0BC05-1AC4 |
| | | + Actuator head | -- | 3SE5 000-0AD03 | 3SE5 000-0AD04 | 3SE5 000-0AD10 | 3SE5 000-0AE10 | 3SE5 000-0AE11 | 3SE5 000-0AE12 | 3SE5 000-0AF10 | 3SE5 000-0AF12 | 3SE5 000-0AF10 | 3SE5 000-0AF12 | |
| | Snap action integrated, not replaceable | without | 1 x (M20 x 1.5) | Complete unit | 3SE5 232-0HC05 | 3SE5 232-0HD03 | -- | -- | 3SE5 232-0HE10 | -- | -- | -- | 3SE5 232-0HF10 | -- |
| | | | | Basic switch | -- | 3SE5 232-0HC05 | 3SE5 232-0HC05 | 3SE5 232-0HC05 | 3SE5 232-0HC05 | 3SE5 232-0HC05 | 3SE5 232-0HC05 | 3SE5 232-0HC05 | 3SE5 232-0HC05 | 3SE5 232-0HC05 |
| | | + Actuator head | -- | 3SE5 000-0AD03 | 3SE5 000-0AD04 | 3SE5 000-0AD10 | 3SE5 000-0AE10 | 3SE5 000-0AE11 | 3SE5 000-0AE12 | 3SE5 000-0AF10 | 3SE5 000-0AF12 | 3SE5 000-0AF10 | 3SE5 000-0AF12 | |
| | | M12 plug, 4-pole | Complete unit | 3SE5 234-0HC05-1AC4 | 3SE5 234-0HD03-1AC4 | -- | -- | 3SE5 234-0HE10-1AC4 | -- | -- | -- | -- | 3SE5 234-0HF10-1AC4 | -- |
| | | | Basic switch | -- | 3SE5 234-0HC05-1AC4 | 3SE5 234-0HC05-1AC4 | 3SE5 234-0HC05-1AC4 | 3SE5 234-0HC05-1AC4 | 3SE5 234-0HC05-1AC4 | 3SE5 234-0HC05-1AC4 | 3SE5 234-0HC05-1AC4 | 3SE5 234-0HC05-1AC4 | 3SE5 234-0HC05-1AC4 | 3SE5 234-0HC05-1AC4 |
| | | + Actuator head | -- | 3SE5 000-0AD03 | 3SE5 000-0AD04 | 3SE5 000-0AD10 | 3SE5 000-0AE10 | 3SE5 000-0AE11 | 3SE5 000-0AE12 | 3SE5 000-0AF10 | 3SE5 000-0AF12 | 3SE5 000-0AF10 | 3SE5 000-0AF12 | |
| Snap action, short stroke, not replaceable | without | 1 x (M20 x 1.5) | Complete unit | 3SE5 232-0FC05 | -- | -- | -- | -- | -- | -- | -- | -- | -- | |
| | | | Basic switch | -- | 3SE5 232-0FC05 | 3SE5 232-0FC05 | 3SE5 232-0FC05 | 3SE5 232-0FC05 | 3SE5 232-0FC05 | 3SE5 232-0FC05 | 3SE5 232-0FC05 | 3SE5 232-0FC05 | 3SE5 232-0FC05 | |
| + Actuator head | -- | 3SE5 000-0AD03 | 3SE5 000-0AD04 | 3SE5 000-0AD10 | 3SE5 000-0AE10 | 3SE5 000-0AE11 | 3SE5 000-0AE12 | 3SE5 000-0AF10 | 3SE5 000-0AF12 | 3SE5 000-0AF10 | 3SE5 000-0AF12 | | | |
| 1 NO/ 2 NC | Slow-action contact | without | 1 x (M20 x 1.5) | Complete unit | 3SE5 232-0KC05 | 3SE5 232-0KD03 | -- | -- | 3SE5 232-0KE10 | -- | -- | 3SE5 232-0KF10 | -- | |
| | | | | Basic switch | -- | 3SE5 232-0KC05 | 3SE5 232-0KC05 | 3SE5 232-0KC05 | 3SE5 232-0KC05 | 3SE5 232-0KC05 | 3SE5 232-0KC05 | 3SE5 232-0KC05 | 3SE5 232-0KC05 | 3SE5 232-0KC05 |
| | | + Actuator head | -- | 3SE5 000-0AD03 | 3SE5 000-0AD04 | 3SE5 000-0AD10 | 3SE5 000-0AE10 | 3SE5 000-0AE11 | 3SE5 000-0AE12 | 3SE5 000-0AF10 | 3SE5 000-0AF12 | 3SE5 000-0AF10 | | |
| | | M12 plug, 4-pole (2 NC connected) | Complete unit | 3SE5 234-0KC05-1AE0 | -- | -- | -- | -- | -- | -- | -- | -- | 3SE5 234-0KC05-1AE0 | -- |
| | | | Basic switch | -- | 3SE5 234-0KC05-1AE0 | 3SE5 234-0KC05-1AE0 | 3SE5 234-0KC05-1AE0 | 3SE5 234-0KC05-1AE0 | 3SE5 234-0KC05-1AE0 | 3SE5 234-0KC05-1AE0 | 3SE5 234-0KC05-1AE0 | 3SE5 234-0KC05-1AE0 | 3SE5 234-0KC05-1AE0 | 3SE5 234-0KC05-1AE0 |
| | | + Actuator head | -- | 3SE5 000-0AD03 | 3SE5 000-0AD04 | 3SE5 000-0AD10 | 3SE5 000-0AE10 | 3SE5 000-0AE11 | 3SE5 000-0AE12 | 3SE5 000-0AF10 | 3SE5 000-0AF12 | 3SE5 000-0AF10 | 3SE5 000-0AF12 | |
| | Snap-action contact | without | 1 x (M20 x 1.5) | Complete unit | 3SE5 232-0LC05 | 3SE5 232-0LD03 | -- | -- | 3SE5 232-0LE10 | -- | -- | 3SE5 232-0LF10 | -- | |
| | | | | Basic switch | -- | 3SE5 232-0LC05 | 3SE5 232-0LC05 | 3SE5 232-0LC05 | 3SE5 232-0LC05 | 3SE5 232-0LC05 | 3SE5 232-0LC05 | 3SE5 232-0LC05 | 3SE5 232-0LC05 | 3SE5 232-0LC05 |
| | | + Actuator head | -- | 3SE5 000-0AD03 | 3SE5 000-0AD04 | 3SE5 000-0AD10 | 3SE5 000-0AE10 | 3SE5 000-0AE11 | 3SE5 000-0AE12 | 3SE5 000-0AF10 | 3SE5 000-0AF12 | 3SE5 000-0AF10 | | |
| | | 2 LEDs, yellow / green 24 V DC | Complete unit | 3SE5 232-1LC05 | -- | -- | -- | -- | -- | -- | -- | -- | 3SE5 232-1LC05 | -- |
| | | | Basic switch | -- | 3SE5 232-1LC05 | 3SE5 232-1LC05 | 3SE5 232-1LC05 | 3SE5 232-1LC05 | 3SE5 232-1LC05 | 3SE5 232-1LC05 | 3SE5 232-1LC05 | 3SE5 232-1LC05 | 3SE5 232-1LC05 | 3SE5 232-1LC05 |
| | | + Actuator head | -- | 3SE5 000-0AD03 | 3SE5 000-0AD04 | 3SE5 000-0AD10 | 3SE5 000-0AE10 | 3SE5 000-0AE11 | 3SE5 000-0AE12 | 3SE5 000-0AF10 | 3SE5 000-0AF12 | 3SE5 000-0AF10 | 3SE5 000-0AF12 | |
| without | M12 plug, 4-pole (2 NC connected) | Complete unit | 3SE5 234-0LC05-1AE0 | -- | -- | -- | -- | -- | -- | -- | -- | 3SE5 234-0LC05-1AE0 | -- | |
| | | Basic switch | -- | 3SE5 234-0LC05-1AE0 | 3SE5 234-0LC05-1AE0 | 3SE5 234-0LC05-1AE0 | 3SE5 234-0LC05-1AE0 | 3SE5 234-0LC05-1AE0 | 3SE5 234-0LC05-1AE0 | 3SE5 234-0LC05-1AE0 | 3SE5 234-0LC05-1AE0 | 3SE5 234-0LC05-1AE0 | 3SE5 234-0LC05-1AE0 | |
| + Actuator head | -- | 3SE5 000-0AD03 | 3SE5 000-0AD04 | 3SE5 000-0AD10 | 3SE5 000-0AE10 | 3SE5 000-0AE11 | 3SE5 000-0AE12 | 3SE5 000-0AF10 | 3SE5 000-0AF12 | 3SE5 000-0AF10 | 3SE5 000-0AF12 | | | |

For ordering notes see page 7.

Standard Position Switches
Plastic Enclosures, 31 mm
Switching points and mounting
according to EN 50047, IP65

Complete unit and
Module selection



| Contact block | | LED display | Connection | Spring rod actuators | | Twist actuators (switching right and/or left, adjustable) | | | | | | | |
|--|---|--|----------------------------------|---------------------------------------|---|---|---|---|---|---|----------------------------------|----------------------------------|----------------|
| | | | | Plastic plungers, total length 143 mm | Twist levers according to EN 50047 | Length-adjustable twist levers | | | Rod actuators, 200 mm long | | | | |
| Contacts | Contact element | | | Plastic rollers | High-grade steel rollers | Plastic rollers | High-grade steel rollers | With latching holes, plastic rollers | Aluminum | Plastic | | | |
| | | | | $V_{max} = 1 \text{ m/s}$ | $\leftrightarrow V_{max} = 1,5 \text{ m/s}$ | $\leftrightarrow V_{max} = 1,5 \text{ m/s}$ | $\leftrightarrow V_{max} = 1,5 \text{ m/s}$ | $\leftrightarrow V_{max} = 1,5 \text{ m/s}$ | $\leftrightarrow V_{max} = 1,5 \text{ m/s}$ | $\leftrightarrow V_{max} = 1,5 \text{ m/s}$ | | | |
| 1 NO/ 1 NC | Slow action | without | 1 x (M20 x 1.5) | Complete unit | -- | 3SE5 232-0BK21 | -- | 3SE5 232-0BK50 | -- | -- | -- | -- | |
| | | | | Basic switch | -- | 3SE5 232-0BC05 | 3SE5 232-0BC05 | 3SE5 232-0BC05 | 3SE5 232-0BC05 | 3SE5 232-0BC05 | 3SE5 232-0BC05 | 3SE5 232-0BC05 | 3SE5 232-0BC05 |
| | | | | + Actuator head + Twist lever | -- | 3SE5 000-0AA00 3SE5 000-0AA21 | 3SE5 000-0AK00 3SE5 000-0AA31 | 3SE5 000-0AK00 3SE5 000-0AA50 | 3SE5 000-0AK00 3SE5 000-0AA51 | 3SE5 000-0AK00 3SE5 000-0AA60 | 3SE5 000-0AK00 3SE5 000-0AA80 | 3SE5 000-0AK00 3SE5 000-0AA82 | |
| | | M12 plug, 4-pole | Complete unit | -- | -- | -- | -- | -- | -- | -- | -- | -- | |
| | | | Basic switch | -- | 3SE5 234-0BC05-1AC4 | 3SE5 234-0BC05-1AC4 | 3SE5 234-0BC05-1AC4 | 3SE5 234-0BC05-1AC4 | 3SE5 234-0BC05-1AC4 | 3SE5 234-0BC05-1AC4 | 3SE5 234-0BC05-1AC4 | 3SE5 234-0BC05-1AC4 | |
| | | | + Actuator head + Twist lever | -- | 3SE5 000-0AA00 3SE5 000-0AA21 | 3SE5 000-0AK00 3SE5 000-0AA31 | 3SE5 000-0AK00 3SE5 000-0AA50 | 3SE5 000-0AK00 3SE5 000-0AA51 | 3SE5 000-0AK00 3SE5 000-0AA60 | 3SE5 000-0AK00 3SE5 000-0AA80 | 3SE5 000-0AK00 3SE5 000-0AA82 | | |
| | Snap action integrated, not replaceable | without | 1 x (M20 x 1.5) | Complete unit | 3SE5 232-0HR01 | 3SE5 232-0HK21 | -- | 3SE5 232-0HK50 | -- | 3SE5 232-0HK60 | 3SE5 232-0HK80 | 3SE5 232-0HK82 | |
| | | | | Basic switch | 3SE5 232-0HC05 | 3SE5 232-0HC05 | 3SE5 232-0HC05 | 3SE5 232-0HC05 | 3SE5 232-0HC05 | 3SE5 232-0HC05 | 3SE5 232-0HC05 | 3SE5 232-0HC05 | |
| | | | | + Actuator head + Twist lever | 3SE5 000-0AR01 | 3SE5 000-0AK00 3SE5 000-0AA21 | 3SE5 000-0AK00 3SE5 000-0AA31 | 3SE5 000-0AK00 3SE5 000-0AA50 | 3SE5 000-0AK00 3SE5 000-0AA51 | 3SE5 000-0AK00 3SE5 000-0AA60 | 3SE5 000-0AK00 3SE5 000-0AA80 | 3SE5 000-0AK00 3SE5 000-0AA82 | |
| | | M12 plug, 4-pole | Complete unit | -- | 3SE5 234-0HK21-1AC4 | -- | -- | -- | -- | -- | -- | -- | |
| | | | Basic switch | 3SE5 234-0HC05-1AC4 | 3SE5 234-0HC05-1AC4 | 3SE5 234-0HC05-1AC4 | 3SE5 234-0HC05-1AC4 | 3SE5 234-0HC05-1AC4 | 3SE5 234-0HC05-1AC4 | 3SE5 234-0HC05-1AC4 | 3SE5 234-0HC05-1AC4 | 3SE5 234-0HC05-1AC4 | |
| | | | + Actuator head + Twist lever | 3SE5 000-0AR01 | 3SE5 000-0AK00 3SE5 000-0AA21 | 3SE5 000-0AK00 3SE5 000-0AA31 | 3SE5 000-0AK00 3SE5 000-0AA50 | 3SE5 000-0AK00 3SE5 000-0AA51 | 3SE5 000-0AK00 3SE5 000-0AA60 | 3SE5 000-0AK00 3SE5 000-0AA80 | 3SE5 000-0AK00 3SE5 000-0AA82 | | |
| Snap action, short stroke, not replaceable | without | 1 x (M20 x 1.5) | Complete unit | -- | -- | -- | -- | -- | -- | -- | | | |
| | | | Basic switch | 3SE5 232-0FC05 | 3SE5 232-0FC05 | 3SE5 232-0FC05 | 3SE5 232-0FC05 | 3SE5 232-0FC05 | 3SE5 232-0FC05 | 3SE5 232-0FC05 | 3SE5 232-0FC05 | | |
| | | | + Actuator head + Twist lever | 3SE5 000-0AR01 | 3SE5 000-0AA00 3SE5 000-0AA21 | 3SE5 000-0AK00 3SE5 000-0AA31 | 3SE5 000-0AK00 3SE5 000-0AA50 | 3SE5 000-0AK00 3SE5 000-0AA51 | 3SE5 000-0AK00 3SE5 000-0AA60 | 3SE5 000-0AK00 3SE5 000-0AA80 | 3SE5 000-0AK00 3SE5 000-0AA82 | | |
| | M12 plug, 4-pole (2 NC con- nected) | Complete unit | -- | 3SE5 232-0KK21 | -- | -- | -- | -- | -- | -- | -- | | |
| | | Basic switch | -- | 3SE5 232-0KC05 | 3SE5 232-0KC05 | 3SE5 232-0KC05 | 3SE5 232-0KC05 | 3SE5 232-0KC05 | 3SE5 232-0KC05 | 3SE5 232-0KC05 | 3SE5 232-0KC05 | | |
| | | + Actuator head + Twist lever | -- | 3SE5 000-0AA00 3SE5 000-0AA21 | 3SE5 000-0AK00 3SE5 000-0AA31 | 3SE5 000-0AK00 3SE5 000-0AA50 | 3SE5 000-0AK00 3SE5 000-0AA51 | 3SE5 000-0AK00 3SE5 000-0AA60 | 3SE5 000-0AK00 3SE5 000-0AA80 | 3SE5 000-0AK00 3SE5 000-0AA82 | | | |
| 1 NO/ 2 NC | Slow action | without | 1 x (M20 x 1.5) | Complete unit | -- | 3SE5 232-0KK21 | -- | -- | -- | -- | -- | | |
| | | | | Basic switch | -- | 3SE5 232-0KC05 | 3SE5 232-0KC05 | 3SE5 232-0KC05 | 3SE5 232-0KC05 | 3SE5 232-0KC05 | 3SE5 232-0KC05 | 3SE5 232-0KC05 | |
| | | | | + Actuator head + Twist lever | -- | 3SE5 000-0AA00 3SE5 000-0AA21 | 3SE5 000-0AK00 3SE5 000-0AA31 | 3SE5 000-0AK00 3SE5 000-0AA50 | 3SE5 000-0AK00 3SE5 000-0AA51 | 3SE5 000-0AK00 3SE5 000-0AA60 | 3SE5 000-0AK00 3SE5 000-0AA80 | 3SE5 000-0AK00 3SE5 000-0AA82 | |
| | | M12 plug, 4-pole (2 NC con- nected) | Complete unit | -- | -- | -- | -- | -- | -- | -- | -- | | |
| | | | Basic switch | -- | 3SE5 234-0KC05-1AE0 | 3SE5 234-0KC05-1AE0 | 3SE5 234-0KC05-1AE0 | 3SE5 234-0KC05-1AE0 | 3SE5 234-0KC05-1AE0 | 3SE5 234-0KC05-1AE0 | 3SE5 234-0KC05-1AE0 | | |
| | | | + Actuator head + Twist lever | -- | 3SE5 000-0AA00 3SE5 000-0AA21 | 3SE5 000-0AK00 3SE5 000-0AA31 | 3SE5 000-0AK00 3SE5 000-0AA50 | 3SE5 000-0AK00 3SE5 000-0AA51 | 3SE5 000-0AK00 3SE5 000-0AA60 | 3SE5 000-0AK00 3SE5 000-0AA80 | 3SE5 000-0AK00 3SE5 000-0AA82 | | |
| | Snap action | without | 1 x (M20 x 1.5) | Complete unit | -- | 3SE5 232-0LK21 | -- | 3SE5 232-0LK50 | -- | -- | -- | -- | |
| | | | | Basic switch | 3SE5 232-0LC05 | 3SE5 232-0LC05 | 3SE5 232-0LC05 | 3SE5 232-0LC05 | 3SE5 232-0LC05 | 3SE5 232-0LC05 | 3SE5 232-0LC05 | 3SE5 232-0LC05 | |
| | | | | + Actuator head + Twist lever | 3SE5 000-0AR01 | 3SE5 000-0AA00 3SE5 000-0AA21 | 3SE5 000-0AK00 3SE5 000-0AA31 | 3SE5 000-0AK00 3SE5 000-0AA50 | 3SE5 000-0AK00 3SE5 000-0AA51 | 3SE5 000-0AK00 3SE5 000-0AA60 | 3SE5 000-0AK00 3SE5 000-0AA80 | 3SE5 000-0AK00 3SE5 000-0AA82 | |
| | | 2 LEDs, yellow / green 24 V DC | 1 x (M20 x 1.5) | Complete unit | -- | -- | -- | -- | -- | -- | -- | -- | |
| | | | | Basic switch | 3SE5 232-1LC05 | 3SE5 232-1LC05 | 3SE5 232-1LC05 | 3SE5 232-1LC05 | 3SE5 232-1LC05 | 3SE5 232-1LC05 | 3SE5 232-1LC05 | 3SE5 232-1LC05 | |
| | | | | + Actuator head + Twist lever | 3SE5 000-0AR01 | 3SE5 000-0AA00 3SE5 000-0AA21 | 3SE5 000-0AK00 3SE5 000-0AA31 | 3SE5 000-0AK00 3SE5 000-0AA50 | 3SE5 000-0AK00 3SE5 000-0AA51 | 3SE5 000-0AK00 3SE5 000-0AA60 | 3SE5 000-0AK00 3SE5 000-0AA80 | 3SE5 000-0AK00 3SE5 000-0AA82 | |
| without | M12 plug, 4-pole (2 NC con- nected) | Complete unit | -- | -- | -- | -- | -- | -- | -- | -- | | | |
| | | Basic switch | 3SE5 234-0LC05-1AE0 | 3SE5 234-0LC05-1AE0 | 3SE5 234-0LC05-1AE0 | 3SE5 234-0LC05-1AE0 | 3SE5 234-0LC05-1AE0 | 3SE5 234-0LC05-1AE0 | 3SE5 234-0LC05-1AE0 | 3SE5 234-0LC05-1AE0 | | | |
| | | + Actuator head + Twist lever | 3SE5 000-0AR01 | 3SE5 000-0AA00 3SE5 000-0AA21 | 3SE5 000-0AK00 3SE5 000-0AA31 | 3SE5 000-0AK00 3SE5 000-0AA50 | 3SE5 000-0AK00 3SE5 000-0AA51 | 3SE5 000-0AK00 3SE5 000-0AA60 | 3SE5 000-0AK00 3SE5 000-0AA80 | 3SE5 000-0AK00 3SE5 000-0AA82 | | | |

For ordering notes see page 7.

Standard Position Switches
Plastic Enclosures, 50 mm
Switching points according to
EN 50047, IP66/IP67

Complete unit and
Module selection



| | | | | Rounded plungers (Integrated in basic switch) | Roller plungers | | | | Roller levers | | Angular roller levers | | |
|--|--|-----------------|-----------------|--|-----------------------------|-----------------------------|---------------------------------|-----------------------------|-----------------------------|-----------------------------|-----------------------------|-----------------|----------------|
| | | | | PTFE plungers | Plastic rollers | High-grade steel rollers | Plastic rollers, central fixing | Metal levers | High-grade steel levers | Metal levers | High-grade steel levers | | |
| | | | | ↓ $v_{max} = 1 \text{ m/s}$ | ↔ $v_{max} = 1 \text{ m/s}$ | ↔ $v_{max} = 1 \text{ m/s}$ | ↔ $v_{max} = 1 \text{ m/s}$ | ↔ $v_{max} = 1 \text{ m/s}$ | ↔ $v_{max} = 1 \text{ m/s}$ | ↑ $v_{max} = 1 \text{ m/s}$ | ↑ $v_{max} = 1 \text{ m/s}$ | | |
| Contact block | Contacts | Contact element | LED display | Connection | | | | | Plastic rollers | Plastic rollers | Plastic rollers | Plastic rollers | |
| 1 NO/ 1 NC | Slow action | without | 2 x (M20 x 1.5) | Complete unit | 3SE5 242-0BC05 | 3SE5 242-0BD03 | -- | -- | 3SE5 242-0BE10 | -- | -- | -- | |
| | | | | Basic switch | -- | 3SE5 242-0BC05 | 3SE5 242-0BC05 | 3SE5 242-0BC05 | 3SE5 242-0BC05 | 3SE5 242-0BC05 | 3SE5 242-0BC05 | 3SE5 242-0BC05 | 3SE5 242-0BC05 |
| | | | | + Actuator head | -- | 3SE5 000-0AD03 | 3SE5 000-0AD04 | 3SE5 000-0AD10 | 3SE5 000-0AE10 | 3SE5 000-0AE12 | 3SE5 000-0AF10 | 3SE5 000-0AF12 | |
| | Snap action, not replaceable | without | 2 x (M20 x 1.5) | Complete unit | 3SE5 242-0HC05 | 3SE5 242-0HD03 | -- | -- | 3SE5 242-0HE10 | -- | -- | -- | |
| | | | | Basic switch | -- | 3SE5 242-0HC05 | 3SE5 242-0HC05 | 3SE5 242-0HC05 | 3SE5 242-0HC05 | 3SE5 242-0HC05 | 3SE5 242-0HC05 | 3SE5 242-0HC05 | 3SE5 242-0HC05 |
| | | | | + Actuator head | -- | 3SE5 000-0AD03 | 3SE5 000-0AD04 | 3SE5 000-0AD10 | 3SE5 000-0AE10 | 3SE5 000-0AE12 | 3SE5 000-0AF10 | 3SE5 000-0AF12 | |
| | Snap action, short stroke, not replaceable | without | 2 x (M20 x 1.5) | Complete unit | 3SE5 242-0FC05 | -- | -- | -- | -- | -- | -- | -- | |
| | | | | Basic switch | -- | 3SE5 242-0FC05 | 3SE5 242-0FC05 | 3SE5 242-0FC05 | 3SE5 242-0FC05 | 3SE5 242-0FC05 | 3SE5 242-0FC05 | 3SE5 242-0FC05 | 3SE5 242-0FC05 |
| | | | | + Actuator head | -- | 3SE5 000-0AD03 | 3SE5 000-0AD04 | 3SE5 000-0AD10 | 3SE5 000-0AE10 | 3SE5 000-0AE12 | 3SE5 000-0AF10 | 3SE5 000-0AF12 | |
| 1 NO/ 2 NC | Slow action | without | 2 x (M20 x 1.5) | Complete unit | 3SE5 242-0KC05 | -- | -- | -- | -- | -- | -- | | |
| | | | | Basic switch | -- | 3SE5 242-0KC05 | 3SE5 242-0KC05 | 3SE5 242-0KC05 | 3SE5 242-0KC05 | 3SE5 242-0KC05 | 3SE5 242-0KC05 | 3SE5 242-0KC05 | |
| | | | | + Actuator head | -- | 3SE5 000-0AD03 | 3SE5 000-0AD04 | 3SE5 000-0AD10 | 3SE5 000-0AE10 | 3SE5 000-0AE12 | 3SE5 000-0AF10 | 3SE5 000-0AF12 | |
| | 2 LEDs, yellow / green 24 V DC | without | 2 x (M20 x 1.5) | Complete unit | 3SE5 242-1KC05 | -- | -- | -- | -- | -- | -- | -- | |
| | | | | Basic switch | -- | 3SE5 242-1KC05 | 3SE5 242-1KC05 | 3SE5 242-1KC05 | 3SE5 242-1KC05 | 3SE5 242-1KC05 | 3SE5 242-1KC05 | 3SE5 242-1KC05 | |
| | | | | + Actuator head | -- | 3SE5 000-0AD03 | 3SE5 000-0AD04 | 3SE5 000-0AD10 | 3SE5 000-0AE10 | 3SE5 000-0AE12 | 3SE5 000-0AF10 | 3SE5 000-0AF12 | |
| | Snap action | without | 2 x (M20 x 1.5) | Complete unit | 3SE5 242-0LC05 | 3SE5 242-0LD03 | -- | -- | 3SE5 242-0LE10 | -- | -- | -- | |
| | | | | Basic switch | -- | 3SE5 242-0LC05 | 3SE5 242-0LC05 | 3SE5 242-0LC05 | 3SE5 242-0LC05 | 3SE5 242-0LC05 | 3SE5 242-0LC05 | 3SE5 242-0LC05 | 3SE5 242-0LC05 |
| | | | | + Actuator head | -- | 3SE5 000-0AD03 | 3SE5 000-0AD04 | 3SE5 000-0AD10 | 3SE5 000-0AE10 | 3SE5 000-0AE12 | 3SE5 000-0AF10 | 3SE5 000-0AF12 | |
| 2 LEDs, yellow / green, 24 V DC | without | 2 x (M20 x 1.5) | Complete unit | 3SE5 242-1LC05 | -- | -- | -- | -- | -- | -- | -- | | |
| | | | Basic switch | -- | 3SE5 242-1LC05 | 3SE5 242-1LC05 | 3SE5 242-1LC05 | 3SE5 242-1LC05 | 3SE5 242-1LC05 | 3SE5 242-1LC05 | 3SE5 242-1LC05 | 3SE5 242-1LC05 | |
| | | | + Actuator head | -- | 3SE5 000-0AD03 | 3SE5 000-0AD04 | 3SE5 000-0AD10 | 3SE5 000-0AE10 | 3SE5 000-0AE12 | 3SE5 000-0AF10 | 3SE5 000-0AF12 | | |

For ordering notes see page 7.

Standard Position Switches
Plastic Enclosures, 50 mm
Switching points according to
EN 50047, IP66/IP67

Complete unit and
Module selection








| Contact block | | LED display | Connection | Spring rod actuators | | | | | | | | | | Twist actuators (switching right and/or left, adjustable) | | | | | |
|---------------|--|-----------------|-----------------|---------------------------------------|-----------------------------|---|---|---|---|---|---|---|---|---|----------------|--------------------------------------|--|----------|---------|
| | | | | Plastic plungers, total length 143 mm | | Metal levers | | High-grade steel levers | | Metal levers | | Plastic rollers | | High-grade steel rollers | | With latching holes, plastic rollers | | Aluminum | Plastic |
| Contacts | Contact element | | | $V_{max} = 1 \text{ m/s}$ | $V_{max} = 1,5 \text{ m/s}$ | $\leftrightarrow V_{max} = 1,5 \text{ m/s}$ | $\leftrightarrow V_{max} = 1,5 \text{ m/s}$ | $\leftrightarrow V_{max} = 1,5 \text{ m/s}$ | $\leftrightarrow V_{max} = 1,5 \text{ m/s}$ | $\leftrightarrow V_{max} = 1,5 \text{ m/s}$ | $\leftrightarrow V_{max} = 1,5 \text{ m/s}$ | $\leftrightarrow V_{max} = 1 \text{ m/s}$ | $\leftrightarrow V_{max} = 1 \text{ m/s}$ | | | | | | |
| 1 NO/ 1 NC | Slow action | without | 2 x (M20 x 1.5) | Complete unit | -- | 3SE5 242-0BK21 | -- | -- | -- | -- | -- | -- | -- | -- | -- | | | | |
| | | | | + Basic switch | 3SE5 242-0BC05 | 3SE5 242-0BC05 | 3SE5 242-0BC05 | 3SE5 242-0BC05 | 3SE5 242-0BC05 | 3SE5 242-0BC05 | 3SE5 242-0BC05 | 3SE5 242-0BC05 | 3SE5 242-0BC05 | 3SE5 242-0BC05 | 3SE5 242-0BC05 | 3SE5 242-0BC05 | | | |
| | | | | + Actuator head | 3SE5 000-0AR01 | 3SE5 000-0AK00 | 3SE5 000-0AK00 | 3SE5 000-0AK00 | 3SE5 000-0AK00 | 3SE5 000-0AK00 | 3SE5 000-0AK00 | 3SE5 000-0AK00 | 3SE5 000-0AK00 | 3SE5 000-0AK00 | 3SE5 000-0AK00 | 3SE5 000-0AK00 | | | |
| | Snap action, not replaceable | without | 2 x (M20 x 1.5) | Complete unit | -- | 3SE5 242-0HK21 | -- | -- | -- | -- | -- | -- | -- | -- | -- | | | | |
| | | | | + Basic switch | 3SE5 242-0HC05 | 3SE5 242-0HC05 | 3SE5 242-0HC05 | 3SE5 242-0HC05 | 3SE5 242-0HC05 | 3SE5 242-0HC05 | 3SE5 242-0HC05 | 3SE5 242-0HC05 | 3SE5 242-0HC05 | 3SE5 242-0HC05 | 3SE5 242-0HC05 | | | | |
| | | | | + Actuator head | 3SE5 000-0AR01 | 3SE5 000-0AK00 | 3SE5 000-0AK00 | 3SE5 000-0AK00 | 3SE5 000-0AK00 | 3SE5 000-0AK00 | 3SE5 000-0AK00 | 3SE5 000-0AK00 | 3SE5 000-0AK00 | 3SE5 000-0AK00 | 3SE5 000-0AK00 | | | | |
| | Snap action, short stroke, not replaceable | without | 2 x (M20 x 1.5) | Complete unit | -- | 3SE5 242-0FC05 | -- | -- | -- | -- | -- | -- | -- | -- | -- | | | | |
| | | | | + Basic switch | 3SE5 242-0FC05 | 3SE5 242-0FC05 | 3SE5 242-0FC05 | 3SE5 242-0FC05 | 3SE5 242-0FC05 | 3SE5 242-0FC05 | 3SE5 242-0FC05 | 3SE5 242-0FC05 | 3SE5 242-0FC05 | 3SE5 242-0FC05 | 3SE5 242-0FC05 | | | | |
| | | | | + Actuator head | 3SE5 000-0AR01 | 3SE5 000-0AK00 | 3SE5 000-0AK00 | 3SE5 000-0AK00 | 3SE5 000-0AK00 | 3SE5 000-0AK00 | 3SE5 000-0AK00 | 3SE5 000-0AK00 | 3SE5 000-0AK00 | 3SE5 000-0AK00 | 3SE5 000-0AK00 | | | | |
| 1 NO/ 2 NC | Slow action | without | 2 x (M20 x 1.5) | Complete unit | -- | 3SE5 242-0AA21 | -- | -- | -- | -- | -- | -- | -- | -- | | | | | |
| | | | | + Basic switch | 3SE5 242-0KC05 | 3SE5 242-0KC05 | 3SE5 242-0KC05 | 3SE5 242-0KC05 | 3SE5 242-0KC05 | 3SE5 242-0KC05 | 3SE5 242-0KC05 | 3SE5 242-0KC05 | 3SE5 242-0KC05 | 3SE5 242-0KC05 | | | | | |
| | | | | + Actuator head | 3SE5 000-0AR01 | 3SE5 000-0AK00 | 3SE5 000-0AK00 | 3SE5 000-0AK00 | 3SE5 000-0AK00 | 3SE5 000-0AK00 | 3SE5 000-0AK00 | 3SE5 000-0AK00 | 3SE5 000-0AK00 | 3SE5 000-0AK00 | | | | | |
| | Snap action | without | 2 x (M20 x 1.5) | Complete unit | -- | 3SE5 000-0AA21 | -- | -- | -- | -- | -- | -- | -- | -- | | | | | |
| | | | | + Basic switch | 3SE5 242-1KC05 | 3SE5 242-1KC05 | 3SE5 242-1KC05 | 3SE5 242-1KC05 | 3SE5 242-1KC05 | 3SE5 242-1KC05 | 3SE5 242-1KC05 | 3SE5 242-1KC05 | 3SE5 242-1KC05 | 3SE5 242-1KC05 | | | | | |
| | | | | + Actuator head | 3SE5 000-0AR01 | 3SE5 000-0AK00 | 3SE5 000-0AK00 | 3SE5 000-0AK00 | 3SE5 000-0AK00 | 3SE5 000-0AK00 | 3SE5 000-0AK00 | 3SE5 000-0AK00 | 3SE5 000-0AK00 | 3SE5 000-0AK00 | | | | | |
| | Snap action | without | 2 x (M20 x 1.5) | Complete unit | -- | 3SE5 242-0LK21 | -- | -- | -- | -- | -- | -- | -- | -- | | | | | |
| | | | | + Basic switch | 3SE5 242-0LC05 | 3SE5 242-0LC05 | 3SE5 242-0LC05 | 3SE5 242-0LC05 | 3SE5 242-0LC05 | 3SE5 242-0LC05 | 3SE5 242-0LC05 | 3SE5 242-0LC05 | 3SE5 242-0LC05 | 3SE5 242-0LC05 | | | | | |
| | | | | + Actuator head | 3SE5 000-0AR01 | 3SE5 000-0AK00 | 3SE5 000-0AK00 | 3SE5 000-0AK00 | 3SE5 000-0AK00 | 3SE5 000-0AK00 | 3SE5 000-0AK00 | 3SE5 000-0AK00 | 3SE5 000-0AK00 | 3SE5 000-0AK00 | | | | | |
| Snap action | without | 2 x (M20 x 1.5) | Complete unit | -- | 3SE5 000-0AA21 | -- | -- | -- | -- | -- | -- | -- | -- | | | | | | |
| | | | + Basic switch | 3SE5 242-1LC05 | 3SE5 242-1LC05 | 3SE5 242-1LC05 | 3SE5 242-1LC05 | 3SE5 242-1LC05 | 3SE5 242-1LC05 | 3SE5 242-1LC05 | 3SE5 242-1LC05 | 3SE5 242-1LC05 | 3SE5 242-1LC05 | | | | | | |
| | | | + Actuator head | 3SE5 000-0AR01 | 3SE5 000-0AK00 | 3SE5 000-0AK00 | 3SE5 000-0AK00 | 3SE5 000-0AK00 | 3SE5 000-0AK00 | 3SE5 000-0AK00 | 3SE5 000-0AK00 | 3SE5 000-0AK00 | 3SE5 000-0AK00 | | | | | | |
| Snap action | without | 2 x (M20 x 1.5) | Complete unit | -- | 3SE5 000-0AA21 | -- | -- | -- | -- | -- | -- | -- | -- | | | | | | |
| | | | + Basic switch | 3SE5 242-1LC05 | 3SE5 242-1LC05 | 3SE5 242-1LC05 | 3SE5 242-1LC05 | 3SE5 242-1LC05 | 3SE5 242-1LC05 | 3SE5 242-1LC05 | 3SE5 242-1LC05 | 3SE5 242-1LC05 | 3SE5 242-1LC05 | | | | | | |
| | | | + Actuator head | 3SE5 000-0AR01 | 3SE5 000-0AK00 | 3SE5 000-0AK00 | 3SE5 000-0AK00 | 3SE5 000-0AK00 | 3SE5 000-0AK00 | 3SE5 000-0AK00 | 3SE5 000-0AK00 | 3SE5 000-0AK00 | 3SE5 000-0AK00 | | | | | | |
| Snap action | without | 2 x (M20 x 1.5) | Complete unit | -- | 3SE5 000-0AA21 | -- | -- | -- | -- | -- | -- | -- | -- | | | | | | |
| | | | + Basic switch | 3SE5 242-1LC05 | 3SE5 242-1LC05 | 3SE5 242-1LC05 | 3SE5 242-1LC05 | 3SE5 242-1LC05 | 3SE5 242-1LC05 | 3SE5 242-1LC05 | 3SE5 242-1LC05 | 3SE5 242-1LC05 | 3SE5 242-1LC05 | | | | | | |
| | | | + Actuator head | 3SE5 000-0AR01 | 3SE5 000-0AK00 | 3SE5 000-0AK00 | 3SE5 000-0AK00 | 3SE5 000-0AK00 | 3SE5 000-0AK00 | 3SE5 000-0AK00 | 3SE5 000-0AK00 | 3SE5 000-0AK00 | 3SE5 000-0AK00 | | | | | | |

For ordering notes see page 7.

Standard Position Switches
Metal Enclosures, 40 mm
Switching points according to
EN 50041, IP66/IP67

Complete unit and
Module selection



| | | | | Rounded plungers | Roller plungers | Roller levers | Angular roller levers | | Spring rod actuators | | | | |
|---------------|-----------------|---------------------------------------|------------------|---|---|---|---|------------------------------------|---|---------------------|---------------------|---------------------|---------------------|
| | | | |  |  |  |  | |  | | | | |
| | | | | High-grade steel plungers, with overtravel | High-grade steel rollers | Metal levers | Metal levers | | Plastic plungers, total length 143 mm | | | | |
| | | | | $\downarrow v_{max} = 1 \text{ m/s}$ | $\leftrightarrow v_{max} = 1 \text{ m/s}$ | $\leftarrow v_{max} = 1 \text{ m/s}$ | $\leftarrow v_{max} = 1 \text{ m/s}$ | $\uparrow v_{max} = 1 \text{ m/s}$ | $\uparrow v_{max} = 1 \text{ m/s}$ | | | | |
| Contact block | LED display | Connection | | Plastic rollers | High-grade steel rollers | Plastic rollers | High-grade steel rollers | Plastic rollers | High-grade steel rollers | | | | |
| Contacts | Contact element | | Complete unit | Basic switch | + Actuator head | Basic switch | + Actuator head | Basic switch | + Actuator head | | | | |
| 1 NO/ 1 NC | Slow action | without | 1 x (M20 x 1.5) | 3SE5 112-0BC02 | 3SE5 112-0BD02 | 3SE5 112-0BE01 | 3SE5 112-0BA00 | 3SE5 112-0BA00 | 3SE5 112-0BA00 | 3SE5 112-0BA00 | 3SE5 112-0BF01 | 3SE5 112-0BF01 | |
| | | | Complete unit | 3SE5 112-0BA00 | 3SE5 112-0BA00 | 3SE5 112-0BA00 | 3SE5 112-0BA00 | 3SE5 112-0BA00 | 3SE5 112-0BA00 | 3SE5 112-0BA00 | 3SE5 112-0BA00 | 3SE5 112-0BA00 | 3SE5 112-0BA00 |
| | | | + Actuator head | 3SE5 000-0AC02 | 3SE5 000-0AD02 | 3SE5 000-0AE01 | 3SE5 000-0AE02 | 3SE5 000-0AF01 | 3SE5 000-0AF02 | 3SE5 000-0AF01 | 3SE5 000-0AF02 | 3SE5 000-0AF01 | 3SE5 000-0AF02 |
| | | M12 plug, 5-pole (PE connected) | Complete unit | 3SE5 114-0BA00-1AC5 | 3SE5 114-0BA00-1AC5 | 3SE5 114-0BA00-1AC5 | 3SE5 114-0BA00-1AC5 | 3SE5 114-0BA00-1AC5 | 3SE5 114-0BA00-1AC5 | 3SE5 114-0BA00-1AC5 | 3SE5 114-0BA00-1AC5 | 3SE5 114-0BA00-1AC5 | 3SE5 114-0BA00-1AC5 |
| | | + Actuator head | 3SE5 000-0AC02 | 3SE5 000-0AD02 | 3SE5 000-0AE01 | 3SE5 000-0AE02 | 3SE5 000-0AF01 | 3SE5 000-0AF02 | 3SE5 000-0AF01 | 3SE5 000-0AF02 | 3SE5 000-0AF01 | 3SE5 000-0AF02 | |
| | | 3SE5 112-0CC02 | 3SE5 112-0CD02 | 3SE5 112-0CE01 | 3SE5 112-0CA00 | 3SE5 112-0CA00 | 3SE5 112-0CA00 | 3SE5 112-0CA00 | 3SE5 112-0CA00 | 3SE5 112-0CA00 | 3SE5 112-0CA00 | 3SE5 112-0CF01 | 3SE5 112-0CR01 |
| | Snap action | without | 1 x (M20 x 1.5) | Complete unit | 3SE5 112-0CC02 | 3SE5 112-0CD02 | 3SE5 112-0CE01 | 3SE5 112-0CA00 | 3SE5 112-0CA00 | 3SE5 112-0CA00 | 3SE5 112-0CA00 | 3SE5 112-0CF01 | 3SE5 112-0CR01 |
| | | | Basic switch | 3SE5 112-0CA00 | 3SE5 112-0CA00 | 3SE5 112-0CA00 | 3SE5 112-0CA00 | 3SE5 112-0CA00 | 3SE5 112-0CA00 | 3SE5 112-0CA00 | 3SE5 112-0CA00 | 3SE5 112-0CA00 | 3SE5 112-0CA00 |
| | | | + Actuator head | 3SE5 000-0AC02 | 3SE5 000-0AD02 | 3SE5 000-0AE01 | 3SE5 000-0AE02 | 3SE5 000-0AF01 | 3SE5 000-0AF02 | 3SE5 000-0AF01 | 3SE5 000-0AF02 | 3SE5 000-0AF01 | 3SE5 000-0AF02 |
| | | M12 plug, 5-pole (PE connected) | Complete unit | 3SE5 114-0CA00-1AC5 | 3SE5 114-0CA00-1AC5 | 3SE5 114-0CA00-1AC5 | 3SE5 114-0CA00-1AC5 | 3SE5 114-0CA00-1AC5 | 3SE5 114-0CA00-1AC5 | 3SE5 114-0CA00-1AC5 | 3SE5 114-0CA00-1AC5 | 3SE5 114-0CA00-1AC5 | 3SE5 114-0CA00-1AC5 |
| | | + Actuator head | 3SE5 000-0AC02 | 3SE5 000-0AD02 | 3SE5 000-0AE01 | 3SE5 000-0AE02 | 3SE5 000-0AF01 | 3SE5 000-0AF02 | 3SE5 000-0AF01 | 3SE5 000-0AF02 | 3SE5 000-0AF01 | 3SE5 000-0AF02 | |
| | | 2 LEDs, yellow / green, 24 V DC | M12 plug, 5-pole | Complete unit | 3SE5 114-1CA00-1AF3 | 3SE5 114-1CA00-1AF3 | 3SE5 114-1CA00-1AF3 | 3SE5 114-1CA00-1AF3 | 3SE5 114-1CA00-1AF3 | 3SE5 114-1CA00-1AF3 | 3SE5 114-1CA00-1AF3 | 3SE5 114-1CA00-1AF3 | 3SE5 114-1CA00-1AF3 |
| 1 NO/ 2 NC | Slow action | without | 1 x (M20 x 1.5) | Complete unit | 3SE5 112-0KC02 | 3SE5 112-0KD02 | 3SE5 112-0KE01 | 3SE5 112-0KA00 | 3SE5 112-0KA00 | 3SE5 112-0KA00 | 3SE5 112-0KA00 | 3SE5 112-0KA00 | |
| | | | Basic switch | 3SE5 112-0KA00 | 3SE5 112-0KA00 | 3SE5 112-0KA00 | 3SE5 112-0KA00 | 3SE5 112-0KA00 | 3SE5 112-0KA00 | 3SE5 112-0KA00 | 3SE5 112-0KA00 | 3SE5 112-0KA00 | |
| | | | + Actuator head | 3SE5 000-0AC02 | 3SE5 000-0AD02 | 3SE5 000-0AE01 | 3SE5 000-0AE02 | 3SE5 000-0AF01 | 3SE5 000-0AF02 | 3SE5 000-0AF01 | 3SE5 000-0AF02 | 3SE5 000-0AF01 | 3SE5 000-0AF02 |
| | | M12 plug, 5-pole (2 NC, PE connected) | Complete unit | 3SE5 114-0KA00-1AE1 | 3SE5 114-0KA00-1AE1 | 3SE5 114-0KA00-1AE1 | 3SE5 114-0KA00-1AE1 | 3SE5 114-0KA00-1AE1 | 3SE5 114-0KA00-1AE1 | 3SE5 114-0KA00-1AE1 | 3SE5 114-0KA00-1AE1 | 3SE5 114-0KA00-1AE1 | |
| | | + Actuator head | 3SE5 000-0AC02 | 3SE5 000-0AD02 | 3SE5 000-0AE01 | 3SE5 000-0AE02 | 3SE5 000-0AF01 | 3SE5 000-0AF02 | 3SE5 000-0AF01 | 3SE5 000-0AF02 | 3SE5 000-0AF01 | 3SE5 000-0AF02 | |
| | | 3SE5 112-0LC02 | 3SE5 112-0LD02 | 3SE5 112-0LE01 | 3SE5 112-0LA00 | 3SE5 112-0LA00 | 3SE5 112-0LA00 | 3SE5 112-0LA00 | 3SE5 112-0LA00 | 3SE5 112-0LA00 | 3SE5 112-0LA00 | 3SE5 112-0LF01 | 3SE5 112-0LF01 |
| | Snap action | without | 1 x (M20 x 1.5) | Complete unit | 3SE5 112-0LC02 | 3SE5 112-0LD02 | 3SE5 112-0LE01 | 3SE5 112-0LA00 | 3SE5 112-0LA00 | 3SE5 112-0LA00 | 3SE5 112-0LA00 | 3SE5 112-0LF01 | 3SE5 112-0LF01 |
| | | | Basic switch | 3SE5 112-0LA00 | 3SE5 112-0LA00 | 3SE5 112-0LA00 | 3SE5 112-0LA00 | 3SE5 112-0LA00 | 3SE5 112-0LA00 | 3SE5 112-0LA00 | 3SE5 112-0LA00 | 3SE5 112-0LA00 | 3SE5 112-0LA00 |
| | | | + Actuator head | 3SE5 000-0AC02 | 3SE5 000-0AD02 | 3SE5 000-0AE01 | 3SE5 000-0AE02 | 3SE5 000-0AF01 | 3SE5 000-0AF02 | 3SE5 000-0AF01 | 3SE5 000-0AF02 | 3SE5 000-0AF01 | 3SE5 000-0AF02 |
| | | M12 plug, 5-pole (2 NC, PE connected) | Complete unit | 3SE5 114-0LA00-1AE1 | 3SE5 114-0LA00-1AE1 | 3SE5 114-0LA00-1AE1 | 3SE5 114-0LA00-1AE1 | 3SE5 114-0LA00-1AE1 | 3SE5 114-0LA00-1AE1 | 3SE5 114-0LA00-1AE1 | 3SE5 114-0LA00-1AE1 | 3SE5 114-0LA00-1AE1 | |
| | | + Actuator head | 3SE5 000-0AC02 | 3SE5 000-0AD02 | 3SE5 000-0AE01 | 3SE5 000-0AE02 | 3SE5 000-0AF01 | 3SE5 000-0AF02 | 3SE5 000-0AF01 | 3SE5 000-0AF02 | 3SE5 000-0AF01 | 3SE5 000-0AF02 | |
| | | 3SE5 112-0LA00 | 3SE5 112-0LA00 | 3SE5 112-0LA00 | 3SE5 112-0LA00 | 3SE5 112-0LA00 | 3SE5 112-0LA00 | 3SE5 112-0LA00 | 3SE5 112-0LA00 | 3SE5 112-0LA00 | 3SE5 112-0LA00 | 3SE5 112-0LA00 | |

For ordering notes see page 7.

Standard Position Switches
Metal Enclosures, 40 mm
Switching points according to
EN 50041, IP66/IP67

Complete unit and
Module selection



| Contact block | | LED display | Connection | Twist actuators (switching right and/or left, adjustable) | | | | | | | | | | Fork lever actuators |
|---------------------------------|---------------------------------------|---------------------------------------|---------------------|---|------------------------------|--------------------------------|------------------------------|------------------------------|--------------------------------------|------------------------------|----------------------------|----------------------------|------------------------------|----------------------|
| Contacts | Contact element | | | Twist levers | | Length-adjustable twist levers | | | | | | Rod actuators, 200 mm long | | Fork lever actuators |
| | | | | Plastic rollers | High-grade steel rollers | Plastic rollers | Metal levers | High-grade steel rollers | With latching holes, plastic rollers | Aluminum | Plastic | Metal levers | | |
| | | | | ↔ V _{max} = 3 m/s | ↔ V _{max} = 1,5 m/s | ↔ V _{max} = 1,5 m/s | ↔ V _{max} = 1,5 m/s | ↔ V _{max} = 1,5 m/s | ↔ V _{max} = 1,5 m/s | ↔ V _{max} = 1,5 m/s | ↔ V _{max} = 1 m/s | ↔ V _{max} = 1 m/s | ↔ V _{max} = 1,5 m/s | |
| 1 NO/ 1 NC | Slow action | without | 1 x (M20 x 1.5) | Complete unit | 3SE5 112-0BH01 | 3SE5 112-0BH02 | -- | 3SE5 112-0BH50 | -- | 3SE5 112-0BH60 | -- | -- | -- | |
| | | | | Basic switch | 3SE5 112-0BA00 | 3SE5 112-0BA00 | 3SE5 112-0BA00 | 3SE5 112-0BA00 | 3SE5 112-0BA00 | 3SE5 112-0BA00 | 3SE5 112-0BA00 | 3SE5 112-0BA00 | 3SE5 112-0BA00 | 3SE5 112-0BA00 |
| | | | | + Actuator head | 3SE5 000-0AH00 | 3SE5 000-0AH00 | 3SE5 000-0AH00 | 3SE5 000-0AH00 | 3SE5 000-0AH00 | 3SE5 000-0AH00 | 3SE5 000-0AH00 | 3SE5 000-0AH00 | 3SE5 000-0AH00 | 3SE5 000-0AH00 |
| | | + Twist lever | 3SE5 000-0AA01 | 3SE5 000-0AA02 | 3SE5 000-0AA11 | 3SE5 000-0AA50 | 3SE5 000-0AA51 | 3SE5 000-0AA60 | 3SE5 000-0AA80 | 3SE5 000-0AA82 | 3SE5 000-0AA82 | 3SE5 000-0AT01 | | |
| | | M12 plug, 5-pole (PE connected) | Complete unit | -- | -- | -- | -- | -- | -- | -- | -- | -- | -- | |
| | | + Actuator head | 3SE5 114-0BA00-1AC5 | 3SE5 114-0BA00-1AC5 | 3SE5 114-0BA00-1AC5 | 3SE5 114-0BA00-1AC5 | 3SE5 114-0BA00-1AC5 | 3SE5 114-0BA00-1AC5 | 3SE5 114-0BA00-1AC5 | 3SE5 114-0BA00-1AC5 | 3SE5 114-0BA00-1AC5 | 3SE5 114-0BA00-1AC5 | 3SE5 114-0BA00-1AC5 | |
| | Snap action | without | 1 x (M20 x 1.5) | Complete unit | 3SE5 112-0CH01 | 3SE5 112-0CH02 | -- | 3SE5 112-0CH50 | 3SE5 112-0CH51 | 3SE5 112-0CH60 | 3SE5 112-0CH80 | 3SE5 112-0CH82 | 3SE5 112-0CT11 | |
| | | | | Basic switch | 3SE5 112-0CA00 | 3SE5 112-0CA00 | 3SE5 112-0CA00 | 3SE5 112-0CA00 | 3SE5 112-0CA00 | 3SE5 112-0CA00 | 3SE5 112-0CA00 | 3SE5 112-0CA00 | 3SE5 112-0CA00 | 3SE5 112-0CA00 |
| | | | | + Actuator head | 3SE5 000-0AH00 | 3SE5 000-0AH00 | 3SE5 000-0AH00 | 3SE5 000-0AH00 | 3SE5 000-0AH00 | 3SE5 000-0AH00 | 3SE5 000-0AH00 | 3SE5 000-0AH00 | 3SE5 000-0AH00 | 3SE5 000-0AT10 |
| | | + Twist lever | 3SE5 000-0AA01 | 3SE5 000-0AA02 | 3SE5 000-0AA11 | 3SE5 000-0AA50 | 3SE5 000-0AA51 | 3SE5 000-0AA60 | 3SE5 000-0AA80 | 3SE5 000-0AA82 | 3SE5 000-0AA82 | 3SE5 000-0AT01 | | |
| | | M12 plug, 5-pole (PE connected) | Complete unit | 3SE5 114-0CH01-1AC5 | -- | -- | -- | -- | -- | -- | -- | -- | -- | |
| | | + Actuator head | 3SE5 114-0CA00-1AC5 | 3SE5 114-0CA00-1AC5 | 3SE5 114-0CA00-1AC5 | 3SE5 114-0CA00-1AC5 | 3SE5 114-0CA00-1AC5 | 3SE5 114-0CA00-1AC5 | 3SE5 114-0CA00-1AC5 | 3SE5 114-0CA00-1AC5 | 3SE5 114-0CA00-1AC5 | 3SE5 114-0CA00-1AC5 | 3SE5 114-0CA00-1AC5 | |
| 2 LEDs, yellow / green, 24 V DC | without | M12 plug, 5-pole | Complete unit | 3SE5 114-1CH01-1AF3 | -- | -- | -- | -- | -- | -- | -- | -- | | |
| | | | Basic switch | 3SE5 114-1CA00-1AF3 | 3SE5 114-1CA00-1AF3 | 3SE5 114-1CA00-1AF3 | 3SE5 114-1CA00-1AF3 | 3SE5 114-1CA00-1AF3 | 3SE5 114-1CA00-1AF3 | 3SE5 114-1CA00-1AF3 | 3SE5 114-1CA00-1AF3 | 3SE5 114-1CA00-1AF3 | | |
| | | | + Actuator head | 3SE5 000-0AH00 | 3SE5 000-0AH00 | 3SE5 000-0AH00 | 3SE5 000-0AH00 | 3SE5 000-0AH00 | 3SE5 000-0AH00 | 3SE5 000-0AH00 | 3SE5 000-0AH00 | 3SE5 000-0AH00 | 3SE5 000-0AT10 | |
| | + Twist lever | 3SE5 000-0AA01 | 3SE5 000-0AA02 | 3SE5 000-0AA11 | 3SE5 000-0AA50 | 3SE5 000-0AA51 | 3SE5 000-0AA60 | 3SE5 000-0AA80 | 3SE5 000-0AA82 | 3SE5 000-0AA82 | 3SE5 000-0AT01 | | | |
| | M12 plug, 5-pole (2 NC, PE connected) | Complete unit | 3SE5 112-0KH01 | -- | -- | -- | -- | -- | -- | -- | -- | -- | | |
| | + Actuator head | 3SE5 112-0KA00 | 3SE5 112-0KA00 | 3SE5 112-0KA00 | 3SE5 112-0KA00 | 3SE5 112-0KA00 | 3SE5 112-0KA00 | 3SE5 112-0KA00 | 3SE5 112-0KA00 | 3SE5 112-0KA00 | 3SE5 112-0KA00 | 3SE5 112-0KA00 | | |
| 1 NO/ 2 NC | Slow action | without | 1 x (M20 x 1.5) | Complete unit | 3SE5 112-0KA00 | 3SE5 112-0KA00 | 3SE5 112-0KA00 | 3SE5 112-0KA00 | 3SE5 112-0KA00 | 3SE5 112-0KA00 | 3SE5 112-0KA00 | 3SE5 112-0KA00 | 3SE5 112-0KA00 | |
| | | | | Basic switch | 3SE5 112-0KA00 | 3SE5 112-0KA00 | 3SE5 112-0KA00 | 3SE5 112-0KA00 | 3SE5 112-0KA00 | 3SE5 112-0KA00 | 3SE5 112-0KA00 | 3SE5 112-0KA00 | 3SE5 112-0KA00 | 3SE5 112-0KA00 |
| | | | | + Actuator head | 3SE5 000-0AH00 | 3SE5 000-0AH00 | 3SE5 000-0AH00 | 3SE5 000-0AH00 | 3SE5 000-0AH00 | 3SE5 000-0AH00 | 3SE5 000-0AH00 | 3SE5 000-0AH00 | 3SE5 000-0AH00 | 3SE5 000-0AT10 |
| | | + Twist lever | 3SE5 000-0AA01 | 3SE5 000-0AA02 | 3SE5 000-0AA11 | 3SE5 000-0AA50 | 3SE5 000-0AA51 | 3SE5 000-0AA60 | 3SE5 000-0AA80 | 3SE5 000-0AA82 | 3SE5 000-0AA82 | 3SE5 000-0AT01 | | |
| | | M12 plug, 5-pole (2 NC, PE connected) | Complete unit | -- | -- | -- | -- | -- | -- | -- | -- | -- | -- | |
| | | + Actuator head | 3SE5 114-0KA00-1AE1 | 3SE5 114-0KA00-1AE1 | 3SE5 114-0KA00-1AE1 | 3SE5 114-0KA00-1AE1 | 3SE5 114-0KA00-1AE1 | 3SE5 114-0KA00-1AE1 | 3SE5 114-0KA00-1AE1 | 3SE5 114-0KA00-1AE1 | 3SE5 114-0KA00-1AE1 | 3SE5 114-0KA00-1AE1 | 3SE5 114-0KA00-1AE1 | |
| | Snap action | without | 1 x (M20 x 1.5) | Complete unit | 3SE5 112-0LH01 | -- | -- | 3SE5 112-0LH50 | -- | 3SE5 112-0LH60 | -- | -- | -- | |
| | | | | Basic switch | 3SE5 112-0LA00 | 3SE5 112-0LA00 | 3SE5 112-0LA00 | 3SE5 112-0LA00 | 3SE5 112-0LA00 | 3SE5 112-0LA00 | 3SE5 112-0LA00 | 3SE5 112-0LA00 | 3SE5 112-0LA00 | 3SE5 112-0LA00 |
| | | | | + Actuator head | 3SE5 000-0AH00 | 3SE5 000-0AH00 | 3SE5 000-0AH00 | 3SE5 000-0AH00 | 3SE5 000-0AH00 | 3SE5 000-0AH00 | 3SE5 000-0AH00 | 3SE5 000-0AH00 | 3SE5 000-0AH00 | 3SE5 000-0AT10 |
| | | + Twist lever | 3SE5 000-0AA01 | 3SE5 000-0AA02 | 3SE5 000-0AA11 | 3SE5 000-0AA50 | 3SE5 000-0AA51 | 3SE5 000-0AA60 | 3SE5 000-0AA80 | 3SE5 000-0AA82 | 3SE5 000-0AA82 | 3SE5 000-0AT01 | | |
| | | M12 plug, 5-pole (2 NC, PE connected) | Complete unit | -- | -- | -- | -- | -- | -- | -- | -- | -- | -- | |
| | | + Actuator head | 3SE5 114-0LA00-1AE1 | 3SE5 114-0LA00-1AE1 | 3SE5 114-0LA00-1AE1 | 3SE5 114-0LA00-1AE1 | 3SE5 114-0LA00-1AE1 | 3SE5 114-0LA00-1AE1 | 3SE5 114-0LA00-1AE1 | 3SE5 114-0LA00-1AE1 | 3SE5 114-0LA00-1AE1 | 3SE5 114-0LA00-1AE1 | 3SE5 114-0LA00-1AE1 | |
| + Twist lever | 3SE5 000-0AA01 | 3SE5 000-0AA02 | 3SE5 000-0AA11 | 3SE5 000-0AA50 | 3SE5 000-0AA51 | 3SE5 000-0AA60 | 3SE5 000-0AA80 | 3SE5 000-0AA82 | 3SE5 000-0AA82 | 3SE5 000-0AT01 | | | | |

For ordering notes see page 7.

Standard Position Switches
Metal Enclosures, 56mm mm

Switching points according to
EN 50041, IP66/IP67



Complete unit and
Module selection

| Contact block | | LED display | Connection | | Rounded plungers | Roller plungers | Roller levers | | Angular roller levers | Spring rod actuators | |
|---------------|-----------------|-------------|-----------------|-----------------|---|-------------------------------|-------------------------------|--------------------------|-------------------------------|---------------------------------------|---------------------------|
| Contacts | Contact element | | | | High-grade steel plungers, with over-travel | High-grade steel rollers | Metal levers | | Metal levers | Plastic plungers, total length 143 mm | |
| | | | | | ↓ $v_{max} = 1 \text{ m/s}$ ↻ | ↔ $v_{max} = 1 \text{ m/s}$ ↻ | ↔ $v_{max} = 1 \text{ m/s}$ ↻ | | ↑ $v_{max} = 1 \text{ m/s}$ ↻ | ↑ $v_{max} = 1 \text{ m/s}$ ↻ | $v_{max} = 1 \text{ m/s}$ |
| | | | | | | | Plastic rollers | High-grade steel rollers | Plastic rollers | High-grade steel rollers | |
| 1 NO/ 1 NC | Slow action | without | 3 x (M20 x 1.5) | Complete unit | 3SE5 122-0BC02 | 3SE5 122-0BD02 | 3SE5 122-0BE01 | -- | 3SE5 122-0BF01 | -- | -- |
| | | | | Basic switch | 3SE5 122-0BA00 | 3SE5 122-0BA00 | 3SE5 122-0BA00 | 3SE5 122-0BA00 | 3SE5 122-0BA00 | 3SE5 122-0BA00 | -- |
| | | | | + Actuator head | 3SE5 000-0AC02 | 3SE5 000-0AD02 | 3SE5 000-0AE01 | 3SE5 000-0AE02 | 3SE5 000-0AF01 | 3SE5 000-0AF02 | -- |
| | | | | Complete unit | 3SE5 122-0CC02 | 3SE5 122-0CD02 | 3SE5 122-0CE01 | 3SE5 122-0CE02 | 3SE5 122-0CF01 | -- | 3SE5 122-0CR01 |
| | | | | Basic switch | 3SE5 122-0CA00 | 3SE5 122-0CA00 | 3SE5 122-0CA00 | 3SE5 122-0CA00 | 3SE5 122-0CA00 | 3SE5 122-0CA00 | 3SE5 122-0CA00 |
| | | | | + Actuator head | 3SE5 000-0AC02 | 3SE5 000-0AD02 | 3SE5 000-0AE01 | 3SE5 000-0AE02 | 3SE5 000-0AF01 | 3SE5 000-0AF02 | 3SE5 000-0AR01 |
| | Snap action | without | 3 x (M20 x 1.5) | Complete unit | 3SE5 122-0KC02 | 3SE5 122-0KD02 | 3SE5 122-0KE01 | -- | -- | -- | -- |
| | | | | Basic switch | 3SE5 122-0KA00 | 3SE5 122-0KA00 | 3SE5 122-0KA00 | 3SE5 122-0KA00 | 3SE5 122-0KA00 | 3SE5 122-0KA00 | -- |
| | | | | + Actuator head | 3SE5 000-0AC02 | 3SE5 000-0AD02 | 3SE5 000-0AE01 | 3SE5 000-0AE02 | 3SE5 000-0AF01 | 3SE5 000-0AF02 | -- |
| | | | | Complete unit | -- | -- | -- | -- | -- | -- | -- |
| | | | | Basic switch | 3SE5 122-1KA00 | 3SE5 122-1KA00 | 3SE5 122-1KA00 | 3SE5 122-1KA00 | 3SE5 122-1KA00 | 3SE5 122-1KA00 | -- |
| | | | | + Actuator head | 3SE5 000-0AC02 | 3SE5 000-0AD02 | 3SE5 000-0AE01 | 3SE5 000-0AE02 | 3SE5 000-0AF01 | 3SE5 000-0AF02 | -- |
| 1 NO/ 2 NC | Slow action | without | 3 x (M20 x 1.5) | Complete unit | 3SE5 122-0LC02 | 3SE5 122-0LD02 | 3SE5 122-0LE01 | -- | -- | -- | -- |
| | | | | Basic switch | 3SE5 122-0LA00 | 3SE5 122-0LA00 | 3SE5 122-0LA00 | 3SE5 122-0LA00 | 3SE5 122-0LA00 | 3SE5 122-0LA00 | 3SE5 122-0LA00 |
| | | | | + Actuator head | 3SE5 000-0AC02 | 3SE5 000-0AD02 | 3SE5 000-0AE01 | 3SE5 000-0AE02 | 3SE5 000-0AF01 | 3SE5 000-0AF02 | 3SE5 000-0AR01 |
| | | | | Complete unit | -- | -- | -- | -- | -- | -- | -- |
| | | | | Basic switch | 3SE5 122-1LA00 | 3SE5 122-1LA00 | 3SE5 122-1LA00 | 3SE5 122-1LA00 | 3SE5 122-1LA00 | 3SE5 122-1LA00 | 3SE5 122-1LA00 |
| | | | | + Actuator head | 3SE5 000-0AC02 | 3SE5 000-0AD02 | 3SE5 000-0AE01 | 3SE5 000-0AE02 | 3SE5 000-0AF01 | 3SE5 000-0AF02 | 3SE5 000-0AR01 |
| | Snap action | without | 3 x (M20 x 1.5) | Complete unit | 3SE5 122-0LC02 | 3SE5 122-0LD02 | 3SE5 122-0LE01 | -- | -- | -- | -- |
| | | | | Basic switch | 3SE5 122-0LA00 | 3SE5 122-0LA00 | 3SE5 122-0LA00 | 3SE5 122-0LA00 | 3SE5 122-0LA00 | 3SE5 122-0LA00 | 3SE5 122-0LA00 |
| | | | | + Actuator head | 3SE5 000-0AC02 | 3SE5 000-0AD02 | 3SE5 000-0AE01 | 3SE5 000-0AE02 | 3SE5 000-0AF01 | 3SE5 000-0AF02 | 3SE5 000-0AR01 |
| | | | | Complete unit | -- | -- | -- | -- | -- | -- | -- |
| | | | | Basic switch | 3SE5 122-1LA00 | 3SE5 122-1LA00 | 3SE5 122-1LA00 | 3SE5 122-1LA00 | 3SE5 122-1LA00 | 3SE5 122-1LA00 | 3SE5 122-1LA00 |
| | | | | + Actuator head | 3SE5 000-0AC02 | 3SE5 000-0AD02 | 3SE5 000-0AE01 | 3SE5 000-0AE02 | 3SE5 000-0AF01 | 3SE5 000-0AF02 | 3SE5 000-0AR01 |

For ordering notes see page 7.

Standard Position Switches
Metal Enclosures, 56 mm
Switching points according to
EN 50041, IP66/IP67

Complete unit and
Module selection



| Contact block | | LED display | Connection | Twist actuators (switching right and/or left, adjustable) | | | | | | | | | | Fork lever actuators | |
|-----------------|-----------------|--|--|---|--|---|---|--|---|--|---------------------------------------|---|----------------|----------------------|----------------|
| | | | | Twist levers | | High-grade steel rollers | | High-grade steel rollers | | Length-adjustable twist levers | | Rod actuators, 200 mm long | | Metal levers | |
| Contacts | Contact element | | | Metal levers Plastic rollers ↔ V _{max} = 1,5 m/s | High-grade steel rollers ↔ V _{max} = 1,5 m/s | High-grade steel rollers Plastic rollers ↔ V _{max} = 1,5 m/s | Metal levers Plastic rollers ↔ V _{max} = 1,5 m/s | High-grade steel rollers ↔ V _{max} = 1,5 m/s | With latching holes, plastic rollers ↔ V _{max} = 1,5 m/s | Aluminum ↔ V _{max} = 1 m/s | Plastic ↔ V _{max} = 1 m/s | Metal levers Plastic rollers ↔ V _{max} = 1,5 m/s | | | |
| 1 NO/ 1 NC | Slow action | without | 3 x (M20 x 1.5) | Complete unit | 3SE5 122-0BH01 | -- | -- | 3SE5 122-0BH50 | -- | 3SE5 122-0BH60 | -- | -- | -- | | |
| | | | | Basic switch | 3SE5 122-0BA00 | 3SE5 122-0BA00 | 3SE5 122-0BA00 | 3SE5 122-0BA00 | 3SE5 122-0BA00 | 3SE5 122-0BA00 | 3SE5 122-0BA00 | 3SE5 122-0BA00 | 3SE5 122-0BA00 | 3SE5 122-0BA00 | 3SE5 122-0BA00 |
| | | | | + Actuator head | 3SE5 000-0AH00 | 3SE5 000-0AH00 | 3SE5 000-0AH00 | 3SE5 000-0AH00 | 3SE5 000-0AH00 | 3SE5 000-0AH00 | 3SE5 000-0AH00 | 3SE5 000-0AH00 | 3SE5 000-0AH00 | 3SE5 000-0AH00 | 3SE5 000-0AT10 |
| | | + Twist lever | 3SE5 000-0AA01 | 3SE5 000-0AA02 | 3SE5 000-0AA11 | 3SE5 000-0AA50 | 3SE5 000-0AA51 | 3SE5 000-0AA60 | 3SE5 000-0AA80 | 3SE5 000-0AA82 | 3SE5 000-0AA80 | 3SE5 000-0AA82 | 3SE5 000-0AT01 | | |
| | | Snap action | without | 3 x (M20 x 1.5) | Complete unit | 3SE5 122-0CH01 | 3SE5 122-0CH02 | -- | 3SE5 122-0CH50 | -- | 3SE5 122-0CH60 | 3SE5 122-0CH80 | 3SE5 122-0CH82 | 3SE5 122-0CT11 | |
| | | | | | Basic switch | 3SE5 122-0CA00 | 3SE5 122-0CA00 | 3SE5 122-0CA00 | 3SE5 122-0CA00 | 3SE5 122-0CA00 | 3SE5 122-0CA00 | 3SE5 122-0CA00 | 3SE5 122-0CA00 | 3SE5 122-0CA00 | 3SE5 122-0CA00 |
| | + Actuator head | | | | 3SE5 000-0AH00 | 3SE5 000-0AH00 | 3SE5 000-0AH00 | 3SE5 000-0AH00 | 3SE5 000-0AH00 | 3SE5 000-0AH00 | 3SE5 000-0AH00 | 3SE5 000-0AH00 | 3SE5 000-0AH00 | 3SE5 000-0AT10 | |
| | 1 NO/ 2 NC | Slow action | without | 3 x (M20 x 1.5) | Complete unit | 3SE5 122-0KH01 | -- | -- | -- | -- | -- | -- | -- | | |
| | | | | | Basic switch | 3SE5 122-0KA00 | 3SE5 122-0KA00 | 3SE5 122-0KA00 | 3SE5 122-0KA00 | 3SE5 122-0KA00 | 3SE5 122-0KA00 | 3SE5 122-0KA00 | 3SE5 122-0KA00 | 3SE5 122-0KA00 | 3SE5 122-0KA00 |
| | | | | | + Actuator head | 3SE5 000-0AH00 | 3SE5 000-0AH00 | 3SE5 000-0AH00 | 3SE5 000-0AH00 | 3SE5 000-0AH00 | 3SE5 000-0AH00 | 3SE5 000-0AH00 | 3SE5 000-0AH00 | 3SE5 000-0AH00 | 3SE5 000-0AT10 |
| | | | + Twist lever | 3SE5 000-0AA01 | 3SE5 000-0AA02 | 3SE5 000-0AA11 | 3SE5 000-0AA50 | 3SE5 000-0AA51 | 3SE5 000-0AA60 | 3SE5 000-0AA80 | 3SE5 000-0AA82 | 3SE5 000-0AT01 | | | |
| | | | 2 LEDs, yellow / green, 24 V DC | 3 x (M20 x 1.5) | Complete unit | -- | -- | -- | -- | -- | -- | -- | -- | -- | |
| Basic switch | | | | | 3SE5 122-1KA00 | 3SE5 122-1KA00 | 3SE5 122-1KA00 | 3SE5 122-1KA00 | 3SE5 122-1KA00 | 3SE5 122-1KA00 | 3SE5 122-1KA00 | 3SE5 122-1KA00 | 3SE5 122-1KA00 | 3SE5 122-1KA00 | |
| + Actuator head | | 3SE5 000-0AH00 | | | 3SE5 000-0AH00 | 3SE5 000-0AH00 | 3SE5 000-0AH00 | 3SE5 000-0AH00 | 3SE5 000-0AH00 | 3SE5 000-0AH00 | 3SE5 000-0AH00 | 3SE5 000-0AH00 | 3SE5 000-0AT10 | | |
| Snap action | | without | 3 x (M20 x 1.5) | Complete unit | 3SE5 122-0LH01 | 3SE5 122-0LH02 | -- | 3SE5 122-0LH50 | -- | 3SE5 122-0LH60 | -- | -- | | | |
| | | | | Basic switch | 3SE5 122-0LA00 | 3SE5 122-0LA00 | 3SE5 122-0LA00 | 3SE5 122-0LA00 | 3SE5 122-0LA00 | 3SE5 122-0LA00 | 3SE5 122-0LA00 | 3SE5 122-0LA00 | 3SE5 122-0LA00 | | |
| | | | | + Actuator head | 3SE5 000-0AH00 | 3SE5 000-0AH00 | 3SE5 000-0AH00 | 3SE5 000-0AH00 | 3SE5 000-0AH00 | 3SE5 000-0AH00 | 3SE5 000-0AH00 | 3SE5 000-0AH00 | 3SE5 000-0AT10 | | |
| | | + Twist lever | 3SE5 000-0AA01 | 3SE5 000-0AA02 | 3SE5 000-0AA11 | 3SE5 000-0AA50 | 3SE5 000-0AA51 | 3SE5 000-0AA60 | 3SE5 000-0AA80 | 3SE5 000-0AA82 | 3SE5 000-0AT01 | | | | |
| | | 2 LEDs, yellow / green, 24 V DC | 3 x (M20 x 1.5) | Complete unit | -- | -- | -- | -- | -- | -- | -- | -- | | | |
| | Basic switch | | | 3SE5 122-1LA00 | 3SE5 122-1LA00 | 3SE5 122-1LA00 | 3SE5 122-1LA00 | 3SE5 122-1LA00 | 3SE5 122-1LA00 | 3SE5 122-1LA00 | 3SE5 122-1LA00 | 3SE5 122-1LA00 | | | |
| + Actuator head | 3SE5 000-0AH00 | | | 3SE5 000-0AH00 | 3SE5 000-0AH00 | 3SE5 000-0AH00 | 3SE5 000-0AH00 | 3SE5 000-0AH00 | 3SE5 000-0AH00 | 3SE5 000-0AH00 | 3SE5 000-0AT10 | | | | |
| + Twist lever | 3SE5 000-0AA01 | 3SE5 000-0AA02 | 3SE5 000-0AA11 | 3SE5 000-0AA50 | 3SE5 000-0AA51 | 3SE5 000-0AA60 | 3SE5 000-0AA80 | 3SE5 000-0AA82 | 3SE5 000-0AT01 | | | | | | |

For ordering notes see page 7.

Convincing Performance: SIRIUS Standard Position Switches



SIRIUS open-type standard position switches: with even greater compactness, IP20

Their compact design makes them particularly suitable for use in confined conditions.

Our open-type position switches are equipped as standard with three contacts.

The fixing dimensions are according to EN 50047.

3SE5 position switches, open-type

| Version | Contacts | Contact element | Order No. |
|--|-----------|---|----------------|
| Plastic enclosures, 30 mm wide | | | |
| Rounded plungers, PTFE Ø 6 mm, 6 mm travel | 1 NO/2 NC | Slow action  | 3SE5 250-0KC05 |
| | 1 NO/2 NC | Snap action  | 3SE5 250-0LC05 |



Maximizing Safety at Field Level: SIRIUS Safety Position Switches

You can totally rely on SIRIUS detecting devices. Besides a wide range of reliable devices for standard applications, our portfolio also includes a whole family of detecting devices which are designed for use in safety circuits. These devices can be used in detection applications up to EN 954-1 Category 4 and SIL3 according to IEC 62061. Different switch types are available to handle a variety of applications.

Tamper-proof **position switches with separate actuator** are a good choice for checking the position of protective doors. **Position switches with solenoid interlocking** are a reliable and safe solution when interlocking is needed to eliminate hazards, for example within the working radius of a robotics system. **Hinge switches** with positive locking between the switch and the door hinge offer excellent tamper protection in pivoting door and cover applications. In other words: You get maximum safety and flexibility when you design SIRIUS detecting devices into your solutions.

Demand for safety position switches continues to increase, and customers expect that the switches will offer even better functionality. Because the switches play such an important role, we have developed a new generation of products which offers a whole range of additional functions.

New features

- **Optional LED displays** are available for all enclosures to facilitate user-friendly on-site diagnosis.
- The entire **ASIsafe electronics are now integrated into the enclosure** – ASIsafe now does not take up any extra space.

Safety position switches with solenoid interlocking now offer additional functionality:

- **High locking forces** up to 2600 N (metal version) and 1300 N (plastic version)
- **A number of additional release mechanisms** to handle any application.
- Direct connection to the ASi network with a **very low current load** of ≤ 170 mA
- **2 x 3 contacts** as standard




SIRIUS Position Switches with Separate Actuator: Proven and Safe

SIRIUS position switches with separate actuator are the ideal choice if you need to be absolutely sure that the safety mechanism on protective doors cannot be deactivated. Multiple mechanical coding virtually eliminates any possibility of tampering. The separate actuator is mounted directly on the protective door. When the door is closed, the actuator moves into the

opening on the switch. When the door is opened, the actuator is removed from the switch and the NC contacts open. The circuit is broken – safely and reliably. Full actuator rotation in four 90° increments and approach from the top give you the flexibility you need for your application.

| 3SE5 position switches with separate actuator | | | |
|---|---|----------------------------------|---------------------|
| Contacts (slow-action contact element) | Version | LED display | Order No. |
| Plastic enclosures according to EN 50047 (31 mm wide), 5 directions of approach | | | |
| 1 NO/1 NC | 1 x (M20 x 1.5) | without | 3SE5 232-0RV40 |
| | | yellow + green, 24 V DC | 3SE5 232-1RV40 |
| | | yellow + green, 115 V - 230 V AC | 3SE5 232-3RV40 |
| | M12 plug, 5-pole (1 NO/1 NC connected); max. 24 V DC, 4 A | yellow + green, 24 V DC | 3SE5 234-1RV40-1AF3 |
| 1 NO/2 NC | M12 plug, 4-pole (1 NO/1 NC connected); max. 250 V AC, 4 A | without | 3SE5 234-0RV40-1AC4 |
| | 1 x (M20 x 1.5) | without | 3SE5 232-0QV40 |
| 1 NO/2 NC | M12 plug, 4-pole (2 NC connected); max. 250 V AC, 4 A | without | 3SE5 234-0QV40-1AE0 |
| | Plastic enclosures (50 mm wide), 5 directions of approach | | |
| 1 NO/2 NC | 2 x (M20 x 1.5) | without | 3SE5 242-0QV40 |
| | | yellow + green, 24 V DC | 3SE5 242-1QV40 |
| | | yellow + green, 115 V - 230 V AC | 3SE5 242-3QV40 |
| Metal enclosures according to EN 50041 (40 mm wide), 5 directions of approach | | | |
| 1 NO/1 NC | M12 plug, plastic, 5-pole, (1 NO/1 NC connected); max. 24 V DC, 4 A | yellow + green, 24 V DC | 3SE5 114-1RV10-1AF3 |
| | M12 plug, plastic, 5-pole, (1 NO/1 NC, PE connected); max. 24 V AC/DC, 4 A | without | 3SE5 114-0RV10-1AC5 |
| | Plug 6 + PE according to EN 43651, plastic (1 NO/1 NC and PE connected); max. 24 V DC, 6 A | yellow + green, 24 V DC | 3SE5 115-1RV10-1AF2 |
| | Plug 6 + PE according to EN 43651, plastic (1 NO/1 NC and PE connected); max. 250 V AC, 6 A | without | 3SE5 115-0RV10-1AD1 |
| 1 NO/2 NC | 1 x (M20 x 1.5) | without | 3SE5 112-0QV10 |
| | | yellow + green, 24 V DC | 3SE5 112-1QV10 |
| | | yellow + green, 115 V - 230 V AC | 3SE5 112-3QV10 |
| 2 NC | M12 plug, plastic, 5-pole, (2 NC, PE connected); max. 24 V AC/DC, 4 A | without | 3SE5 114-0QV10-1AE1 |
| Metal enclosures (56 mm wide), 5 directions of approach | | | |
| 1 NO/2 NC | 3 x (M20 x 1.5) | without | 3SE5 122-0QV10 |
| | | yellow + green, 24 V DC | 3SE5 122-1QV10 |
| | | yellow + green, 115 V - 230 V AC | 3SE5 122-3QV10 |

Actuators for 3SE5/3SF1 position switches with separate actuator

| | | |
|---|----------------------------------|----------------|
|  | Standard actuators | 3SE5 000-0AV01 |
|  | Actuators with vertical fixing | 3SE5 000-0AV02 |
|  | Actuators with transverse fixing | 3SE5 000-0AV03 |
| | Radius actuators, left | 3SE5 000-0AV04 |
| | Radius actuators, right | 3SE5 000-0AV06 |
| | Universal radius actuators | 3SE5 000-0AV05 |

The position switches with separate actuator can only be operated with the matching coded actuator. Simple overruling by hand or auxiliary devices is impossible. The actuators are not included in the scope of supply of the switch and must be ordered separately.



SIRIUS Position Switches with Solenoid Interlocking: Clever and Reliable

When protective doors have to remain closed while a machine is being shut down, for example to prevent access to the working radius of a robotic system, SIRIUS position switches with separate actuator and additional electromagnetic tumbler are the best solution. An integrated auxiliary magnet keeps the door locked until a specific signal has been received. Not even a force of 2600 N is sufficient to remove the actuator. A safety mechanism to prevent unwanted closing ensures that the NC contacts of the magnet never close even when the door is open. The switch can be released manually using an auxiliary release mechanism if, for example, access is required following a power failure or during installation. Some of the outstanding standard features include an integrated solenoid interlocking with 24 V, 115 V or 230 V coil voltage, 6 switching contacts and separate position sensing for the magnet and the protective door. Optical status monitoring is also available.


New features

- **Higher locking forces** (2600 N on the metal version, 1300 N on the plastic versions) guarantee enhanced safety even in harsh industrial environments.
- **2 x 3 contacts are included as standard.** Two NC contacts and one NO contact are provided for magnet and actuator monitoring.
- **The new, innovative ASIsafe solution** with integrated module, which has been designed with safety in mind, greatly reduces the load on the data line: contact monitoring and magnet control draw on ≤ 170 mA.
- **A number of additional release mechanisms** to handle any application: auxiliary release mechanism, lock release, escape release and emergency release
- Actuator heads can be rotated in 4 x 90° increments; 5 directions of approach (4 x lateral + 1 x front)



Position Switches with Solenoid Interlocking

Release Variants






- Personnel working inside the hazard zone can use the **escape release** feature to manually release the tumbler without tools so that they can exit the hazard area. An intentional act (in this case pulling the gray actuator) is required to release the locking mechanism and restore the normal operating state. (Source: GS-ET 19)

- **Emergency release** enables someone outside of the hazard zone to manually release the tumbler without tools in an emergency situation. Releasing the lock and restoring the normal operating status must require effort which is comparable to repair activity, in this case removal of the red actuator and resetting the mechanical lock.

3SE5 position switches with solenoid interlocking, complete units

| Version | Release | Magnet voltage | LED display | Plastic enclosure | Metal enclosure |
|---|--|----------------|----------------|-------------------|-----------------|
| | | | | Order No. | Order No. |
| Spring-actuated lock (closed-circuit principle) Actuator contacts 1 NO/2 NC Magnet contacts 1 NO/2 NC |  Auxiliary release | 24 V DC | -- | 3SE5 322-0SD21 | 3SE5 312-0SD11 |
| | | | yellow / green | 3SE5 322-1SD21 | 3SE5 312-1SD11 |
| | | 115 V AC | -- | 3SE5 322-0SD22 | 3SE5 312-0SD12 |
| | | | yellow / green | 3SE5 322-2SD22 | 3SE5 312-2SD12 |
| | | 230 V AC | -- | 3SE5 322-0SD23 | 3SE5 312-0SD13 |
| | | | yellow / green | 3SE5 322-3SD23 | 3SE5 312-3SD13 |
| |  Auxiliary release with lock | 24 V DC | -- | 3SE5 322-0SE21 | 3SE5 312-0SE11 |
| | | | yellow / green | 3SE5 322-1SE21 | 3SE5 312-1SE11 |
| | | 115 V AC | -- | 3SE5 322-0SE22 | 3SE5 312-0SE12 |
| | | | yellow / green | 3SE5 322-2SE22 | 3SE5 312-2SE12 |
| | | 230 V AC | -- | 3SE5 322-0SE23 | 3SE5 312-0SE13 |
| | | | yellow / green | 3SE5 322-3SE23 | 3SE5 312-3SE13 |
|  Escape release from the front | 24 V DC | -- | 3SE5 322-0SF21 | 3SE5 312-0SF11 | |
| | | yellow / green | 3SE5 322-1SF21 | 3SE5 312-1SF11 | |
| | 115 V AC | -- | 3SE5 322-0SF22 | 3SE5 312-0SF12 | |
| | | yellow / green | 3SE5 322-2SF22 | 3SE5 312-2SF12 | |
| | 230 V AC | -- | 3SE5 322-0SF23 | 3SE5 312-0SF13 | |
| | | yellow / green | 3SE5 322-3SF23 | 3SE5 312-3SF13 | |
|  Escape release from the back and auxiliary release from the front | 24 V DC | -- | 3SE5 322-0SG21 | 3SE5 312-0SG11 | |
| | | yellow / green | 3SE5 322-1SG21 | 3SE5 312-1SG11 | |
| | 115 V AC | -- | 3SE5 322-0SG22 | 3SE5 312-0SG12 | |
| | | yellow / green | 3SE5 322-2SG22 | 3SE5 312-2SG12 | |
| | 230 V AC | -- | 3SE5 322-0SG23 | 3SE5 312-0SG13 | |
| | | yellow / green | 3SE5 322-3SG23 | 3SE5 312-3SG13 | |
|  Emergency release from the back and auxiliary release from the front | 24 V DC | -- | 3SE5 322-0SJ21 | 3SE5 312-0SJ11 | |
| | | yellow / green | 3SE5 322-1SJ21 | 3SE5 312-1SJ11 | |
| | 115 V AC | -- | 3SE5 322-0SJ22 | 3SE5 312-0SJ12 | |
| | | yellow / green | 3SE5 322-2SJ22 | 3SE5 312-2SJ12 | |
| | 230 V AC | -- | 3SE5 322-0SJ23 | 3SE5 312-0SJ13 | |
| | | yellow / green | 3SE5 322-3SJ23 | 3SE5 312-3SJ13 | |
| Magnetic field lock (open-circuit principle) Actuator contacts 1 NO/2 NC Magnet contacts 1 NO/2 NC |  | 24 V DC | -- | 3SE5 322-0SB21 | 3SE5 312-0SB11 |
| | | | yellow / green | 3SE5 322-1SB21 | 3SE5 312-1SB11 |
| | | 115 V AC | -- | 3SE5 322-0SB22 | 3SE5 312-0SB12 |
| | | | yellow / green | 3SE5 322-2SB22 | 3SE5 312-2SB12 |
| | | 230 V AC | -- | 3SE5 322-0SB23 | 3SE5 312-0SB13 |
| | | | yellow / green | 3SE5 322-3SB23 | 3SE5 312-3SB13 |

| Actuators for 3SE5/3SF1 position switches with solenoid interlocking | | |
|---|----------------------------------|----------------|
|  | Standard actuators | 3SE5 000-0AV01 |
|  | Actuators with vertical fixing | 3SE5 000-0AV02 |
|  | Actuators with transverse fixing | 3SE5 000-0AV03 |
| | Radius actuators, left | 3SE5 000-0AV04 |
| | Radius actuators, right | 3SE5 000-0AV06 |
| | Universal radius actuators | 3SE5 000-0AV05 |

The position switches with solenoid interlocking can only be operated with the matching coded actuator. Simple overruling by hand or auxiliary devices is impossible. The actuators are not included in the scope of supply of the switch and must be ordered separately.

SIRIUS Hinge Switches: Tamper-Proof

Our offering of hinge switches rounds off the range of position switches for monitoring hinged doors and flaps. With their fixed, positive connection between the switch and the door hinge directly at the pivoting point of the protective device, these mechanical switches offer excellent protection from overruling and tampering. And the same time hinge switches in standard enclosures according to EN 50047 and EN 50041 have a very small operating angle of just 5°. Simultaneous shutdown and signaling is provided in addition by the 1 NO/1 NC snap-action contacts. SIRIUS hinge switches are available as complete units only.



| 3SE5 hinge switches, complete units | | | | | | |
|---|-----------------|---|-----------------------|---|-----------------------|----------------|
| Contacts | Contact element | Hollow shaft $\varnothing_{\text{int.}} = 8 \text{ mm}$, $\varnothing_{\text{ext.}} = 12 \text{ mm}$ | | Solid shaft $\varnothing = 10 \text{ mm}$ | | |
| | | Operating angle 5° ↻ | Operating angle 15° ↻ | Operating angle 5° ↻ | Operating angle 15° ↻ | |
| Plastic enclosures according to EN 50047 (31 mm wide), mounting on hinges | | | | | | |
|  | 1 NO/ 1 NC | Snap action | -- | 3SE5 232-0HU21 | -- | 3SE5 232-0HU22 |
| | 1 NO/ 2 NC | Snap action | 3SE5 232-0LU11 | 3SE5 232-0LU21 | 3SE5 232-0LU12 | 3SE5 232-0LU22 |
| Plastic enclosures according to EN 50041 (40 mm wide), mounting on hinges | | | | | | |
|  | 1 NO/ 1 NC | Snap action | 3SE5 112-0LU11 | 3SE5 112-0LU21 | 3SE5 112-0LU12 | 3SE5 112-0LU22 |

AS-Interface Connections: Total Flexibility



If you want to deploy networking solutions in your system, SIRIUS detecting devices are the ideal choice. All of the components can be used in AS-Interface system environments. This is because they comply with IEC 62026-2 and are fully compatible with familiar AS-Interface components such as master, slaves, power supply, etc. Hence they can be used together on the yellow AS-Interface line. We supply all of the components you need to set up a safe AS-Interface network.

New features

Our new generation of switches enables easy and fast connection to the ASi network because:

- The **complete range of 3SE5 position switches is available with integrated ASIsafe electronics:**
 - Standard position switches
 - Position switches with separate actuator
 - Position switches with tumbler
 - Hinge switches
- **Connection to the AS-Interface system** is by means of an **M12 plug**.
- **Direct integration of the safety position switches with tumbler in the ASi network** results in a very low data line load, ≤ 170 mA.



3SF1 Standard Position Switches with Integrated ASIsafe Electronics

Module selection

Plastic enclosures

| Enclosure | Contacts | Contact element | Connection |
|-----------------------------|----------|-----------------|--|
| 31 mm wide acc. to EN 50047 | 2 NC | Slow action | M12 plug, 4-pole; channel 1 on NC contact, channel 2 on NC contact |
| | | | |
| | | Basic switch | M12 plug, 4-pole; channel 1 on NC contact, channel 2 on M12 socket right |
| | | | |



| | Rounded plungers | Roller plungers | Roller levers | | Angular roller levers | | Spring rod actuators |
|--------------------------------------|--------------------------------------|--------------------------------------|--------------------------------------|------------------------------------|--------------------------------------|--|----------------------|
| (Integrated in basic switch) | | | | | | | |
| PTFE plungers | Plastic rollers | Metal levers | High-grade steel levers | Metal levers | High-grade steel levers | Plastic plungers, total length 143 mm | |
| $\downarrow v_{max} = 1 \text{ m/s}$ | $\downarrow v_{max} = 1 \text{ m/s}$ | $\leftarrow v_{max} = 1 \text{ m/s}$ | $\leftarrow v_{max} = 1 \text{ m/s}$ | $\uparrow v_{max} = 1 \text{ m/s}$ | $\leftarrow v_{max} = 1 \text{ m/s}$ | $v_{max} = 1 \text{ m/s}$ | |
| Basic switch | 3SF1 234-1KC05-1BA1 | 3SF1 234-1KC05-1BA1 | 3SF1 234-1KC05-1BA1 | 3SF1 234-1KC05-1BA1 | 3SF1 234-1KC05-1BA1 | 3SF1 234-1KC05-1BA1 | -- |
| + Actuator head | -- | 3SE5 000-0AD03 | 3SE5 000-0AE10 | 3SE5 000-0AE12 | 3SE5 000-0AF10 | 3SE5 000-0AF12 | -- |
| Basic switch | 3SF1 234-1LC05-1BA1 | 3SF1 234-1LC05-1BA1 | 3SF1 234-1LC05-1BA1 | 3SF1 234-1LC05-1BA1 | 3SF1 234-1LC05-1BA1 | 3SF1 234-1LC05-1BA1 | 3SF1 234-1LC05-1BA1 |
| + Actuator head | -- | 3SE5 000-0AD03 | 3SE5 000-0AE10 | 3SE5 000-0AE12 | 3SE5 000-0AF10 | 3SE5 000-0AF12 | 3SE5 000-0AR01 |
| Basic switch | 3SF1 244-1KC05-1BA2 | 3SF1 244-1KC05-1BA2 | 3SF1 244-1KC05-1BA2 | 3SF1 244-1KC05-1BA2 | 3SF1 244-1KC05-1BA2 | 3SF1 244-1KC05-1BA2 | -- |
| + Actuator head | -- | 3SE5 000-0AD03 | 3SE5 000-0AE10 | 3SE5 000-0AE12 | 3SE5 000-0AF10 | 3SE5 000-0AF12 | -- |
| Basic switch | 3SF1 244-1LC05-1BA2 | 3SF1 244-1LC05-1BA2 | 3SF1 244-1LC05-1BA2 | 3SF1 244-1LC05-1BA2 | 3SF1 244-1LC05-1BA2 | 3SF1 244-1LC05-1BA2 | 3SF1 244-1LC05-1BA2 |
| + Actuator head | -- | 3SE5 000-0AD03 | 3SE5 000-0AE10 | 3SE5 000-0AE12 | 3SE5 000-0AF10 | 3SE5 000-0AF12 | 3SE5 000-0AR01 |

Metal enclosures

| Enclosure | Contacts | Contact element | Connection |
|-----------------------------|----------|-----------------|--|
| 40 mm wide acc. to EN 50041 | 2 NC | Slow action | M12 plug, 4-pole; channel 1 on NC contact, channel 2 on NC contact |
| | | | |
| | | Basic switch | M12 plug, 4-pole; channel 1 on NC contact, channel 2 on M12 socket right |
| | | | |



| | Rounded plungers | Roller plungers | Roller levers | | Angular roller levers | | Spring rod actuators |
|---|---|--------------------------------------|--------------------------------------|--------------------------------------|--------------------------------------|--|----------------------|
| High-grade steel plungers, with overtravel | | | | | | | |
| High-grade steel rollers | High-grade steel rollers | Metal levers | High-grade steel rollers | Metal levers | High-grade steel rollers | Plastic plungers, total length 143 mm | |
| $\downarrow v_{max} = 1 \text{ m/s}$ | $\leftrightarrow v_{max} = 1 \text{ m/s}$ | $\leftarrow v_{max} = 1 \text{ m/s}$ | $\leftarrow v_{max} = 1 \text{ m/s}$ | $\uparrow v_{max} = 2.5 \text{ m/s}$ | $\uparrow v_{max} = 2.5 \text{ m/s}$ | $v_{max} = 1 \text{ m/s}$ | |
| Basic switch | 3SF1 114-1KA00-1BA1 | 3SF1 114-1KA00-1BA1 | 3SF1 114-1KA00-1BA1 | 3SF1 114-1KA00-1BA1 | 3SF1 114-1KA00-1BA1 | 3SF1 114-1KA00-1BA1 | -- |
| + Actuator head | 3SE5 000-0AC02 | 3SE5 000-0AD02 | 3SE5 000-0AE01 | 3SE5 000-0AE02 | 3SE5 000-0AF01 | 3SE5 000-0AF02 | -- |
| Basic switch | 3SF1 114-1LA00-1BA1 | 3SF1 114-1LA00-1BA1 | 3SF1 114-1LA00-1BA1 | 3SF1 114-1LA00-1BA1 | 3SF1 114-1LA00-1BA1 | 3SF1 114-1LA00-1BA1 | 3SF1 114-1LA00-1BA1 |
| + Actuator head | 3SE5 000-0AC02 | 3SE5 000-0AD02 | 3SE5 000-0AE01 | 3SE5 000-0AE02 | 3SE5 000-0AF01 | 3SE5 000-0AF02 | 3SE5 000-0AR01 |
| Basic switch | 3SF1 124-1KA00-1BA2 | 3SF1 124-1KA00-1BA2 | 3SF1 124-1KA00-1BA2 | 3SF1 124-1KA00-1BA2 | 3SF1 124-1KA00-1BA2 | 3SF1 124-1KA00-1BA2 | -- |
| + Actuator head | 3SE5 000-0AC02 | 3SE5 000-0AD02 | 3SE5 000-0AE01 | 3SE5 000-0AE02 | 3SE5 000-0AF01 | 3SE5 000-0AF02 | -- |
| Basic switch | 3SF1 124-1LA00-1BA2 | 3SF1 124-1LA00-1BA2 | 3SF1 124-1LA00-1BA2 | 3SF1 124-1LA00-1BA2 | 3SF1 124-1LA00-1BA2 | 3SF1 124-1LA00-1BA2 | 3SF1 124-1LA00-1BA2 |
| + Actuator head | 3SE5 000-0AC02 | 3SE5 000-0AD02 | 3SE5 000-0AE01 | 3SE5 000-0AE02 | 3SE5 000-0AF01 | 3SE5 000-0AF02 | 3SE5 000-0AR01 |

For ordering notes see page 7.

3SF1 Standard Position Switches with Integrated ASIsafe Electronics

Module selection

Plastic enclosures



| Enclosure | Contacts | Contact element | Connection |
|-----------------------------|----------|-----------------|--|
| 31 mm wide acc. to EN 50047 | 2 NC | Slow action | M12 plug, 4-pole; channel 1 on NC contact, channel 2 on NC contact |
| | | Snap action | M12 plug, 4-pole; channel 1 on NC contact, channel 2 on NC contact |
| 50 mm wide | 2 NC | Slow action | M12 plug, 4-pole; channel 1 on NC contact, channel 2 on M12 socket right |
| | | Snap action | M12 plug, 4-pole; channel 1 on NC contact, channel 2 on M12 socket right |

| Twist lever actuators (switching right and/or left, adjustable) | | | | | | | |
|---|---|---|---|---|---|---|---|
| Twist levers according to EN 50047 | | Length-adjustable twist levers | | | Rod actuators, 200 mm long | | |
| Metal levers | | High-grade steel levers | | Metal levers | | Aluminum | Plastic |
| Plastic rollers | High-grade steel rollers | Plastic rollers | Plastic rollers | High-grade steel rollers | With latching holes, plastic rollers | $\leftrightarrow V_{max} = 1 \text{ m/s}$ | $\leftrightarrow V_{max} = 1 \text{ m/s}$ |
| $\leftrightarrow V_{max} = 1.5 \text{ m/s}$ | $\leftrightarrow V_{max} = 1.5 \text{ m/s}$ | $\leftrightarrow V_{max} = 1.5 \text{ m/s}$ | $\leftrightarrow V_{max} = 1.5 \text{ m/s}$ | $\leftrightarrow V_{max} = 1.5 \text{ m/s}$ | $\leftrightarrow V_{max} = 1.5 \text{ m/s}$ | $\leftrightarrow V_{max} = 1 \text{ m/s}$ | $\leftrightarrow V_{max} = 1 \text{ m/s}$ |
| Basic switch | 3SF1 234-1KC05-1BA1 | 3SF1 234-1KC05-1BA1 | 3SF1 234-1KC05-1BA1 | 3SF1 234-1KC05-1BA1 | 3SF1 234-1KC05-1BA1 | 3SF1 234-1KC05-1BA1 | -- |
| + Actuator head | 3SE5 000-0AK00 | 3SE5 000-0AK00 | 3SE5 000-0AK00 | 3SE5 000-0AK00 | 3SE5 000-0AK00 | 3SE5 000-0AK00 | 3SE5 000-0AK00 |
| + Twist lever | 3SE5 000-0AA21 | 3SE5 000-0AA22 | 3SE5 000-0AA31 | 3SE5 000-0AA51 | 3SE5 000-0AA61 | 3SE5 000-0AA81 | 3SE5 000-0AA82 |
| + Actuator head | 3SE5 000-0AK00 | 3SE5 000-0AK00 | 3SE5 000-0AK00 | 3SE5 000-0AK00 | 3SE5 000-0AK00 | 3SE5 000-0AK00 | 3SE5 000-0AK00 |
| + Twist lever | 3SE5 000-0AA21 | 3SE5 000-0AA22 | 3SE5 000-0AA31 | 3SE5 000-0AA51 | 3SE5 000-0AA61 | 3SE5 000-0AA81 | 3SE5 000-0AA82 |
| Basic switch | 3SF1 244-1KC05-1BA2 | 3SF1 244-1KC05-1BA2 | 3SF1 244-1KC05-1BA2 | 3SF1 244-1KC05-1BA2 | 3SF1 244-1KC05-1BA2 | 3SF1 244-1KC05-1BA2 | -- |
| + Actuator head | 3SE5 000-0AK00 | 3SE5 000-0AK00 | 3SE5 000-0AK00 | 3SE5 000-0AK00 | 3SE5 000-0AK00 | 3SE5 000-0AK00 | 3SE5 000-0AK00 |
| + Twist lever | 3SE5 000-0AA21 | 3SE5 000-0AA22 | 3SE5 000-0AA31 | 3SE5 000-0AA51 | 3SE5 000-0AA61 | 3SE5 000-0AA81 | 3SE5 000-0AA82 |
| Basic switch | 3SF1 234-1LC05-1BA1 | 3SF1 234-1LC05-1BA1 | 3SF1 234-1LC05-1BA1 | 3SF1 234-1LC05-1BA1 | 3SF1 234-1LC05-1BA1 | 3SF1 234-1LC05-1BA1 | 3SF1 234-1LC05-1BA1 |
| + Actuator head | 3SE5 000-0AK00 | 3SE5 000-0AK00 | 3SE5 000-0AK00 | 3SE5 000-0AK00 | 3SE5 000-0AK00 | 3SE5 000-0AK00 | 3SE5 000-0AK00 |
| + Twist lever | 3SE5 000-0AA21 | 3SE5 000-0AA22 | 3SE5 000-0AA31 | 3SE5 000-0AA51 | 3SE5 000-0AA61 | 3SE5 000-0AA81 | 3SE5 000-0AA82 |

Metal enclosures







| Enclosure | Contacts | Contact element | Connection |
|-----------------------------|----------|-----------------|--|
| 40 mm wide acc. to EN 50041 | 2 NC | Slow action | M12 plug, 4-pole; channel 1 on NC contact, channel 2 on NC contact |
| | | Snap action | M12 plug, 4-pole; channel 1 on NC contact, channel 2 on NC contact |
| 56 mm wide | 2 NC | Slow action | M12 plug, 4-pole; channel 1 on NC contact, channel 2 on M12 socket right |
| | | Snap action | M12 plug, 4-pole; channel 1 on NC contact, channel 2 on M12 socket right |




| Twist lever actuators (switching right and/or left, adjustable) | | | | | | | |
|---|---|---|---|---|---|---|---|
| Twist levers according to EN 50047 | | Length-adjustable twist levers | | | Rod actuators, 200 mm long | | |
| Metal levers | | High-grade steel levers | | Metal levers | | Aluminum | Plastic |
| Plastic rollers | High-grade steel rollers | Plastic rollers | Plastic rollers | High-grade steel rollers | With latching holes, plastic rollers | $\leftrightarrow V_{max} = 1 \text{ m/s}$ | $\leftrightarrow V_{max} = 1 \text{ m/s}$ |
| $\leftrightarrow V_{max} = 1.5 \text{ m/s}$ | $\leftrightarrow V_{max} = 1.5 \text{ m/s}$ | $\leftrightarrow V_{max} = 1.5 \text{ m/s}$ | $\leftrightarrow V_{max} = 1.5 \text{ m/s}$ | $\leftrightarrow V_{max} = 1.5 \text{ m/s}$ | $\leftrightarrow V_{max} = 1.5 \text{ m/s}$ | $\leftrightarrow V_{max} = 1 \text{ m/s}$ | $\leftrightarrow V_{max} = 1 \text{ m/s}$ |
| Basic switch | 3SF1 114-1KA00-1BA1 | 3SF1 114-1KA00-1BA1 | 3SF1 114-1KA00-1BA1 | 3SF1 114-1KA00-1BA1 | 3SF1 114-1KA00-1BA1 | 3SF1 114-1KA00-1BA1 | -- |
| + Actuator head | 3SE5 000-0AH00 | 3SE5 000-0AH00 | 3SE5 000-0AH00 | 3SE5 000-0AH00 | 3SE5 000-0AH00 | 3SE5 000-0AH00 | 3SE5 000-0AH00 |
| + Twist lever | 3SE5 000-0AA01 | 3SE5 000-0AA02 | 3SE5 000-0AA11 | 3SE5 000-0AA50 | 3SE5 000-0AA51 | 3SE5 000-0AA60 | 3SE5 000-0AA80 |
| + Actuator head | 3SE5 000-0AH00 | 3SE5 000-0AH00 | 3SE5 000-0AH00 | 3SE5 000-0AH00 | 3SE5 000-0AH00 | 3SE5 000-0AH00 | 3SE5 000-0AH00 |
| + Twist lever | 3SE5 000-0AA01 | 3SE5 000-0AA02 | 3SE5 000-0AA11 | 3SE5 000-0AA50 | 3SE5 000-0AA51 | 3SE5 000-0AA60 | 3SE5 000-0AA80 |
| Basic switch | 3SF1 114-1LA00-1BA1 | 3SF1 114-1LA00-1BA1 | 3SF1 114-1LA00-1BA1 | 3SF1 114-1LA00-1BA1 | 3SF1 114-1LA00-1BA1 | 3SF1 114-1LA00-1BA1 | 3SF1 114-1LA00-1BA1 |
| + Actuator head | 3SE5 000-0AH00 | 3SE5 000-0AH00 | 3SE5 000-0AH00 | 3SE5 000-0AH00 | 3SE5 000-0AH00 | 3SE5 000-0AH00 | 3SE5 000-0AH00 |
| + Twist lever | 3SE5 000-0AA01 | 3SE5 000-0AA02 | 3SE5 000-0AA11 | 3SE5 000-0AA50 | 3SE5 000-0AA51 | 3SE5 000-0AA60 | 3SE5 000-0AA80 |
| Basic switch | 3SF1 124-1KA00-1BA2 | 3SF1 124-1KA00-1BA2 | 3SF1 124-1KA00-1BA2 | 3SF1 124-1KA00-1BA2 | 3SF1 124-1KA00-1BA2 | 3SF1 124-1KA00-1BA2 | -- |
| + Actuator head | 3SE5 000-0AH00 | 3SE5 000-0AH00 | 3SE5 000-0AH00 | 3SE5 000-0AH00 | 3SE5 000-0AH00 | 3SE5 000-0AH00 | 3SE5 000-0AH00 |
| + Twist lever | 3SE5 000-0AA01 | 3SE5 000-0AA02 | 3SE5 000-0AA11 | 3SE5 000-0AA50 | 3SE5 000-0AA51 | 3SE5 000-0AA60 | 3SE5 000-0AA80 |
| Basic switch | 3SF1 124-1LA00-1BA2 | 3SF1 124-1LA00-1BA2 | 3SF1 124-1LA00-1BA2 | 3SF1 124-1LA00-1BA2 | 3SF1 124-1LA00-1BA2 | 3SF1 124-1LA00-1BA2 | 3SF1 124-1LA00-1BA2 |
| + Actuator head | 3SE5 000-0AH00 | 3SE5 000-0AH00 | 3SE5 000-0AH00 | 3SE5 000-0AH00 | 3SE5 000-0AH00 | 3SE5 000-0AH00 | 3SE5 000-0AH00 |
| + Twist lever | 3SE5 000-0AA01 | 3SE5 000-0AA02 | 3SE5 000-0AA11 | 3SE5 000-0AA50 | 3SE5 000-0AA51 | 3SE5 000-0AA60 | 3SE5 000-0AA80 |

For ordering notes see page 7.








3SF1 position switches with separate actuator and ASIsafe; complete units

| Contacts | Contact elements | Version | LED display | Order No. |
|---|------------------|---|-----------------------------|---------------------|
| Plastic enclosures according to EN 50047 (31 mm wide), 5 directions of approach | | | | |
| 2 NC  | Slow action → | M12 plug, 4-pole; channel 1 on NC contact, channel 2 on NC contact | ASI status, F-In1, F-In2 | 3SF1 234-1QV40-1BA1 |
| Plastic enclosures (50 mm wide), 5 directions of approach | | | | |
| 1 NC  | Slow action → | M12 plug, 4-pole, left channel 1 on NC contact, channel 2 on M12 socket right | ASI status, F-In1, F-In2 | 3SF1 244-1QV40-1BA2 |
| Metal enclosures according to EN 50041 (40 mm wide), 5 directions of approach | | | | |
| 2 NC  | Slow action → | M12 plug, 4-pole; channel 1 on NC contact, channel 2 on NC contact | ASI status, F-In1, F-In2 | 3SF1 114-1QV10-1BA1 |
| Metal enclosures (56 mm wide), 5 directions of approach | | | | |
| 1 NC  | Slow action → | M12 plug, 4-pole, bottom channel 1 on NC contact, channel 2 on M12 socket right | ASI status, F-In1, F-In2 | 3SF1 124-1QV10-1BA2 |

Actuators for 3SE5/3SF1 position switches with separate actuator/tumbler and ASIsafe

| | | |
|---|----------------------------------|----------------|
|  | Standard actuators | 3SE5 000-0AV01 |
|  | Actuators with vertical fixing | 3SE5 000-0AV02 |
|  | Actuators with transverse fixing | 3SE5 000-0AV03 |
| | Radius actuators, left | 3SE5 000-0AV04 |
| | Radius actuators, right | 3SE5 000-0AV06 |
| | Universal radius actuators | 3SE5 000-0AV05 |

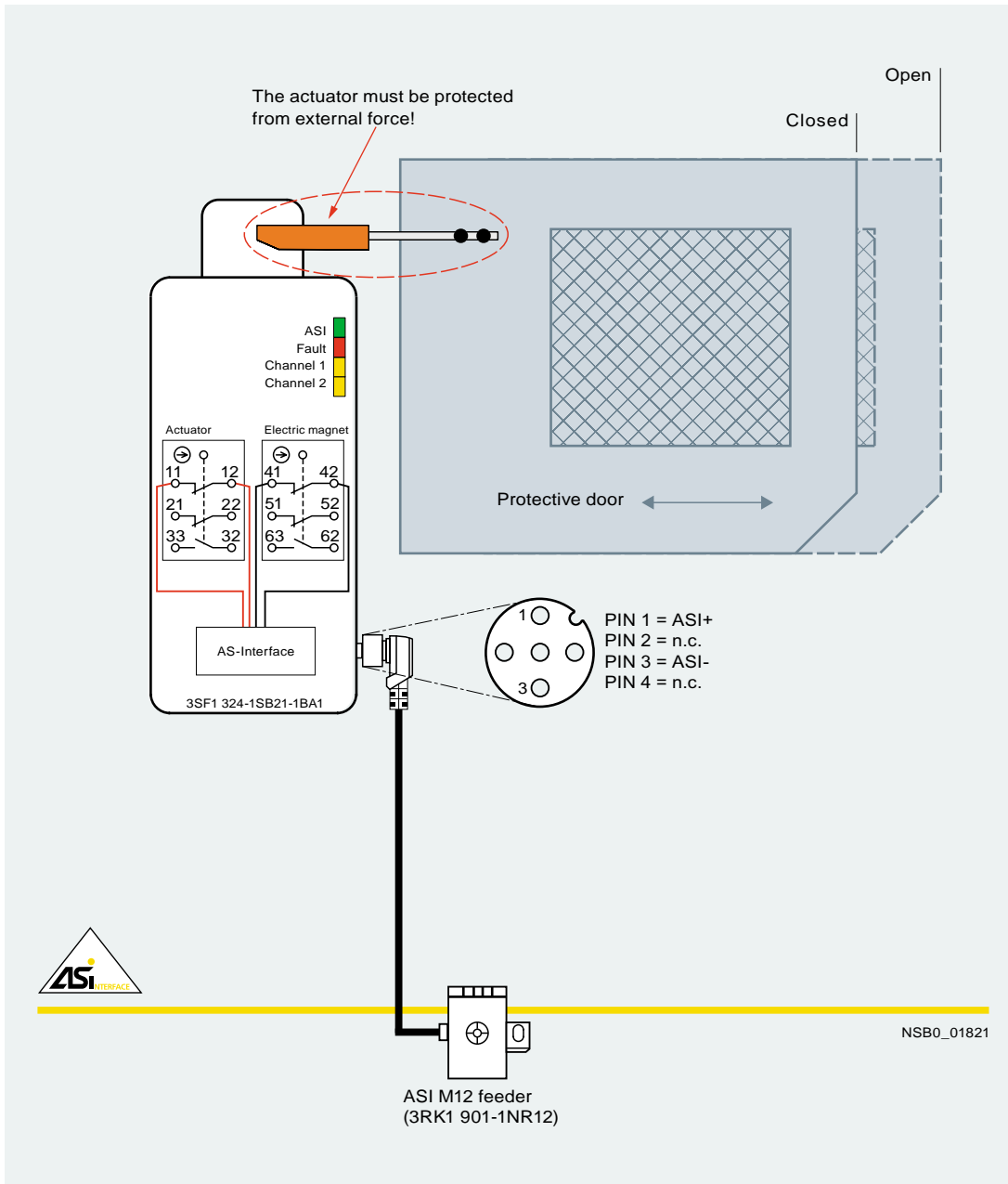
The actuators are not included in the scope of supply of the switch and must be ordered separately.

| 3SF1 position switches with separate actuator and ASIsafe, ¹⁾ complete units | | | | | |
|---|---|----------------|--|--|--|
| Version | Release | Magnet voltage | LED display | Plastic enclosure, M12 plug, 4-pole Order No. | Metal enclosure, M12 plug, 4-pole Order No. |
| Spring-actuated lock (closed-circuit principle) Channel 1 on NC contact actuator, channel 2 on NC contact magnet | Auxiliary release  | 24 V DC | ASI status, (F-In1, F-In2, ASI, Fault) | 3SF1 324-1SD21-1BA1 | 3SF1 314-1SD11-1BA1 |
| | Auxiliary release with lock  | | | 3SF1 324-1SE21-1BA1 | 3SF1 314-1SE11-1BA1 |
| | Escape release from the front  | | | 3SF1 324-1SF21-1BA1 | 3SF1 314-1SF11-1BA1 |
| | Escape release from the back, auxiliary release from the front  (Rear view) | | | 3SF1 324-1SG21-1BA1 | 3SF1 314-1SG11-1BA1 |
| | Emergency release from the back, emergency release from the front  (Rear view) | | | 3SF1 324-1SJ21-1BA1 | 3SF1 314-1SJ11-1BA1 |
| Spring-actuated lock (closed-circuit principle) Channel 1 and 2 on NC contact of the actuator | Auxiliary release  | 24 V DC | ASI status, (F-In1, F-In2, ASI, Fault) | 3SF1 324-1SD21-1BA3 | -- |
| Magnet field lock (open-circuit principle) Channel 1 on NC contact actuator, channel 2 on NC contact magnet |  | 24 V DC | ASI status, (F-In1, F-In2, ASI, Fault) | 3SF1 324-1SB21-1BA1 | 3SF1 314-1SB11-1BA1 |

1) For actuators see page 38.

Position Switches with Solenoid Interlocking

ASI-Safe application Cat. 3 according to EN 954-1



3SF1 hinge switches with ASIsafe, complete units

| Contacts (snap-action contact element) | Connection |  Hollow shaft $\varnothing_{\text{int.}} = 8 \text{ mm}$, $\varnothing_{\text{ext.}} = 12 \text{ mm}$ | |  Solid shaft $\varnothing 10 \text{ mm}$ | | |
|---|--|--|---------------------|--|---------------------|---------------------|
| | | Switching point | Switching point | Switching point | Switching point | |
| | | 5° ↻ | 15° ↻ | 5° ↻ | 15° ↻ | |
| Plastic enclosures, 31 mm wide according to EN50047 | | | | | | |
|  2 NC | M12 plug, 4-pole; channel 1 on NC contact, channel 2 on NC contact | Basic switch | 3SF1 234-1LC05-1BA1 | 3SF1 234-1LC05-1BA1 | 3SF1 234-1LC05-1BA1 | 3SF1 234-1LC05-1BA1 |
| | | + Actuator head | 3SE5 000-0AU11 | 3SE5 000-0AU21 | 3SE5 000-0AU12 | 3SE5 000-0AU22 |
| Plastic enclosures, 50 mm wide | | | | | | |
|  1 NC | M12 plug, 4-pole; channel 1 on NC contact, channel 2 on M12 socket right | Basic switch | 3SF1 244-1LC05-1BA2 | 3SF1 244-1LC05-1BA2 | 3SF1 244-1LC05-1BA2 | 3SF1 244-1LC05-1BA2 |
| | | + Actuator head | 3SE5 000-0AU11 | 3SE5 000-0AU21 | 3SE5 000-0AU12 | 3SE5 000-0AU22 |
| Metal enclosures, 40 mm wide according to EN 50041 | | | | | | |
|  2 NC | M12 plug, 4-pole; channel 1 on NC contact, channel 2 on NC contact | Basic switch | 3SF1 114-1LA00-1BA1 | 3SF1 114-1LA00-1BA1 | 3SF1 114-1LA00-1BA1 | 3SF1 114-1LA00-1BA1 |
| | | + Actuator head | 3SE5 000-0AU11 | 3SE5 000-0AU21 | 3SE5 000-0AU12 | 3SE5 000-0AU22 |
| Metal enclosures, 56 mm wide | | | | | | |
|  1 NC | M12 plug, 4-pole; channel 1 on NC contact, channel 2 on M12 socket right | Basic switch | 3SF1 124-1LA00-1BA2 | 3SF1 124-1LA00-1BA2 | 3SF1 124-1LA00-1BA2 | 3SF1 124-1LA00-1BA2 |
| | | + Actuator head | 3SE5 000-0AU11 | 3SE5 000-0AU21 | 3SE5 000-0AU12 | 3SE5 000-0AU22 |

SIRIUS Position Switches according to ATEX 95:

In many industries the production, processing, transport and storage of combustible substances are accompanied by escaping gases, vapor or spray which find their way into the environment. Other processes result in combustible dust. Together with the oxygen in the air, the result can be an explosive atmosphere (in French: ATmosphère EXplosive) which will explode if ignited.

To guarantee the maximum possible safety in these areas, the legislators of most countries have drawn up requirements in the form of laws, regulations and standards which our switches comply with to the letter.








In explosion-protected areas and misty or dusty environments we recommend the use of our position switches according to ATEX 95. These variants comply with Directive 94/4/EG || 3D, ATEX 95 of the European Union and are approved for Zone 22.









For more information about ATEX we recommend our brochure:

Explosion Protection (ATEX) Fundamentals
Order No.: E86060-T1811-A101-A1-7600



| 3SE5 hinge switches, complete units | | | | | |
|--|-----------------|---|---|--|---|
| Contacts (snap-action contact element) | Connection |  | |  | |
| | | Hollow shaft $\varnothing_{\text{int.}} = 8 \text{ mm}$, $\varnothing_{\text{ext.}} = 12 \text{ mm}$ | | Solid shaft $\varnothing = 10 \text{ mm}$ | |
| | | Operating angle 5°  | Operating angle 15°  | Operating angle 5°  | Operating angle 15°  |
| Metal enclosures according to EN 50041 (40 mm wide), mounting on hinges, ATEX Zone 22 | | | | | |
| 1 NO/2 NC  | 1 x (M20 x 1.5) | 3SE5 112-0LU11-1DA0 | 3SE5 112-0LU21-1DA0 | 3SE5 112-0LU12-1DA0 | 3SE5 112-0LU22-1DA0 |

| 3SE5 position switches with separate actuator, complete units | | | | | |
|---|-----------------------------------|---|-----------------|-----------|---------------------|
| Version | Contacts (slow-action contact) | Connection | LED display | Order No. | |
| Metal enclosures, ATEX Zone 22, 5 directions of approach | | | | | |
|  | 40 mm wide (EN 50041) | 1 NO/2 NC  | 1 x (M20 x 1.5) | without | 3SE5 112-0QV10-1DA0 |
| | 56 mm wide | 1 NO/2 NC  | 3 x (M20 x 1.5) | without | 3SE5 122-0QV10-1DA0 |

| Actuators for 3SE5 position switches with separate actuator | | |
|---|----------------------------------|----------------|
|  | Standard actuators | 3SE5 000-0AV01 |
|  | Actuators with vertical fixing | 3SE5 000-0AV02 |
|  | Actuators with transverse fixing | 3SE5 000-0AV03 |
| | Radius actuators, left | 3SE5 000-0AV04 |
| | Radius actuators, right | 3SE5 000-0AV06 |
| | Universal radius actuators | 3SE5 000-0AV05 |


The actuators are not included in the scope of supply of the switch and must be ordered separately.

3SE5 Standard Position Switches according to ATEX 95, Zone 22 Metal Enclosures

Complete unit and Module selection



| Enclosure | Contacts | Contact element | | Rounded plungers | Roller plungers | Roller levers | Angular roller levers | Spring rod actuators | Twist lever actuators (switching right and/or left, adjustable) | | | | | | | | |
|--|-----------|-----------------|-------------------------------|---|---|---|--|--|--|---|---|---------------------|--|---------------------|---------------------|---------------------|---------------------|
| | | | | High-grade steel, with overtravel $\downarrow V_{max} = 1 \text{ m/s}$ | High-grade steel rollers $\leftrightarrow V_{max} = 1 \text{ m/s}$ | High-grade steel levers, plastic rollers $\leftrightarrow V_{max} = 1 \text{ m/s}$ | High-grade steel levers, plastic rollers $\leftarrow V_{max} = 1 \text{ m/s}$ | Plastic plungers, total length 143 mm $V_{max} = 1 \text{ m/s}$ | EN 50041 High-grade steel levers, plastic rollers $\leftrightarrow V_{max} = 1.5 \text{ m/s}$ | High-grade steel levers With latching holes, plastic rollers $V_{max} = 1.5 \text{ m/s}$ | Rod actuators, 200 mm long Aluminum $\leftrightarrow V_{max} = 3 \text{ m/s}$ | | Plastic $\leftrightarrow V_{max} = 3 \text{ m/s}$ | | | | |
| Metal enclosure according to EN 50041, (40 mm wide), 1 x M20 x 1.5 | 1 NO/1 NC | Slow action | Complete unit | -- | -- | -- | -- | -- | -- | -- | -- | -- | -- | -- | -- | | |
| | | | Basic switch | 3SE5 112-0BA00-1DA0 | 3SE5 112-0BA00-1DA0 | 3SE5 112-0BA00-1DA0 | 3SE5 112-0BA00-1DA0 | 3SE5 112-0BA00-1DA0 | 3SE5 112-0BA00-1DA0 | 3SE5 112-0BA00-1DA0 | 3SE5 112-0BA00-1DA0 | 3SE5 112-0BA00-1DA0 | 3SE5 112-0BA00-1DA0 | 3SE5 112-0BA00-1DA0 | 3SE5 112-0BA00-1DA0 | 3SE5 112-0BA00-1DA0 | 3SE5 112-0BA00-1DA0 |
| | | | + Actuator head + Twist lever | 3SE5 000-0AC02 | 3SE5 000-0AD02 | 3SE5 000-0AE03 | 3SE5 000-0AF03 | 3SE5 000-0AR01 | 3SE5 000-0AH00 | 3SE5 000-0AA11 | 3SE5 000-0AA60 | 3SE5 000-0AA80 | 3SE5 000-0AA82 | 3SE5 000-0AA80 | 3SE5 000-0AA82 | 3SE5 000-0AA80 | 3SE5 000-0AA82 |
| | | Snap action | Complete unit | 3SE5 112-0CC02-1DA0 | 3SE5 112-0CD02-1DA0 | 3SE5 112-0CE03-1DA0 | 3SE5 112-0CF03-1DA0 | 3SE5 112-0CR01-1DA0 | 3SE5 112-0CH11-1DA0 | -- | -- | -- | -- | -- | -- | -- | -- |
| | | | Basic switch | 3SE5 112-0CC02-1DA0 | 3SE5 112-0CA00-1DA0 | 3SE5 112-0CA00-1DA0 | 3SE5 112-0CA00-1DA0 | 3SE5 112-0CA00-1DA0 | 3SE5 112-0CA00-1DA0 | 3SE5 112-0CA00-1DA0 | 3SE5 112-0CA00-1DA0 | 3SE5 112-0CA00-1DA0 | 3SE5 112-0CA00-1DA0 | 3SE5 112-0CH80-1DA0 | 3SE5 112-0CH82-1DA0 | 3SE5 112-0CA00-1DA0 | 3SE5 112-0CA00-1DA0 |
| | | | + Actuator head + Twist lever | 3SE5 000-0AC02 | 3SE5 000-0AD02 | 3SE5 000-0AE03 | 3SE5 000-0AF03 | 3SE5 000-0AR01 | 3SE5 000-0AH00 | 3SE5 000-0AA11 | 3SE5 000-0AA60 | 3SE5 000-0AA80 | 3SE5 000-0AA82 | 3SE5 000-0AA80 | 3SE5 000-0AA82 | 3SE5 000-0AA80 | 3SE5 000-0AA82 |
| | 1 NO/2 NC | Slow action | Complete unit | -- | -- | -- | -- | -- | -- | -- | -- | -- | -- | -- | -- | -- | |
| | | | Basic switch | 3SE5 112-0KA00-1DA0 | 3SE5 112-0KA00-1DA0 | 3SE5 112-0KA00-1DA0 | 3SE5 112-0KA00-1DA0 | 3SE5 112-0KA00-1DA0 | 3SE5 112-0KA00-1DA0 | 3SE5 112-0KA00-1DA0 | 3SE5 112-0KA00-1DA0 | 3SE5 112-0KA00-1DA0 | 3SE5 112-0KA00-1DA0 | 3SE5 112-0KA00-1DA0 | 3SE5 112-0KA00-1DA0 | 3SE5 112-0KA00-1DA0 | 3SE5 112-0KA00-1DA0 |
| | | | + Actuator head + Twist lever | 3SE5 000-0AC02 | 3SE5 000-0AD02 | 3SE5 000-0AE03 | 3SE5 000-0AF03 | 3SE5 000-0AR01 | 3SE5 000-0AH00 | 3SE5 000-0AA11 | 3SE5 000-0AA60 | 3SE5 000-0AA80 | 3SE5 000-0AA82 | 3SE5 000-0AA80 | 3SE5 000-0AA82 | 3SE5 000-0AA80 | 3SE5 000-0AA82 |
| | | Snap action | Complete unit | -- | -- | -- | -- | -- | -- | -- | -- | -- | -- | -- | -- | -- | -- |
| | | | Basic switch | 3SE5 112-0LA00-1DA0 | 3SE5 112-0LA00-1DA0 | 3SE5 112-0LA00-1DA0 | 3SE5 112-0LA00-1DA0 | 3SE5 112-0LA00-1DA0 | 3SE5 112-0LA00-1DA0 | 3SE5 112-0LA00-1DA0 | 3SE5 112-0LA00-1DA0 | 3SE5 112-0LA00-1DA0 | 3SE5 112-0LA00-1DA0 | 3SE5 112-0LA00-1DA0 | 3SE5 112-0LA00-1DA0 | 3SE5 112-0LA00-1DA0 | 3SE5 112-0LA00-1DA0 |
| | | | + Actuator head + Twist lever | 3SE5 000-0AC02 | 3SE5 000-0AD02 | 3SE5 000-0AE03 | 3SE5 000-0AF03 | 3SE5 000-0AR01 | 3SE5 000-0AH00 | 3SE5 000-0AA11 | 3SE5 000-0AA60 | 3SE5 000-0AA80 | 3SE5 000-0AA82 | 3SE5 000-0AA80 | 3SE5 000-0AA82 | 3SE5 000-0AA80 | 3SE5 000-0AA82 |
| Metal enclosure (56 mm wide), 3 x (M20 x 1.5) | 1 NO/1 NC | Slow action | Complete unit | -- | -- | -- | -- | -- | -- | -- | -- | -- | -- | -- | -- | | |
| | | | Basic switch | 3SE5 122-0BA00-1DA0 | 3SE5 122-0BA00-1DA0 | 3SE5 122-0BA00-1DA0 | 3SE5 122-0BA00-1DA0 | 3SE5 122-0BA00-1DA0 | 3SE5 122-0BA00-1DA0 | 3SE5 122-0BA00-1DA0 | 3SE5 122-0BA00-1DA0 | 3SE5 122-0BA00-1DA0 | 3SE5 122-0BA00-1DA0 | 3SE5 122-0BA00-1DA0 | 3SE5 122-0BA00-1DA0 | 3SE5 122-0BA00-1DA0 | 3SE5 122-0BA00-1DA0 |
| | | | + Actuator head + Twist lever | 3SE5 000-0AC02 | 3SE5 000-0AD02 | 3SE5 000-0AE03 | 3SE5 000-0AF03 | 3SE5 000-0AR01 | 3SE5 000-0AH00 | 3SE5 000-0AA11 | 3SE5 000-0AA60 | 3SE5 000-0AA80 | 3SE5 000-0AA82 | 3SE5 000-0AA80 | 3SE5 000-0AA82 | 3SE5 000-0AA80 | 3SE5 000-0AA82 |
| | | Snap action | Complete unit | 3SE5 122-0CC02-1DA0 | 3SE5 122-0CD02-1DA0 | 3SE5 122-0CE03-1DA0 | 3SE5 122-0CF03-1DA0 | 3SE5 122-0CR01-1DA0 | 3SE5 122-0CH11-1DA0 | -- | -- | -- | -- | -- | -- | -- | -- |
| | | | Basic switch | 3SE5 122-0CA00-1DA0 | 3SE5 122-0CA00-1DA0 | 3SE5 122-0CA00-1DA0 | 3SE5 122-0CA00-1DA0 | 3SE5 122-0CA00-1DA0 | 3SE5 122-0CA00-1DA0 | 3SE5 122-0CA00-1DA0 | 3SE5 122-0CA00-1DA0 | 3SE5 122-0CA00-1DA0 | 3SE5 122-0CA00-1DA0 | 3SE5 122-0CA00-1DA0 | 3SE5 122-0CA00-1DA0 | 3SE5 122-0CA00-1DA0 | 3SE5 122-0CA00-1DA0 |
| | | | + Actuator head + Twist lever | 3SE5 000-0AC02 | 3SE5 000-0AD02 | 3SE5 000-0AE03 | 3SE5 000-0AF03 | 3SE5 000-0AR01 | 3SE5 000-0AH00 | 3SE5 000-0AA11 | 3SE5 000-0AA60 | 3SE5 000-0AA80 | 3SE5 000-0AA82 | 3SE5 000-0AA80 | 3SE5 000-0AA82 | 3SE5 000-0AA80 | 3SE5 000-0AA82 |
| | 1 NO/2 NC | Slow action | Complete unit | -- | -- | -- | -- | -- | -- | -- | -- | -- | -- | -- | -- | -- | |
| | | | Basic switch | 3SE5 122-0KA00-1DA0 | 3SE5 122-0KA00-1DA0 | 3SE5 122-0KA00-1DA0 | 3SE5 122-0KA00-1DA0 | 3SE5 122-0KA00-1DA0 | 3SE5 122-0KA00-1DA0 | 3SE5 122-0KA00-1DA0 | 3SE5 122-0KA00-1DA0 | 3SE5 122-0KA00-1DA0 | 3SE5 122-0KA00-1DA0 | 3SE5 122-0KA00-1DA0 | 3SE5 122-0KA00-1DA0 | 3SE5 122-0KA00-1DA0 | 3SE5 122-0KA00-1DA0 |
| | | | + Actuator head + Twist lever | 3SE5 000-0AC02 | 3SE5 000-0AD02 | 3SE5 000-0AE03 | 3SE5 000-0AF03 | 3SE5 000-0AR01 | 3SE5 000-0AH00 | 3SE5 000-0AA11 | 3SE5 000-0AA60 | 3SE5 000-0AA80 | 3SE5 000-0AA82 | 3SE5 000-0AA80 | 3SE5 000-0AA82 | 3SE5 000-0AA80 | 3SE5 000-0AA82 |
| | | Snap action | Complete unit | -- | -- | -- | -- | -- | -- | -- | -- | -- | -- | -- | -- | -- | -- |
| | | | Basic switch | 3SE5 122-0LA00-1DA0 | 3SE5 122-0LA00-1DA0 | 3SE5 122-0LA00-1DA0 | 3SE5 122-0LA00-1DA0 | 3SE5 122-0LA00-1DA0 | 3SE5 122-0LA00-1DA0 | 3SE5 122-0LA00-1DA0 | 3SE5 122-0LA00-1DA0 | 3SE5 122-0LA00-1DA0 | 3SE5 122-0LA00-1DA0 | 3SE5 122-0LA00-1DA0 | 3SE5 122-0LA00-1DA0 | 3SE5 122-0LA00-1DA0 | 3SE5 122-0LA00-1DA0 |
| | | | + Actuator head + Twist lever | 3SE5 000-0AC02 | 3SE5 000-0AD02 | 3SE5 000-0AE03 | 3SE5 000-0AF03 | 3SE5 000-0AR01 | 3SE5 000-0AH00 | 3SE5 000-0AA11 | 3SE5 000-0AA60 | 3SE5 000-0AA80 | 3SE5 000-0AA82 | 3SE5 000-0AA80 | 3SE5 000-0AA82 | 3SE5 000-0AA80 | 3SE5 000-0AA82 |



Notes





SIRIUS Controls

Newsletter

Always up-to date: Our regular newsletter brings you up-to-date information about industrial controls and power distribution. You can sign up for it at:

www.siemens.de/lowvoltage/newsletter

Please send the selected information to the following address:

Company/Department

Name

Street, ZIP/Town, Country

Telephone/Fax

E-Mail

CONTROLS

SIRIUS Solid-State Switching Devices

PROTECTING

STARTING

SIRIUS Infeed System

Configuring SIRIUS Load Feeders

SIRIUS Soft Starters

SIMATIC ET 200pro

SIRIUS Motor Starters

MONITORING AND CONTROL

SIRIUS Motor Management System SIMOCODE pro

SIRIUS Relays

SIRIUS Safety Relays

COMMANDING DETECTION AND SIGNALING

SIRIUS Position Switches

SIMATIC Sensor Technology

SIRIUS Pushbuttons and Indicator Lights

SIRIUS Signaling Columns and Integrated Signal Lamps

SIRIUS Cable-Operated Switches

ENGINEERING SUPPLY

SIRIUS Fans

SIDAC Reactors & Filters

SIDAC & SIVENT Solutions

Switch ES Motor Starters

SIMOCODE ES

Soft Starter ES

SIRIUS AND MORE

SIRIUS Safety Integrated

AS-Interface

SIRIUS Connection Method

ECOFAST

SIRIUS Modular System

www.siemens.com/lowvoltage

Siemens AG

Automation and Drives
Low-Voltage Controls and Distribution
Postfach 48 48
90327 NÜRNBERG
GERMANY

www.siemens.com/lowvoltage/technical assistance
www.siemens.com/sirius

The information provided in this catalog contains descriptions or characteristics of performance which in case of actual use do not always apply as described or which may change as a result of further development of the products. An obligation to provide the respective characteristics shall only exist if expressly agreed in the terms of contract. Availability and technical specifications are subject to change without notice.

All product designations may be trademarks or product names of Siemens AG or supplier companies whose use by third parties for their own purposes could violate the rights of the owners.

Order No. E86060-T1812-A101-A1-7600

Token fee: 0.00 €