

SSRT series

“Hockey Puck” Solid State Relay With Snubberless Triac Output

us File E29244

Users should thoroughly review the technical data before selecting a product part number. It is recommended that users also seek out the pertinent approvals files of the agencies/laboratories and review them to ensure the product meets the requirements for a given application.

Features

- Standard “hockey puck” package.
- Enhanced noise immunity (designed to meet level 3 requirements of European EMC Directive).
- LED indicator.
- Floating terminal design.
- Low cost snubberless triac outputs.
- 10A & 25A rms versions.
- AC & DC input versions.
- 4000V rms isolation.

Engineering Data

Form: 1 Form A (SPST-NO).

Duty: Continuous.

Isolation: 4000V rms minimum, input - output.

Capacitance: 8.0 pf typical (input to output).

Temperature Range:

Storage: -40°C to +100°C

Operating Temperature: -20°C to + 80°C

Case Material: Plastic, UL rated 94V-0.

Case and Mounting: Refer to outline dimension.

Termination: Refer to outline dimension.

Approximate Weight: 3.5 oz. (98g).

Ordering Information

Sample Part Number ►

SSRT -240 D 10

1. Basic Series: SSRT = “hockey puck” triac output solid state relay

2. Line Voltage: 240 = 24 - 280 VAC

3. Input Type & Voltage: A = 90 - 280 VAC linear
D = 3 - 32 VDC constant current

4. Maximum Switching Rating: 10 = .1 - 10A rms, mounted to heatsink
25 = .1 - 25A rms, mounted to heatsink

Our authorized distributors are more likely to maintain the following items in stock for immediate delivery.

SSRT-240A10 SSRT-240D10
SSRT-240A25 SSRT-240D25

Input Specifications

Parameter	AC Input/AC Output	DC Input/AC Output
Control Voltage Range V_{IN}	90 - 280VAC	3 - 32VDC
Must Operate Voltage $V_{IN(OPS)}$ (Max.)	90VAC	3VDC
Must Release Voltage $V_{IN(REL)}$ (Min.)	10VAC	1VDC
Input Current (Max.)	8.5mA	14mA

Dimensions are shown for reference purposes only.

Dimensions are in inches over (millimeters) unless otherwise specified.

Specifications and availability subject to change.

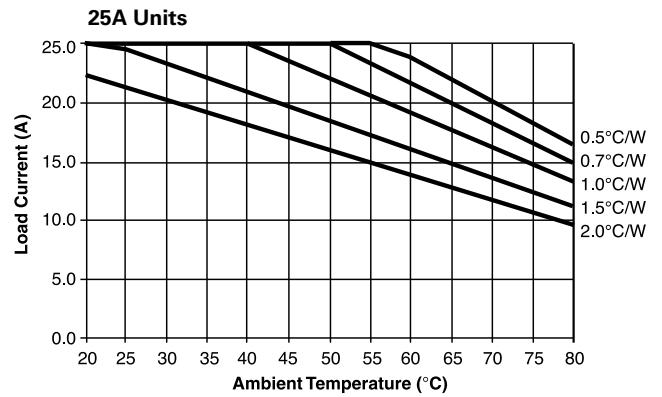
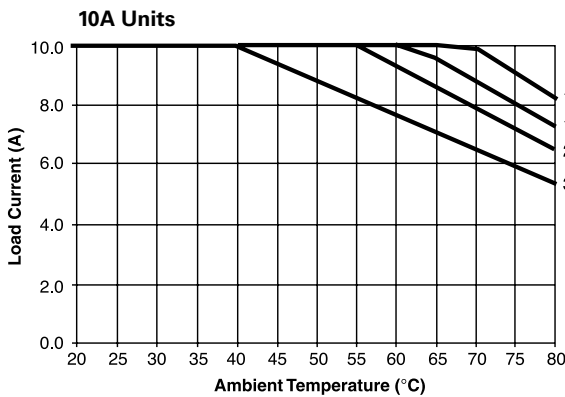
www.tycoelectronics.com
Technical support:
Refer to inside back cover.

Output Specification (@ 25°C, unless otherwise specified)

Parameter	Conditions	Units	SSRT-240A10 & SSRT-240D10	SSRT-240A25 & SSRT-240D25
Load Voltage Range V_L		V rms	24 - 280	
Repetitive Blocking Voltage (Min.)		V peak	±600	
Load Current Range I_L^*	Resistive	A rms	.1 - 10	.1 - 25
Single Cycle Surge Current (Min.)		A peak	100	250
Leakage Current (Off-State) (Max.)	f = 60 Hz. V_L = Nom. (120 or 240 V rms)	mA rms	.1	
On-State Voltage Drop (Max.)	I_L = Max.	V peak	1.5	1.3
Static dv/dt (Off-State) (Min.)		V/μs	500	
Thermal Resistance, Junction to Case ($R_{\theta(j-c)}$) (Max.)		°C/W	2.2	1.7
Turn-On Time (Max.)	f = 60 Hz.	ms	8.3 for DC input types, 20 for AC input types	
Turn-Off Time (Max.)	f = 60 Hz.	ms	8.3 for DC input types, 30 for AC input types	
$I^2 t$ Rating	t = 8.3 ms	A ² Sec.	41	240
Load Power Factor Rating	I_L = Max.		0.5 - 1.0	

*See Derating Curves

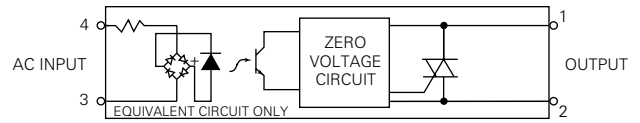
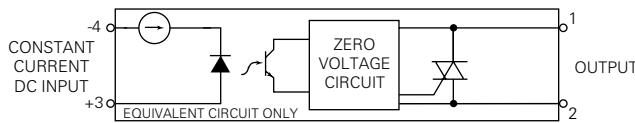
Electrical Characteristics (Thermal Derating Curves)



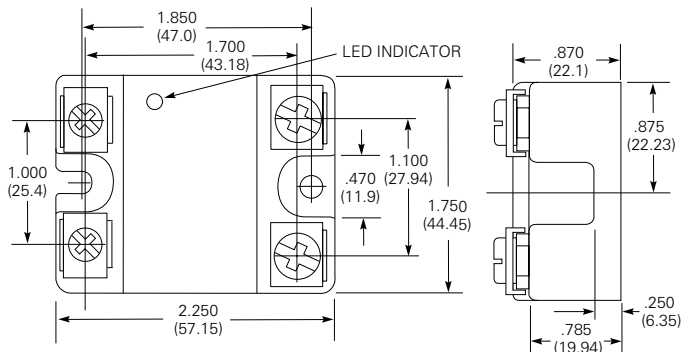
Heatsink Recommendations

- We recommend that solid state relay modules be mounted to a heatsink sufficient to maintain the module's base temperature at less than 85°C under worst case ambient temperature and load conditions.
- The heatsink mounting surface should be a smooth (30-40 micro-inch finish), flat (30-40 micro-inch flatness across mating area), un-painted surface which is clean and free of oxidation.
- An even coating of thermal compound (Dow Corning DC340 or equivalent) should be applied to both the heatsink and module mounting surfaces and spread to a uniform depth of .002" to eliminate all air pockets.
- The module should be mounted to the heatsink using two#10 screws.

Operating Diagrams



Outline Dimensions



Dimensions are shown for reference purposes only.

Dimensions are in inches or millimeters unless otherwise specified.

Specifications and availability subject to change.

www.tycoelectronics.com
Technical support:
Refer to inside back cover.