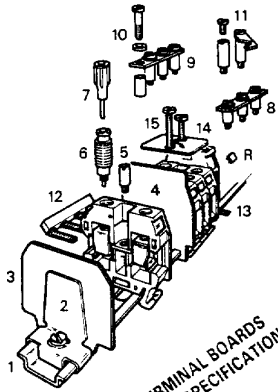


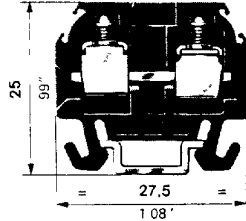
**Compression clamp/  
compression clamp  
and compression clamp/  
quick-connect  
terminal blocks**



PREASSEMBLED TERMINAL BOARDS  
AVAILABLE ON YOUR SPECIFICATION

**DR 1,5/5**

Spacing 5 mm + 0,08 ( 200" )



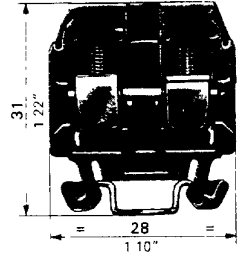
**DR 4/6**

**DR 4/6.N**

Spacing 6 mm + 0,05 ( 238" )



150 - 221



Type	Part number	Type	Part number	Type	Part number
Grey body Tapped connector bar M 2,6 DR 1,5/5	112 086.02			Grey body DR 4/6	110 491.17
				Blue body Tapped connector bar M 2,6 DR 4/6 N	120 491.11

Characteristics		DIN-VDE	UL	CSA	NFC-UTE	DIN-VDE	UL	CSA	NFC-UTE	DIN-VDE	UL	CSA	NFC-UTE
Wire size (see generalities)	Comp clamp	Solid wire	0-2,5 mm <sup>2</sup>	22-12 AWG	14 AWG	0-2,5 mm <sup>2</sup>				0-4 mm <sup>2</sup>	28-12 AWG	18-12 AWG	0-4 mm <sup>2</sup>
	Quick-connect	Stranded wire	0-1,5 mm <sup>2</sup>			0-1,5 mm <sup>2</sup>				0-4 mm <sup>2</sup>			0-4 mm <sup>2</sup>
Rated voltage	V	~ AC	250 Gr C	300	300	125 Cat C				500 Gr C	250	300	150
		= DC	300 Gr C			125 Cat C				600 Gr C			250 Cat C
Rated current	A		20	20	20	22				35	20	10	25
Rated wire size			1,5 mm <sup>2</sup>	12 AWG	14 AWG	1,5 mm <sup>2</sup>				4 mm <sup>2</sup>	12 AWG	12 AWG	2,5 mm <sup>2</sup>
Other characteristics		Wire stripping length	Recommended screwdriver	Recommended torque	Protection	Wire stripping length	Recommended screwdriver	Recommended torque	Protection	Wire stripping length	Recommended screwdriver	Recommended torque	Protection
For compression clamp connection		8,5 mm 34"	3,5 mm							9,5 mm 38"	4 mm		
Approvals (Contact Entrelec)		UL	CE		By					UL	CE		

Accessories		Type	Part number	Type	Part number	Type	Part number
1	Rail 15x5	DIN 2	PR2 prepunched	164 600.12		PR2 prepunched	164 600.12
2	End stop		BA2 th. 10 mm	164 716.21		BA2 th. 10 mm	164 716.21
3	End section	grey blue colourless	FEDR5 th 1 mm	117 318.23		FEDR61 th 1 mm	117 600.03
4	Circuit separator					FEDR61 th 1 mm	127 600.05
5	Test socket		AL2 DIA 2 mm	167 319.06		SCDR61 th. 0,3 mm	173 016.10
6	Test device					AL2 DIA 2 mm	167 319.06
7	Test plug		FC2 DIA. 2 mm	7 865.26		FC2 DIA. 2 mm	7 865.26
8	Assembled jumper bar					BJM62 (1) 2 poles	173 217.26
						BJM62 (1) 3 poles	173 218.07
						BJM62 (1) 4 poles	173 219.00
						BJM62 (1) 5 poles	173 221.22
						BJM62 (1) 6 poles	174 112.16
						BJM62 (1) 7 poles	174 113.17
						BJM62 (1) 8 poles	174 114.10
						BJM62 (1) 9 poles	174 115.11
						BJM62 (1) 10 poles	173 226.27
9	Jumper bar not preassembled		BJS5 20 poles	177 652.06			
			30 poles	164 949.03			
10	Post + screw for BJ		EVD5	167 900.02			
11	Pivoting jumper bar					BJPD6	173 223.24
12	Comb type jumper bar		PC51 10 poles	167 908.06		PC61 10 poles	163 311.22
13	Shield connector						
14	Protection label					EPD61	173 206.04
15	Screw for protection label					VSPD61	173 207.05

R See markers and other accessories for series DR blocks

Marking method

⑤

(1) Use of these accessories requires the user to cut out the partition.

⑤