

Solenoids

Series 68 Latching Solenoid



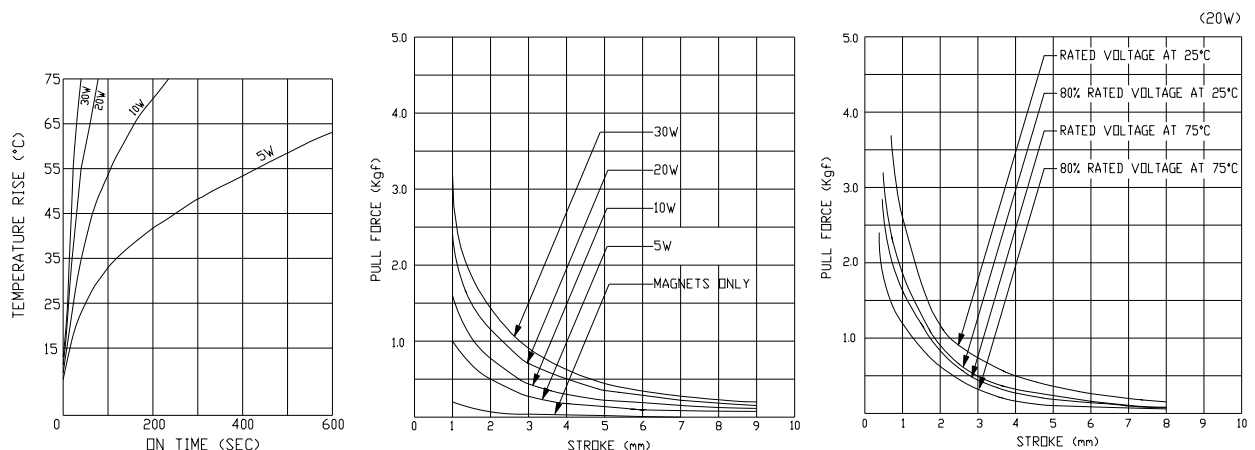
GENERAL DESCRIPTION

DC Pulse Operated
Magnet maintained for zero power consumption
Ideal for low energy applications (i.e. Dry Cells)

PERFORMANCE

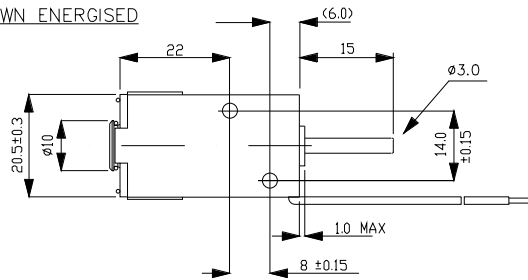
	Item	Specification
ELECTRICAL	Dielectric Strength	500V RMS 50Hz
	Drive details (released by polarity reversal)	(i) DC control 5, 6, 12, 24 & 48V available as standard. (ii) 5, 10, 20 & 30 watt versions available as standard. (iii) Single coil construction. apply +ve on Red to operate and -ve on Red to release. An External force is required to retract the plunger to the open position.
MECHANICAL	Permanent Magnet holding force.	2.2Kgf typical (measured after applying rated voltage at 25 C)
	Weight	92g Plunger: 19g
	Operating Temperature	-5 C to + 75 C

FORCE/STROKE CURVES & ON TIME

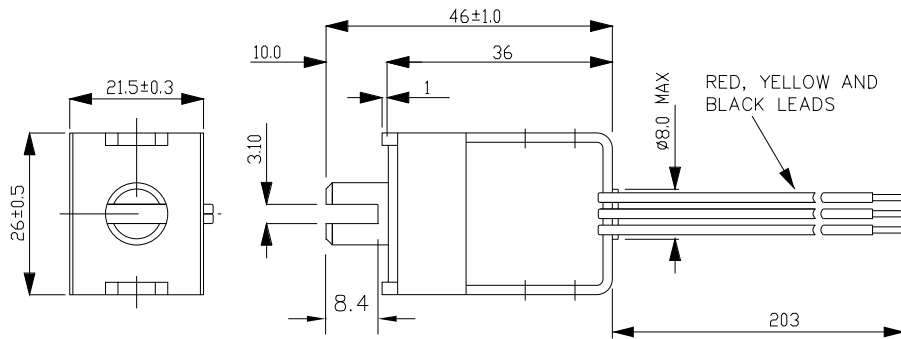
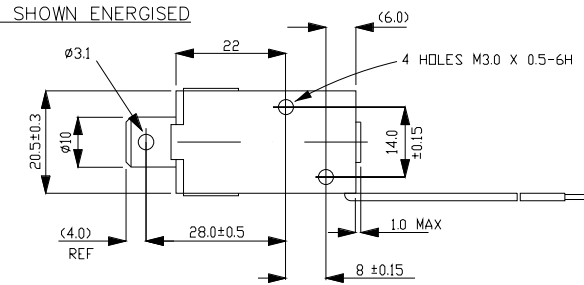


DIMENSIONS (mm)

PUSH TYPE - SHOWN ENERGISED



PULL TYPE - SHOWN ENERGISED



CODING



ACTION	Pull type	1	0
	Push type	2	0
	Pull type with push off spring	1	1
	Push type with push off spring	2	1

COIL	5V	5W	50	51	52	53
	6V	10W	54	55	56	57
	12V	20W	62	63	64	65
	24V	30W	72	73	74	75
	48V		84	85	86	87



BLP products are designed, manufactured and tested to ISO 9001 quality standards.
BLP Reserve the right to change without prior notice the information contained in this leaflet.

BLP Components Ltd., Exning Rd, Newmarket, Suffolk CB8 0AX, England
Tel: +44 (0)1638 665161 Fax: +44 (0)1638 660718 Email: sales@blpcomp.com Website: <http://www.blpcomp.com>