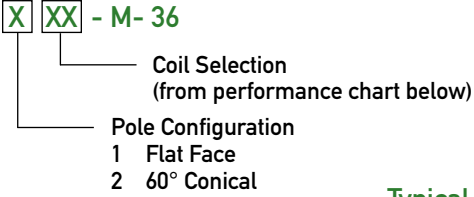


Ledex® Magnetic Latching Box Frame Size B22-L

Part Number: B22 - L - X XX - M- 36



All catalog products manufactured after April 1, 2006 are RoHS Compliant

Specifications

| | |
|---------------------|--|
| Operation | Pull |
| Dielectric Strength | 1500 VRMS for one second |
| Unlatch Voltage | See schematic and coil data below |
| Magnet Hold Force* | |
| Flat Face: | 5.0 lb (with return spring) |
| 60° Conical: | 1.0 lb (with return spring) |
| Coil Insulation | Class "B": 130°C max. (standard); other temperature classes available |
| Coil Termination | (1) 3/16" QC; (1) 1/4" QC |
| Spring Force | 2.4 lb/in; 1.08 lb latched position |
| Plunger Pole Face | Flat face with return spring 60° with return spring (other options available) |
| Plunger Weight | 1.24 oz. (35.2 g) |
| Total Weight | 7.5 oz. (212.8 g) |
| Dimensions | See page I 14 |

*In no power, latched position.

Performance

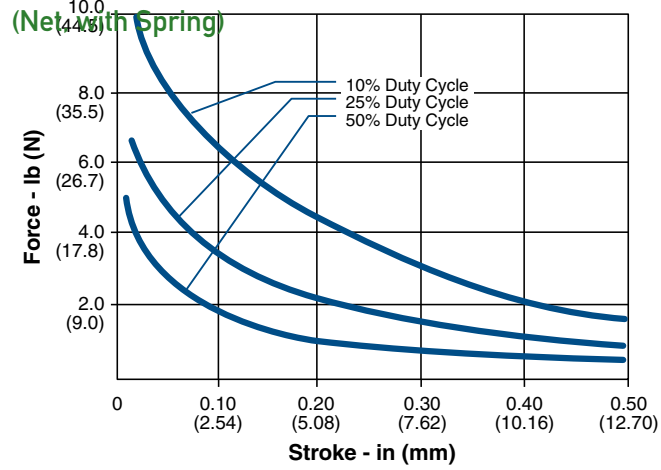
| | Unlatched | | | | | |
|-----------------------|--------------------|-------------|-------------|-----------|-----------|-----------|
| | Voltage | 50% | 25% | 10% | | |
| Maximum Duty Cycle | | | | | | |
| Maximum ON Time (sec) | n/a | 485 | 167 | 47 | | |
| Watts (@ 20°C) | 9.9 | 19.8 | 39.6 | 99 | | |
| Ampere Turns (@ 20°C) | 1046 | 1482 | 2093 | 3314 | | |
| Coil Data | | | | | | |
| Part Number | Resistance (@20°C) | Ref # Turns | Unlatch VDC | VDC (Nom) | VDC (Nom) | VDC (Nom) |
| B22-L-X55-M-36 | 3.64 | 635 | 6 | 8.5 | 12 | 19 |
| B22-L-X54-M-36 | 14.55 | 1300 | 12 | 17 | 24 | 38 |
| B22-L-X53-M-36 | 58.18 | 2578 | 24 | 34 | 48 | 76 |
| B22-L-X52-M-36 | 232.73 | 5103 | 48 | 68 | 96 | 152 |
| B22-L-X51-M-36 | 1493.00 | 12744 | 120 | 172 | 240 | 385 |

NOTES:

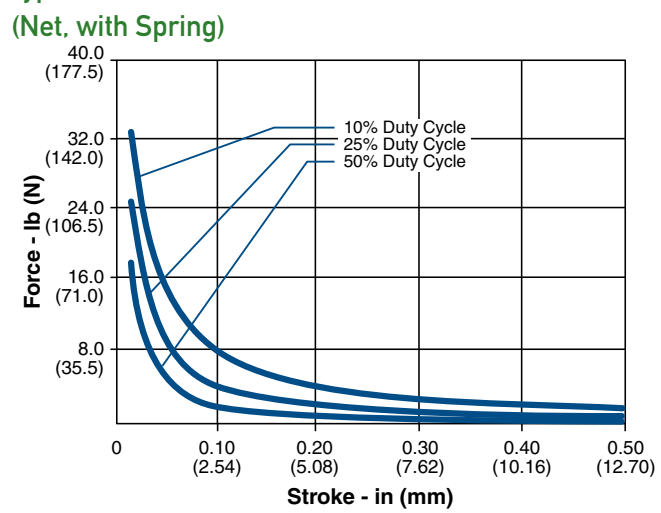
- All data is typical.
- Force testing is done with the solenoid in the horizontal position.
- All data reflects operation with no heatsink.
- Other coil terminations available.

Force values for reference only.

Typical Force @ 20°C – 60° Armature (Net, with Spring)

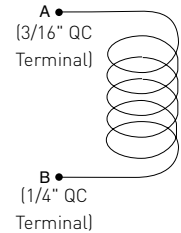


Typical Force @ 20°C – Flat Face Armature (Net, with Spring)



Coil Polarity

Latch: A+ B-
Unlatch: A- B+



How to Order

Select the part number from the table provided. (For example, to order a 25% duty cycle flat face unit rated at 48 VDC, specify B22-L-153-M-36.

Please see www.ledex.com (click on Stock Products tab) for our list of stock products available through our North American distributors.

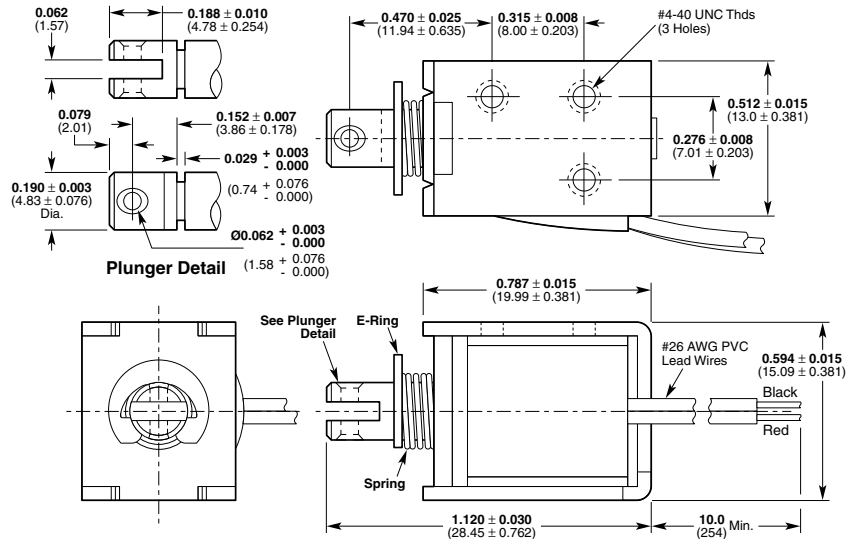
All specifications subject to change without notice.

LINEAR Magnet Latch

Ledex® Box Frame Magnetic Latching Dimensions

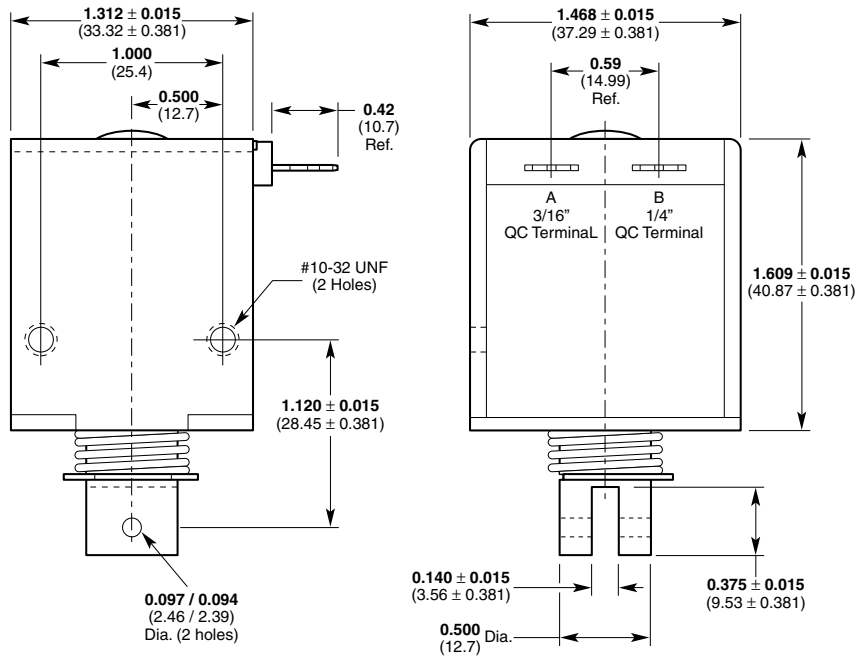
Inches (mm)

B17-L



B22-L

LINEAR Magnet Latch



All solenoids are illustrated in energized state

All specifications subject to change without notice.