

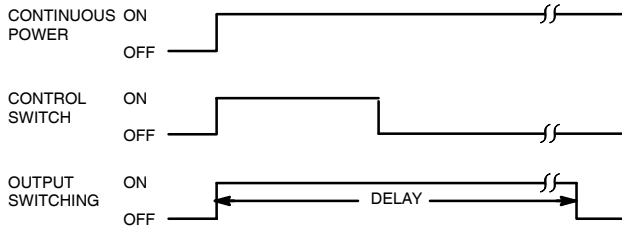
Features

- 16 Time Ranges in Single Timer (0.1 sec. to 120 min.)
- User Sets Time Ranges
No Math – Just Flip Switches
- Instructions Right on Unit
- Fine Tuning Knob for Precision Timing
- Pin for Pin Interchangeable with Timers in the Field – No Rewiring
- AC or DC Operation
- CMOS Digital Circuitry – 0.5% Repeatable Accuracy



OPERATION

SINGLE SHOT– Upon closure of the control switch, output switch operates and time period begins. The time period is not affected by duration of the control switch closure. At the end of time period, output switch returns to normal. Continuous power must be furnished to this timer.



AC or DC OPERATED					
NTE Type No.	Nom. Voltage	Contact Arr.	Input Cur. Nom.	Max. Contact Cur. @ 28VDC or 120VAC	Diag No.
R62-11AD10-12	12VAC/DC	DPDT	167mA	10A	D36
R62-11AD10-24	24VAC/DC	DPDT	83mA	10A	D36
R62-11AD10-120	120VAC/DC	DPDT	17mA	10A	D36

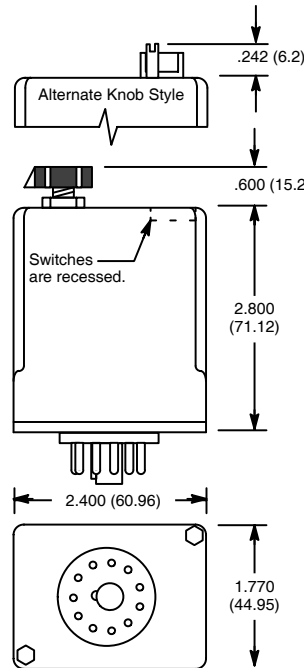
ACCESSORIES		
MOUNTING STYLES	DESCRIPTION	NTE TYPE NO.
SURFACE MOUNT	11-PIN OCTAL	R95-104
PANEL MOUNT	11-PIN OCTAL	R95-119
DIN RAIL MOUNT	11-PIN OCTAL	R95-114
DIN RAIL MOUNT	11-PIN OCTAL	R95-182

R62 Series



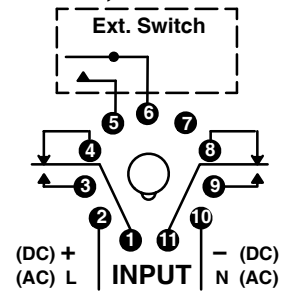
Programmable, DPDT, 10 Amp, AC or DC, Single Shot Time Delay Relays.

D36



1 2 3 4	Knob Style	TIME RANGE	
		Min	Max
↑↑↑↑	A	0.1	0.25
↑↑↑↑	B	0.15	0.5
↑↑↑↑	C	0.3	1.0
↑↑↑↑	D	0.5	2.0
↑↑↑↑	E	1.0	4.0
↑↑↑↑	F	2.0	8.0
↑↑↑↑	G	4.0	15
↑↑↑↑	H	8.0	30
↑↑↑↑	I	15	60
↑↑↑↑	J	30	120
Seconds			
↑↑↑↑	K	1.0	4.0
↑↑↑↑	L	2.0	8.0
↑↑↑↑	M	4.0	15
↑↑↑↑	N	8.0	30
↑↑↑↑	O	15	60
↑↑↑↑	P	30	120
Minutes			

DPDT, 2 Form "C"



Electrical Specifications

Contact

Rating: 10 Amps 240VAC or less, 1/3 HP, 240VAC or 120VAC Pilot Duty 345VA, 120VAC or 240VAC, 50/60Hz
Life: 500,000 operations at full load
Mechanical Life: 7,000,000 operations at no load

Input

Nominal Input voltage: See Chart
Steady state input current: See Chart

Timing

Timing adjustment modes available: See Timing Range Chart

Repeat Accuracy

± 0.5% – after established at steady temperature (4 hours)
Timing tolerance at high end of range: -0, +10%
Timing tolerance at low end of range: +0, -50%
Reset Time: 60 mS typ

Protection

Transient: surge test 10,000V for 20 mS

Dielectric Breakdown

Coil To Contact: 1850 VAC
Across Open Contact: 1850 VAC

Environmental Characteristics

Operating: -20°C to +55°C

Weight

Std: 4.5 oz (130 grams) approx.