
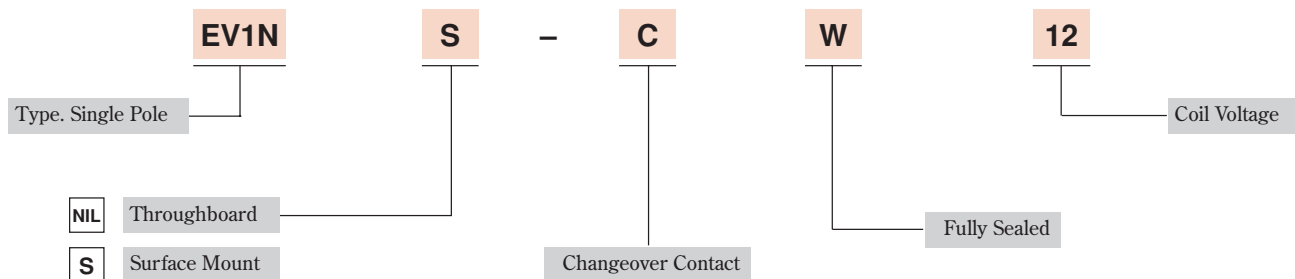


- 1 Form C (SPDT)
- Fully sealed for immersion cleaning
- Ultra Small Size
- High Coil Sensitivity 150-175mW
- UL/CSA recognised
- Surface Mount Revision



Part Numbers



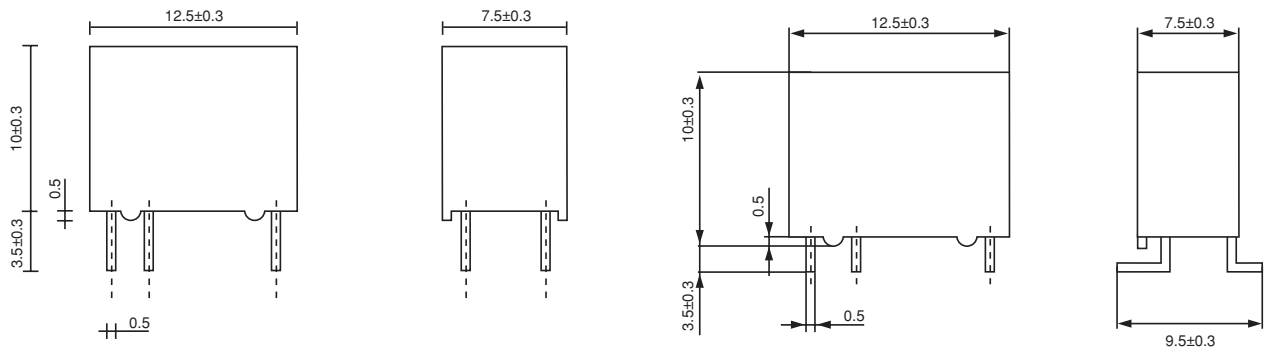
Specifications

Contact Form	1C
Initial contact resistance Max. (at 1A 6VDC)	100mΩ
Contact material	Silver alloy (Au clad)
Contact rating (res. load)	0.5A 125VAC/1A 30VDC
Max. switching voltage	125VAC/60VDC
Max. switching current	2A
UL/CUR rating	0.5A 125VAC 1A 30VAC 0.3A 60VDC
Expected life min. operations (mechanical)	1 x 10 ⁷ ops (36000 ops/hr)
Expected life min. operations (electrical)	1 x 10 ⁵ ops (1800 ops/hr)
Initial insulation resistance	1000MΩ 5000VAC
Dialectric strength between coil and contacts	1000VAC
Dialectric strength between coil and contacts	400VAC
Operate time (at nom. V)	5ms
Release time (at nom. V)	5ms
Bounce time (at nom. V)	5ms
Shock resistance	100m/s ²
Vibration resistance	10 to 55Hz 3.3mm
Humidity	35% to 85%
Ambient temp.	-30°C to +70°C
Unit weight	2.2g
Construction	Sealed

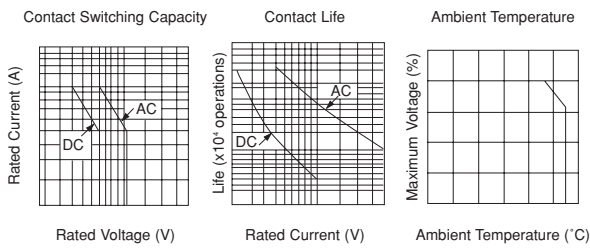
Coil specification

Nominal voltage VDC	Pick-up voltage VDC	Drop-out voltage VDC	Coil current mA	Coil resistance (at 20°C) Ω
1.5	1.2	0.15	1	15±10%
3	2.4	0.3	5	60±10%
5	4	0.5	29.9	167±10%
6	4.8	0.6	25	240±10%
9	7.2	0.9	16.7	540±10%
12	9.6	1.2	12.5	960±10%
24	19.2	2.4	6.25	3840±10%

Dimensions mm



Graphs



Wiring Diagram and PCB Layout

