

# PCB Relay RP II/1

1 pole 8 / 12 / 16 A



F0146-B

- 1 C/O or 1 N/O contact
- 4 kV / 8 mm coil-contact
- Pinning 3.5 or 5 mm (8 / 12 A) and 5 mm (16 A)
- PCB-sockets

### Applications

Power supplies, domestic appliances, heating control, installation

8 A version:

12 A version:

16 A version:

Technical data of approved types on request

### Contact data

Configuration	1 C/O contact or 1 N/O contact		
Type of contact	single contact		
Rated current	8 A	12 A	16 A
Rated voltage / max. breaking voltage AC	250 Vac / 440 Vac		
Maximum breaking capacity AC	2000 VA	3000 VA	4000 VA
Make current	16 A	20 A	25 A
Contact material	AgNi 0.15	AgCdO	AgCdO

### Contact life

Type	Load	Operations	Standard
RP410	12 A, 250 Vac, $\cos\phi=1$ , 1200/h, 40% duty cycle	$1.1 \times 10^5$	AC 1
RP410	9.1 A, 220 Vac, $\cos\phi=1$ , 360/h, 15% duty cycle	$2 \times 10^5$	AC 1
RP418	3.4 A ON, 0.42 A OFF, 220 Vac, $\cos\phi=0.6$	$> 1.1 \times 10^6$	
RP411	8 A, 250 Vac, $\cos\phi=1$ , 50% duty cycle	$10^5$	AC 1
RP412	8 A, 250 Vac, $\cos\phi=1$ , 50% duty cycle	$10^5$	AC 1
RP330	18.2 A, 250 Vac, $\cos\phi=1$ , 600/h, 15% duty cycle	$1.1 \times 10^5$	AC 1
RP330	96 A ON, 16 A OFF, 250 Vac, $\cos\phi=0.6$ , 450/h	$> 3 \times 10^4$	VDE 0630

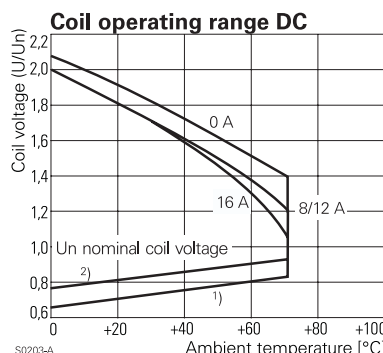
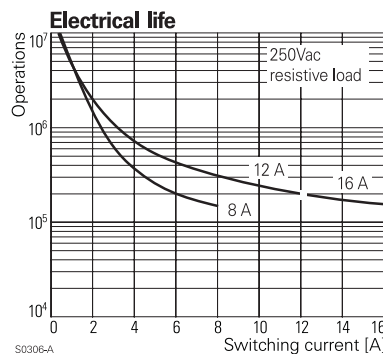
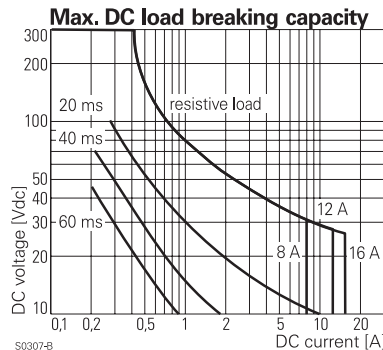
### Coil data

Nominal voltage	5...110 Vdc
Nominal coil power	500 mW
Operate category	2 / b

### Coil versions, DC-coil

Coil code	Nominal voltage Vdc	Pull-in voltage Vdc	Release voltage Vdc	Maximum voltage Vdc	Coil resistance $\Omega$	Coil current mA
005	5	3.5	0.5	9.0	$54 \pm 10\%$	92.6
006	6	4.2	0.6	10.8	$68 \pm 10\%$	88.2
012	12	8.4	1.2	21.6	$270 \pm 10\%$	44.4
024	24	16.8	2.4	43.2	$1100 \pm 15\%$	21.8
048	48	33.6	4.8	86.4	$4400 \pm 15\%$	10.9
060	60	42.0	6.0	108.0	$6540 \pm 15\%$	9.2
110	110	77.0	11.0	198.0	$23100 \pm 15\%$	4.8

All figures are given for coil without preenergization, at ambient temperature +20°C  
Other coil voltages on request



# PCB Relay RP II/1

1 pole 8 / 12 / 16 A

## Insulation

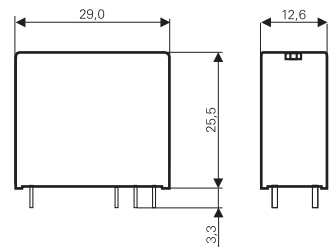
Dielectric strength coil-contacts	4000 $V_{rms}$
open contact circuit	1000 $V_{rms}$
Clearance / creepage	8 / 8 mm
Insulation to VDE 0110b (2/79)	
Insulation category / reference voltage	C / 250

## Other data

Ambient temperature	-40...+70 °C
Mechanical life	30x10 <sup>6</sup> operations
Max. switching rate at rated- / minimum load	10 min <sup>-1</sup> / 1200 min <sup>-1</sup>
Operate- / release time	typ. 8 / 2 ms
Bounce time N/O contact/N/C contact	typ. 2 / 4 ms
Vibration resistance N/O contact/N/C contact	>10 / 2 g, 30...300 Hz
Shock resistance (destruction)	100 g
Protection category	IP40 / IP67
Relay weight	18 g
Packaging unit	20 / 500 pcs.
Accessories	see accessories RP

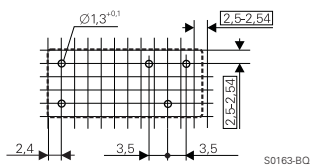
## Dimensions

Dimensions in mm

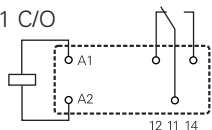


## PCB layout / terminal assignment

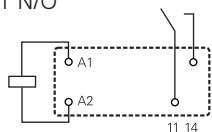
8 / 12 A, pinning 3.5 mm



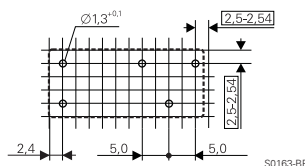
1 C/O



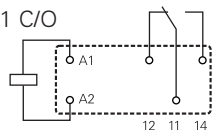
1 N/O



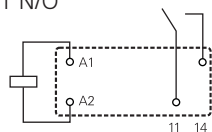
8 / 12 A, pinning 5 mm



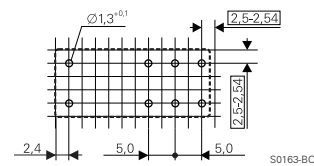
1 C/O



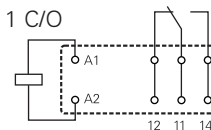
1 N/O



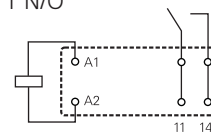
16 A, pinning 5 mm



1 C/O



1 N/O



## Ordering key

Type

Version

**3 16 A, flux-tight**      **7 16 A, washable**  
**4 8/12 A, flux-tight**      **8 8/12 A, washable**

Contacts

**1** 1 C/O contact      **3** 1 N/O contact

Contact material

**0 AgCdO, 16 A or 12 A, pinning 5 mm**      **2 AgNi 0.15, 8 A, pinning 3.5 mm**  
**1 AgNi 0.15, 8 A, pinning 5 mm**      **8 AgCdO, 12 A, pinning 3.5 mm**

Coil

Coil code: please refer to coil versions table

Preferred types in bold print

