

- 1 pole 16 A, 1 NO or 1 NC contact
- Switching capacity 4000 VA
- Coil power 400 mW
- Reinforced insulation (EN 61810, 60335, 60730)
- Ambient temperature up to 105°C
- Quick connect terminals for load side
- WG version: Materials in accordance to IEC 60335-1
- RoHS compliant (Directive 2002/95/EC)

**Applications**

Oven control, electric heating, power supplies, air conditioning, microwares, hobs



F0273-AI

**Approvals**

VDE REG.-Nr. A652, c **RU** us E214025  
 Technical data of approved types on request

**Contact data**

Contact configuration	1NO or 1NC
Contact set	single contact
Type of interruption	micro disconnection
Rated current	16 A
Rated voltage / max.switching voltage AC	240/400 VAC
Maximum breaking capacity AC	4000 VA
Limiting making capacity, max 4 s, duty factor 10%	25 A
Contact material	AgNi90/10
Minimum contact load	12VAC / 500mA
Mechanical endurance	1x10 <sup>6</sup> cycles
Rated frequency of operation with / without load	6 / 1200 min <sup>-1</sup>

**Contact ratings**

Type	Load	Cycles
RFH34	16A, 250VAC, 105°C	50 x 10 <sup>3</sup>
RFH34	11A, 400VAC, 105°C	100 x 10 <sup>3</sup>

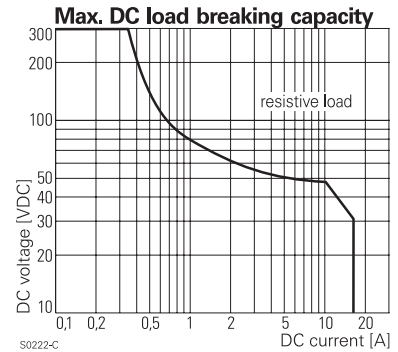
**Coil data**

Rated coil voltage DC coil	5...60 VDC
Coil power DC coil	typ. 400 mW
Operative range	2
Coil insulation system according UL1446	Class F

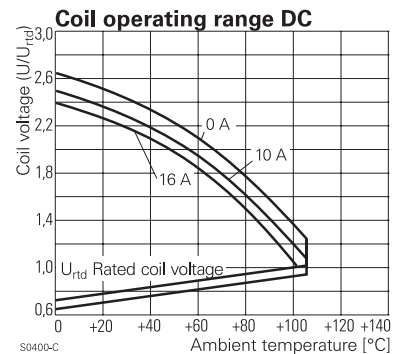
**Coil versions, DC-coil**

Coil code	Rated voltage VDC	Operate voltage VDC	Release voltage VDC	Coil resistance Ohm	Rated coil power mW
005	5	3.5	0.5	62±10%	403
006	6	4.2	0.6	90±10%	400
009	9	6.3	0.9	203±10%	399
<b>012</b>	<b>12</b>	<b>8.4</b>	<b>1.2</b>	<b>360±10%</b>	<b>400</b>
<b>024</b>	<b>24</b>	<b>16.8</b>	<b>2.4</b>	<b>1440±10%</b>	<b>400</b>
048	48	33.6	4.8	5520±10%	417
060	60	42.0	6.0	8570±10%	420

All figures are given for coil without preenergization, at ambient temperature +23°C  
 Other coil voltages on request



S0222-C



S0400-C

**Insulation**

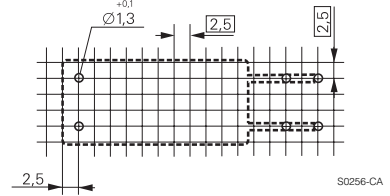
Dielectric strength coil-contact circuit	4000 V <sub>rms</sub>
open contact circuit	1500 V <sub>rms</sub>
Clearance / creepage coil-contact circuit	≥ 8 / 8 mm
Material group of insulation parts	≥ IIIa
Tracking index of relay base	PTI 250
Insulation to IEC 60664-1	
Type of insulation coil-contact circuit	reinforced
open contact circuit	functional
Rated insulation voltage	250 V
Pollution degree	3
Rated voltage system	230/400 V
Overvoltage category	III

**Other data**

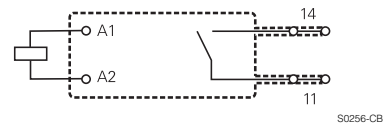
RoHS - Directive 2002/95/EC	compliant
Flammability class according to UL94	V-0
For WG version: GWFI to IEC 60695-2-12	>850°C
GWIT to IEC 60695-2-13	>775°C
Ambient temperature range	-40...+105°C
Operate- / release time	typ. 10 ms
Bounce time NO / NC contact	typ. 5 ms
Vibration resistance (function) NO / NC contact (55...500Hz)	20 / 5 ms
Shock resistance (destruction)	100 g
Category of protection	RTII - flux proof; RTIII - wash tight
Mounting	pcb
Resistance to soldering heat flux-proof version	270°C / 10 s
wash-tight version	260°C / 5 s
Relay weight	20 g
Packaging unit	150 / 300 pcs

**PCB layout / terminal assignment**

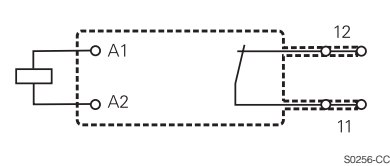
Bottom view on solder pins



1 NO contact

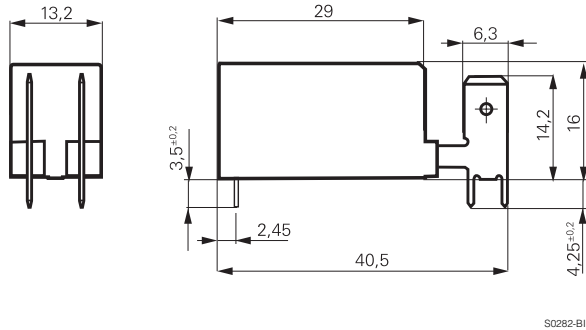


1 NC contact

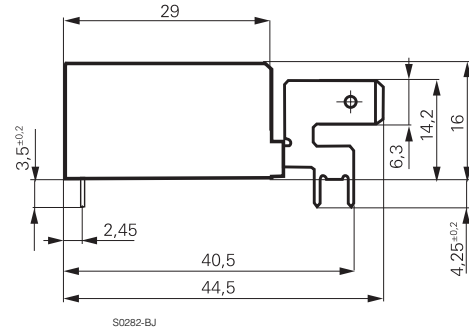


**Dimensions**

Quick connect terminals vertical



Quick connect terminals horizontal



**Product key**

Type	<div style="display: flex; justify-content: space-around; align-items: center;"> <span style="border: 1px solid black; padding: 2px;">R</span> <span style="border: 1px solid black; padding: 2px;">F</span> <span style="border: 1px solid black; padding: 2px;"> </span> <span style="border: 1px solid black; padding: 2px;"> </span> <span style="border: 1px solid black; padding: 2px;"> </span> <span style="border: 1px solid black; padding: 2px;"> </span> <span style="border: 1px solid black; padding: 2px;"> </span> </div>						
Version	<b>3</b> 16 A, 85°C			<b>H</b> 16 A, 105°C			
Contact configuration	<b>3</b> 1 NO contact, quick connect term. vertical <b>D</b> 1 NO contact, quick connect term. horizontal		<b>5</b> 1 NC contact, quick connect term. vertical <b>F</b> 1 NC contact, quick connect term. horizontal				
Contact material	<b>4</b> AgNi 90/10						
Coil	Coil code: please refer to coil versions table						
Version	<b>Blank</b> Standard version <b>WG</b> Product in accordance with IEC 60335-1 (domestic appliances)						

Wash tight version on request

Product key	Version	Configuration	Cont. material	Coil	Part number
RF334006	16 A	1 NO contact	AgNi 90/10	6 VDC	5-1415513-1
RF334009	85°C	quick connect term. vertical		9 VDC	7-1415513-1
RF334012				12 VDC	8-1415513-1
RF334024				24 VDC	9-1415513-1
RF354006		1 NC contact		6 VDC	2-1415514-1
RF354009		quick connect term. vertical		9 VDC	3-1415514-1
RF354012				12 VDC	4-1415514-1
RF354024				24 VDC	5-1415514-1
RFH34006	16 A	1 NO contact		6 VDC	8-1415510-1
RFH34009	105°C	quick connect term. vertical		9 VDC	9-1415510-1
RFH34012				12 VDC	6-1415510-1
RFH34024				24 VDC	0-1415511-1
RFH54006		1 NC contact		6 VDC	4-1415511-1
RFH54009		quick connect term. vertical		9 VDC	5-1415511-1
RFH54012				12 VDC	6-1415511-1
RFH54024				24 VDC	7-1415511-1
RF334006WG	16 A	1 NO contact		6 VDC	5-1415517-1
RF334009WG	85°C	quick connect term. vertical		9 VDC	6-1415517-1
RF334012WG	materials according IEC 60335-1			12 VDC	7-1415517-1
RF334024WG				24 VDC	8-1415517-1
RF354006WG		1 NC contact		6 VDC	2-1415518-1
RF354012WG		quick connect term. vertical		9 VDC	4-1415518-1
RF354024WG				12 VDC	5-1415518-1
RF354048WG				24 VDC	6-1415518-1
RFH34006WG	16 A	1 NO contact		6 VDC	3-1415520-1
RFH34009WG	105°C	quick connect term. vertical		9 VDC	4-1415520-1
RFH34012WG	materials according IEC 60335-1			12 VDC	5-1415520-1
RFH34024WG				24 VDC	6-1415520-1
RFH54006WG		1 NC contact		6 VDC	0-1415521-1
RFH54009WG		quick connect term. vertical		9 VDC	1-1415521-1
RFH54012WG				12 VDC	2-1415521-1
RFH54024WG				24 VDC	3-1415521-1