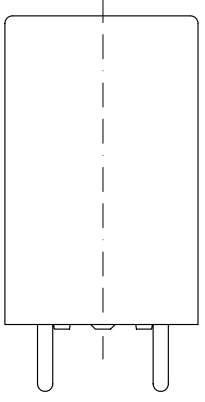
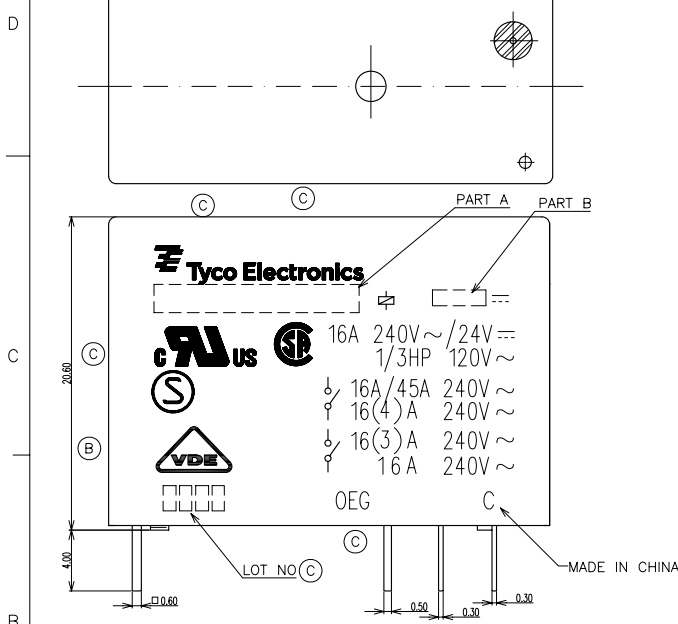
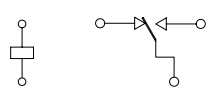


THIS DRAWING IS UNPUBLISHED. RELEASED FOR PUBLICATION
 COPYRIGHT BY TYCO ELECTRONICS CORPORATION. ALL RIGHTS RESERVED.

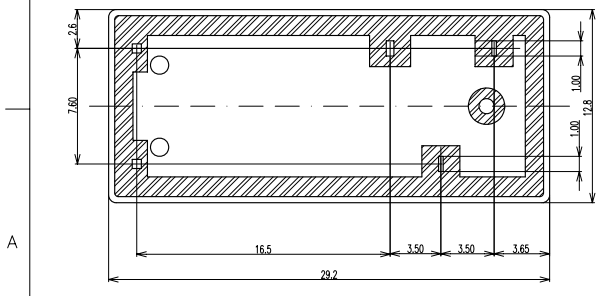
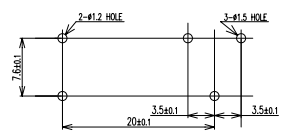
LOC		DIST		REVISIONS				
P	LTR	DESCRIPTION	ECO	DATE	DWN	APVD		
	C1	REVISION UPDATE ONLY	ECO-09-018236	27-AUG-09	D.L	BH.Y		



CONNECTION DIAGRAM (BOTTOM VIEW)



DRILLING DIAGRAM(2/1) (BOTTOM VIEW)



THIS DRAWING IS A CONTROLLED DOCUMENT.		DWN: Y.Xiao	Tyco Electronics Corporation ShenZhen	
DIMENSIONS: mm		CHK: N.Funayama	NAME	
TOLERANCES UNLESS OTHERWISE SPECIFIED:		APVD: CH.HSU	OMIH CUSTOMER DRAWING	
0 PLC ± -		PRODUCT SPEC	SIZE: A3	
1 PLC ± -		APPLICATION SPEC	CAGE CODE: 00779	
2 PLC ± -		WEIGHT	DRAWING NO: C=6-1440000-9	
3 PLC ± -		MATERIAL	RESTRICTED TO	
4 PLC ± -		FINISH	SCALE: 4:1	
ANGLES ± -			SHEET: 1 of 2	
			REV: C1	

4

3

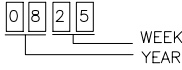
2

1

THIS DRAWING IS UNPUBLISHED. RELEASED FOR PUBLICATION
 © COPYRIGHT BY TYCO ELECTRONICS CORPORATION. ALL RIGHTS RESERVED.

LOC	DIST	REVISIONS					
HB	-	P	LTR	DESCRIPTION	DATE	DWN	APVD
		-	-			-	-

- NOTES:
 1. TERMINAL DIMENSION IS NOT INCLUDING SOLDER TIP.
 2. LOT NO. SYSTEM AS FOLLOWING:



3. GENERAL TOLERANCE AS FOLLOWING:

TOLERANCE	
0~0.99mm	±0.1
1mm~2.99mm	±0.2
3mm MIN.	±0.3

OMIH-SH-148L	7-1440000-7	OMIH-SH-148L	48V
OMIH-SH-148D	1-1461373-0	OMIH-SH-148D	48V
OMIH-SH-124L	1-1461373-4	OMIH-SH-124L	24V
OMIH-SH-124D	1461373-9	OMIH-SH-124D	24V
OMIH-SH-118L	7-1440000-2	OMIH-SH-118L	18V
OMIH-SH-118D	1461373-8	OMIH-SH-118D	18V
OMIH-SH-112L	7-1440000-0	OMIH-SH-112L	12V
OMIH-SH-112D	6-1440000-9	OMIH-SH-112D	12V
OMIH-SH-109L	1-1461373-3(6)	OMIH-SH-109L	9V
OMIH-SH-109D	1461373-7	OMIH-SH-109D	9V
OMIH-SH-106L	1-1461373-2	OMIH-SH-106L	6V
OMIH-SH-106D	1461373-6	OMIH-SH-106D	6V
OMIH-SH-105L	1-1461373-1	OMIH-SH-105L	5V
OMIH-SH-105D	0-1461373-5(6)	OMIH-SH-105D	5V
DESCRIPTION	TE PART NO	PART A	PART B

RELAY TYPE

	UV RESIN	UV SEAL	17	
	EPOXY RESIN	SEAL	16	
UL94 V-0	PBT	CASE	15	
CLASS E	UEW	MAGNETIC WIRE	14	
UL94 V-0	PET	BASE	13	
UL94 V-0	PBT	BOBBIN	12	
	SOLDER DIP	CP WIRE	COIL TERMINAL	11
UL94 V-0	PPS	CARD	10	
	Ag ALLOY	MOVABLE CONTACT	9	
	Ag ALLOY	STATIONARY CONTACT	8	
	Cu ALLOY	HINGE SPRING	7	
	SOLDER DIP	Cu ALLOY	B TERMINAL	6
	SOLDER DIP	Cu ALLOY	M TERMINAL	5
	SOLDER DIP	Cu ALLOY	MOVABLE SPRING	4
		STEEL	CORE	3
		STEEL	ARMATURE	2
		STEEL	YOKE	1
INCOMBUSTIBILITY	TREATMENT	MATERIAL	DESCRIPTION	ITEM

THIS DRAWING IS A CONTROLLED DOCUMENT.		DWN Y.Xiao	Tyco Electronics Corporation	
		CHK N.Funayama	ShenZhen	
DIMENSIONS: mm		APVD CH.HSU	NAME	
		PRODUCT SPEC	OMIH CUSTOMER DRAWING	
TOLERANCES UNLESS OTHERWISE SPECIFIED: 0 PLC ± - 1 PLC ± - 2 PLC ± - 3 PLC ± - 4 PLC ± - ANGLES ± -		APPLICATION SPEC	SIZE A3	CAGE CODE 00779
MATERIAL -	FINISH -	WEIGHT -	DRAWING NO C=6-1440000-9	RESTRICTED TO -
CUSTOMER DRAWING			SCALE 4:1	SHEET 2 of 2
			REV C1	