

Features

- Sealed Construction
- Long Life
- Small Size
- Low Coil Power
- PC Board Mount
- TV-5 Type Power Relay

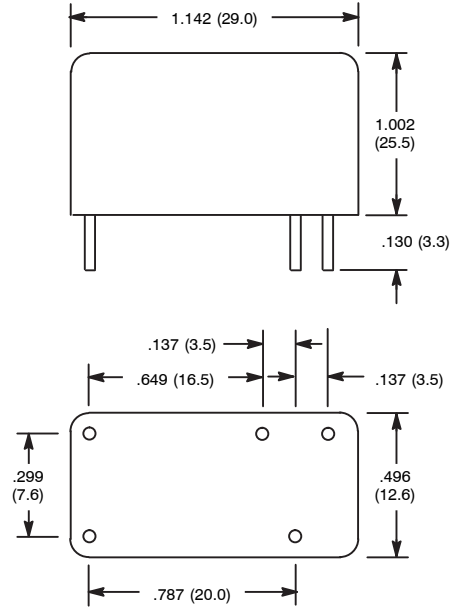


R22 Series

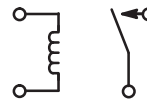


Slimline 16 Amp SPST-NO & SPDT Relays Designed for use in TVs, Door Openers, & Security Systems.

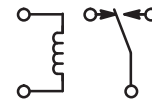
D51



SPST-NO, 1 Form "A"



SPDT, 1 Form "C"



DC OPERATED						
NTE Type No.	Nom. Voltage	Contact Arr.	Coil Res. Ohms (Typ)	Nom. Power	Max. Contact Make Cur. @ 30VDC or 120VAC (Note 1)	Diag No.
R22-1D16-3	3VDC	SPST-NO	12.5	720mW	16A	D51
R22-1D16-5/6	5/6VDC	SPST-NO	47	540mW	16A	D51
R22-1D16-12	12VDC	SPST-NO	270	540mW	16A	D51
R22-1D16-24	24VDC	SPST-NO	1100	540mW	16A	D51
R22-1D16-48	48VDC	SPST-NO	4400	540mW	16A	D51
R22-5D16-3	3VDC	SPDT	12.5	720mW	16A	D51
R22-5D16-5/6	5/6VDC	SPDT	47	540mW	16A	D51
R22-5D16-12	12VDC	SPDT	270	540mW	16A	D51
R22-5D16-24	24VDC	SPDT	1100	540mW	16A	D51
R22-5D16-48	48VDC	SPDT	4400	540mW	16A	D51

Note 1. The maximum contact make current is defined as the maximum permitted current for 4 seconds duration with 10% duty cycle immediately after contact closure.

ACCESSORIES		
MOUNTING STYLES	DESCRIPTION	NTE TYPE NO.
PC MOUNT	5-PIN SLIM LINE	R95-133
DIN RAIL MOUNT	5-PIN SLIM LINE	R95-130

Electrical Specifications

Contact

Rating: 12 Amp (Continuous, Note 2) @ 250 VAC

Contact Material: AgCdo

Contact Resistance: 100MΩ Max.

Note 2. Continuous contact current is defined as the maximum current a relay contact may carry continuously without exceeding temperature limits.

Coil

Coil Voltages: See Chart

Pick-up Voltage: 80% of rated voltage

Drop-out Voltage: 5% of rated voltage

Max Allowable Voltage: 110% of rated voltage

Operational Characteristics

Timing Value **Operate Time:** 30 mS Max
Release Time: 8 mS Max

Insulation Characteristics

Dielectric Strength

Contact To Coil: 500 VRMS (1 Min)

Across Open Contacts: 1000 VRMS (1 Min)

Insulation Resistance: 100 MΩ Min.
@ 500 VDC

Environmental Characteristics

Operating: -30°C to +70°C

Mechanical Life: 10,000,000 operations min

Weight

Std: 13 gram approx.