


MICROSERIES C1D2 Relays

NEW



The MICROSERIES C1D2 Relay module can be used as a universal interface between the controller and the actuator to switch small and medium-sized loads.

- C1D2 approved for use in hazardous locations
- Relay module interchangeable
- Space-saving 6.1 mm width
- Pluggable cross-connection at input and output minimizes the wiring workload
- VUC versions accept AC and DC input, reducing variations in inventory
- Integrated RC circuit at input available, protecting from leakage current on control side
- Integrated polarity protection for quick and safe installation of the relays
- Integrated LED status indicators for easy and instant troubleshooting and minimized machine downtime

Canada

Weidmüller, Canada
10 Spy Court
Markham, Ontario L3R 5H6
Telephone: (800) 268-4080
Facsimile: (905) 475-2798
Email: info1@weidmuller.ca
Website: www.weidmuller.ca

Mexico


Weidmüller, Mexico
Blvd. Hermanos Serdán 698
Col. San Rafael Oriente
Puebla, Puebla, Mexico
C.P. 72029
Telephone: 01 222 2686267
Facsimile: 01 222 2686219
Email: clientes@weidmuller.com.mx
Website: www.weidmuller.com.mx

United States

Weidmüller
821 Southlake Blvd.
Richmond, Virginia 23236
Telephone: (800) 849-9343
Facsimile: (804) 379-2593
Email: info@weidmuller.com
Website: www.weidmuller.com

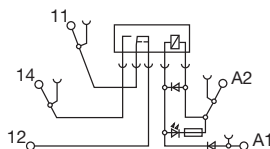
Weidmüller 

**1 change-over contact
AC/DC/UC coil**

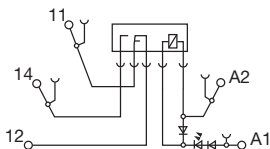


Technical data

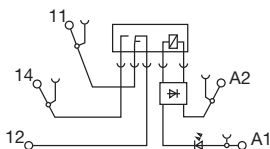
(12 V DC)



(24 V DC)



(24 V UC)



Output

max. switching voltage AC1/Continuous current	250 V/6 A
min. switching power	12 V / 100 mA
Response time / Drop-out time	6.2ms/3.9ms
Contact base material	AgSnO
Mechanical endurance	20*10 ⁶ switching cycles
max. switching frequency at rated load	0.1 Hz

Rated data

Status indicator/Free wheel diode	green LED/Yes
Reverse pol. prot	available
Ambient temperature (operational)	-25 °C...+50 °C
Storage temperature	-40 °C...+60 °C
Humidity	40°C/93% RH, no condensation
Approvals	CE; cULus; C1D2

Insulation coordination (EN 50178)

Standards	EN 50178
Rated voltage	300 V
Impulse withstand voltage	4 kV
Clearance and creepage distances for control/load side	≥ 5.5 mm
Surge category	III
Pollution severity	2
Protective separation to VDE 0106 part 101	Yes

Dimensions

Clamping range (rating- / min. / max.)	mm ²	2.5 / 0.5 / 4
Length x width x height	mm	93 / 6.1 / 92

Note

Cross-connectors and markers - refer to MICROSERIES accessories

Ordering data

Input	
Rated voltage	
Rated current AC	
Rated current DC	
Power rating	
AC Response/dropout Volt	
DC Response/dropout Volt	
AC pickup/dropout current	
DC pickup/dropout current	
Relay with socket	
Screw connection	Type
	Order No.
Spare relay (pluggable)*	
	Type
	Order No.
Note	

*Spare relays do not feature individual C1D2 approval.


12 VDC 1CO
12 V DC ±20%
17 mA
210 mW
6.4V/ 2.5V
8.4mA/2.4mA
MRS 12Vdc 1CO C1D2
8967340000
RSS113012 12Vdc-Rel1U
4061610000

24 V DC 1CO
24 V DC ±20 %
6.6mA
160 mW
15.4V/6.5V
4mA/1.2mA
MRS 24Vdc 1CO C1D2
8967350000
RSS113024 24Vdc-Rel1U
4060120000

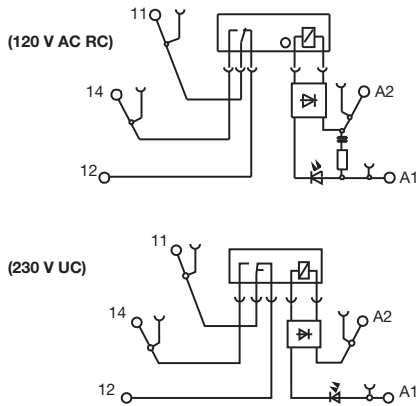
24 V UC 1CO
24 V UC ±10 %
11 mA
6.4 mA
154 mW
15.8V/7V
15.8V/7V
3.6mA/1.3mA
3.6mA/1.3mA
MRS 24Vuc 1CO C1D2
8967360000
RSS113024 24Vdc-Rel1U
4060120000

**1 change-over contact
AC/DC/UC coil**

- 120 VAC RC version:
RC circuit at the input guarantees safe switching thresholds, e.g. for leakage currents on the control side



Technical data



Output	
max. switching voltage AC1/Continuous current	250 V/6 A
min. switching power	12 V / 100 mA
Response time / Drop-out time	6.6ms/5.8ms
Contact base material	AgSnO
Mechanical endurance	20*10 ⁶ switching cycles
max. switching frequency at rated load	0.1 Hz
Rated data	
Status indicator/Free wheel diode	green LED/Yes
Reverse pol. prot	available
Ambient temperature (operational)	-25 °C...+55 °C
Storage temperature	-40 °C...+60 °C
Humidity	40°C/93% RH, no condensation
Approvals	CE; cULus; C1D2
Insulation coordination (EN 50178)	
Standards	EN 50178
Rated voltage	300 V
Impulse withstand voltage	4 kV (1.2/50 µs)
Clearance and creepage distances for control/load side	≥ 5.5 mm
Surge category	III
Pollution severity	2
Protective separation to VDE 0106 part 101	
Dimensions	
Clamping range (rating- / min. / max.)	mm ² 2.5 / 0.5 / 4
Length x width x height	mm 93 / 6.1 / 92
Note	
Cross-connectors and markers - refer to MICROSERIES accessories	

Ordering data

Input	
Rated voltage	
Rated current AC	
Rated current DC	
Power rating	
AC Response/dropout Volt	
DC Response/dropout Volt	
AC pickup/dropout current	
DC pickup/dropout current	
Relay with socket	
Screw connection	Type
	Order No.
Spare relay (pluggable)*	
	Type
	Order No.
Note	

120 V AC 1CO RC	
Rated voltage	120 V AC + 10 %/ -15 %
Rated current AC	7 mA
Rated current DC	
Power rating	0.84 VA
AC Response/dropout Volt	79 V / 65 V
DC Response/dropout Volt	
AC pickup/dropout current	4.5 mA / 3.7 mA
DC pickup/dropout current	
Relay with socket	
Screw connection	MRS 120VUC 1CO RC C1D2
	8967370000
Spare relay (pluggable)*	
	RSS113060 60Vdc-Rel1U
	4061630000
Note	

230 V UC 1CO	
Rated voltage	230 V UC +10 % / -15 %
Rated current AC	3.5 mA
Rated current DC	2.9 mA
Power rating	0.8 VA / 660 mW
AC Response/dropout Volt	146 V / 124 V
DC Response/dropout Volt	155 V / 115 V
AC pickup/dropout current	1.9 mA / 1.5 mA
DC pickup/dropout current	1.9 mA / 1.0 mA
Relay with socket	
Screw connection	MRS 230VUC 1CO C1D2
	8967380000
Spare relay (pluggable)*	
	RSS113060 60Vdc-Rel1U
	4061630000
Note	

*Spare relays do not feature individual C1D2 approval.

Accessories

General data - MICROSERIES



Plug-in cross-connection

Type	No. of poles	Qty	Order No.
yellow			
ZQV 4N / 2 GE	2	60	1758250000
ZQV 4N / 3 GE	3	60	1762630000
ZQV 4N / 4 GE	4	60	1762620000
ZQV 4N / 10 GE	10	20	1758260000
ZQV 4N / 20 GE	20	20	1909020000
red			
ZQV 4N / 2 RT	2	60	1793950000
ZQV 4N / 3 RT	3	60	1793980000
ZQV 4N / 4 RT	4	60	1794010000
ZQV 4N / 10 RT	10	20	1794040000
ZQV 4N / 20 RT	20	20	1909150000
blue			
ZQV 4N / 2 BL	2	60	1793960000
ZQV 4N / 3 BL	3	60	1793990000
ZQV 4N / 4 BL	4	60	1794020000
ZQV 4N / 10 BL	10	20	1794050000
ZQV 4N / 20 BL	20	20	1909100000
black			
ZQV 4N / 2 SW	2	60	1793970000
ZQV 4N / 3 SW	3	60	1794000000
ZQV 4N / 4 SW	4	60	1794030000
ZQV 4N / 10 SW	10	20	1794060000
ZQV 4N / 20 SW	20	20	1909120000

Technical data

Conductor		Screw connection
Solid H07V-U	mm ²	0.5 ... 4.0
Stranded H07V-K	mm ²	0.5 ... 2.5
"f" with wire end ferrules to DIN 46228-1	mm ²	0.5 ... 1.5
"f" with wire end ferrules with plastic collar	mm ²	0.5 ... 1.5
Max. clamping range	mm ²	0.13 ... 4.0
Plug gauge to IEC 60947-1	size	A 3
General technical data		
Nominal torque		0.6
Continuous current for 2-pole cross-connection	A	10
Continuous current for multi-pole cross-connection	A	10
Stripping length	mm	7
Ingress protection class		IP 20
Housing material		Wemid
UL 94 flammability rating		V-0
Nominal current	A	6
Nominal voltage	V	250

Other accessories

Type	Qty	Order No.
Markers		
WS 12/6	12 x 6 mm	600
Labels, Lasermark		
LM MT 300 15/6 ge	484 labels/sheet	10
Screwdriver		
SD 0,6 x 3,5 x 100		10

Dimensions

