





Circuit separators


Separator end sections


Product	Type	Order P/N
	Possibility of marking, by the user, on the back of the separator. For blocks : M 4/6 except D and G M 6/8 - M 10/10 M 4/6.H M 1,5/6.HH and ADV Width : 51 mm .201" Thickness : 2 mm .079"	
Separator end section	grey <input type="checkbox"/>	SCF61 1SNA 114 202 R2500


	For M 4/6.D block only. Extends 2 mm .079" around the block. Height : $\begin{matrix} \text{---} 61,5 \text{ mm } 2.42'' \\ \text{---} 69 \text{ mm } 2.72'' \\ \text{---} 66,5 \text{ mm } 2.62'' \end{matrix}$ Thickness : 1 mm .039"	
Separator end section	grey <input type="checkbox"/>	SCF6.D 1SNA 118 495 R1700


	Only for NTLP blocks. (1) With cut-out for busbar passage. Snapped on PR3 , PR4 and PR5 rails. Extends 3 mm .12" around the block excepting on top. (2) Snapped onto the extremity of the BJM62 connector bars before they are mounted on the blocks. Thickness (1) : 1,5 mm .059"	
Separator end section	grey <input type="checkbox"/>	SCF.D (1) 1SNA 114 117 R0700
Circuit separator	white <input type="checkbox"/>	SCD (2) 1SNA 103 189 R2600


	For spring blocks. Thickness : 2,5 mm .098"	
Separator end section	grey <input type="checkbox"/> orange <input type="checkbox"/> orange <input type="checkbox"/> orange <input type="checkbox"/>	SCD5.2L 1SNA 291 351 R0300 SCD5.2L 1SNA 291 352 R0400 SCD5.3L 1SNA 291 362 R0600 SCD5.4L 1SNA 291 372 R0000

	The SCM separator snaps onto the top of the open terminal blocks, once the terminal board is assembled. It does not increase the thickness of the blocks but extends 8 mm .315" on top. For blocks : MA 2,5/5 (1) MA 2,5/5.D (2) M 1,5/6.HH and ADV blocks, M 4/6 , M 6/8 , M 10/10 , M 16/12 (3) M 4/6.D (4) ADO System® blocks (5)	
Circuit separator	grey <input type="checkbox"/> grey <input type="checkbox"/> grey <input type="checkbox"/> orange <input type="checkbox"/> grey <input type="checkbox"/> grey <input type="checkbox"/>	SCMA5 (1) 1SNA 116 728 R2500 SCMA5D (2) 1SNA 116 720 R2100 SCM6 (3) 1SNA 113 003 R1000 SCM6 (3) 1SNA 103 233 R2100 SCM6D (4) 1SNA 113 482 R0500 SCAD (5) 1SNA 196 896 R0000


Product	Type	Order P/N
	With possibility of mounting a protective cover CPM , and a marker-holder PEP . Extends 5 mm .20" on sides of the block and 11,5 mm .45" on top (1). For blocks : MA 2,5/5 (1) M 4/6 except D and G (1) (2) M 6/8 - M 10/10 (1) (2) M 4/6.H (1) Height : $\begin{matrix} \text{---} 59,5 \text{ mm } 2.34'' \\ \text{---} 67 \text{ mm } 2.64'' \\ \text{---} 64,5 \text{ mm } 2.54'' \end{matrix}$ Width : 51 mm .201" Thickness : 3 mm .118"	
Separator end section	grey <input type="checkbox"/> blue <input type="checkbox"/> grey <input type="checkbox"/>	SCF6 1SNA 118 707 R0300 SCF6 1SNA 128 707 R0500 SCFM6 1SNA 114 825 R0500

	With possibility of mounting a protective cover CPM , and a marker-holder PEP . Extends 5 mm .20" on sides of the block and 11,5 mm .45" on top. For blocks : M 4/6.G (1) M 16/12 (2) M 35/16 (3) M 70/22 (4) M 6/8.ST (5) Thickness : 3 mm .118"	
Separator end section	grey <input type="checkbox"/> grey <input type="checkbox"/> grey <input type="checkbox"/> grey <input type="checkbox"/> grey <input type="checkbox"/>	SCF6G (1) 1SNA 113 075 R1700 SCF12 (2) 1SNA 113 102 R1000 SCF16 (3) 1SNA 113 101 R1700 SCF22 (4) 1SNA 113 851 R1600 SCFT2 (5) 1SNA 114 522 R0500

	With possibility of mounting a protective cover CPM , and a marker-holder PEP . Snap on mounting on PR1 , PR3 , PR4 and PR5 . This separator does not replace an end section which must be used on the block. For blocks : M 6/9.EE M 6/12.FF Thickness : 1 mm .039"	
Separator end section	white <input type="checkbox"/>	SCF9 1SNA 103 672 R0100

	Separator for use with 1/4 turn terminal blocks, with possibility of mounting one or two protective covers CPM side by side. Snap on mounting on PR1 , PR3 , PR4 and PR5 rails. Height : $\begin{matrix} \text{---} 63 \text{ mm } 2.48'' \\ \text{---} 70,5 \text{ mm } 2.78'' \\ \text{---} 68 \text{ mm } 2.68'' \end{matrix}$ Width : 77,5 mm 3.05" Thickness : 1 mm .039"	
Separator end section	grey <input type="checkbox"/>	SCFT1* 1SNA 103 588 R2600

Accessories :

	CPM cover protects the user from accidental touch on live circuits. It is clipped onto the end sections (FE), onto the intermediate sections (FJ) and onto the SCF , SCFT or SCFM separators. It can also be used for marking the terminal unit by means of a blank strip RTC , which slides into the cover. CPM width : 32 mm 1.26" CPM length : 500 mm 19.70" RTC width : 20 mm .79" RTC length : 1 m 39"	
---	--	--

Protective cover	clear <input type="checkbox"/> beige <input type="checkbox"/>	CPM 1SNA 187 312 R1400 1SNA 197 312 R1600
Top marking strip for CPM		RTC 1SNA 163 156 R2700
Marker holder		PEP 1SNA 113 762 R2400

This marker holder snaps on separator end sections **SCF** or **SCFM** and on the **ECP** and **ECS** power blocks' partitions. It can receive 1 label **RC610**.

*Note : Not to be mounted on **SCFT1** separator end section.

PEP

ABB