

Physical Network Security Solutions

NEW!

RJ45 Plug Lock-In Device

The RJ45 plug lock-in device is an innovative solution that secures connections to reduce network downtime, data security breaches, and hardware replacement due to theft. The versatile design works with most existing patch cords, faceplates, patch panels, IP cameras and other IP devices. It is also compatible with VoIP phones helping to prevent unauthorized removal and ensure E911 continuity.



RJ45 Plug Lock-In Device

RJ45 Jack Blockout Device

Key Features

Benefits


Tamper-resistant	Prevents unauthorized removal of cable, IP phone, other networking equipment or critical connection; compatible with VoIP phones to deter unauthorized users from moving or stealing phones, helping maintain E911 availability and compliance
Compact design	Can be installed without interfering with adjacent jacks and plugs, even in high-density applications
Installation/removal tool	Allows plug to be locked into or released from jack for enhanced physical security
Color assortment	Enables color-coding for visual identification



To install device onto plug: Insert the tool and rotate clockwise 90°. Snap the plug into the device. Rotate tool back to original position and remove it.



To install into jack: Insert plug into the jack as usual.



To remove plug from jack: Insert the tool into the device and rotate clockwise 180°. Remove the plug from the jack. Rotate the tool back to original position and remove it from the device.

RJ45 Plug Lock-In Device

Ordering Information

Part Number‡	Part Description	Color	Std. Pkg. Qty.^	Std. Ctn. Qty.
Flush - works with flush mount jacks				
PSL-DCPL	Package of ten RJ45 plug lock-in devices and one installation/removal tool.	Red	1	20
PSL-DCPL-BL	Package of ten RJ45 plug lock-in devices and one installation/removal tool.	Black	1	20
PSL-DCPL-BU	Package of ten RJ45 plug lock-in devices and one installation/removal tool.	Blue	1	20
PSL-DCPL-YL	Package of ten RJ45 plug lock-in devices and one installation/removal tool.	Yellow	1	20
PSL-DCPL-IW	Package of ten RJ45 plug lock-in devices and one installation/removal tool.	International White	1	20
PSL-DCPL-GR	Package of ten RJ45 plug lock-in devices and one installation/removal tool.	Green	1	20

Recessed - works with recessed jacks				
PSL-DCPLR	Package of ten recessed RJ45 plug lock-in devices and one installation/removal tool.	Red	1	20
PSL-DCPLR-BL	Package of ten recessed RJ45 plug lock-in devices and one installation/removal tool.	Black	1	20
PSL-DCPLR-BU	Package of ten recessed RJ45 plug lock-in devices and one installation/removal tool.	Blue	1	20
PSL-DCPLR-YL	Package of ten recessed RJ45 plug lock-in devices and one installation/removal tool.	Yellow	1	20
PSL-DCPLR-IW	Package of ten recessed RJ45 plug lock-in devices and one installation/removal tool.	International White	1	20
PSL-DCPLR-GR	Package of ten recessed RJ45 plug lock-in devices and one installation/removal tool.	Green	1	20

‡Available in bulk packages of 100 devices and five removal tools. To order bulk package add -C to the suffix of part number. The RJ45 plug lock-in device may not be compatible with all jacks, overmolded cables, or *PANVIEW™* Cables.

2 Styles



For flush mount applications



For recessed applications

It is recommended to test your specific patch cords and jacks before implementing widespread usage.

Related Products

PANDUIT Patch Cords

- Each patch cord is 100% performance tested
- Slender strain relief boot provides easy access in high-density applications
- Labels on patch cords provide identification of performance level, length, and quality control number
- Patented tangle free latch prevents snags and provides easy release, saving time on frequent moves, adds, and changes



Part Number	Category	Description	Length	Std. Pkg. Qty.^	Std. Ctn. Qty.
STP6X7*	6A	10 Gb/s STP patch cord with <i>TX6™ PLUS</i> Modular Plugs on each end.	7 ft	1	20
VTPSP7*Y	6	UTP patch cord with <i>TX6™ PLUS</i> Modular Plugs on each end.	7 ft	1	20
VTPCH7*Y	5e	UTP patch cord with <i>PAN-PLUG®</i> Modular Plugs on each end.	7 ft	1	20
STPCH7M**BL	5e	STP patch cord with <i>PAN-PLUG®</i> Modular Plugs on each end.	7 m	1	20


*For standard cable colors other than Off White, add suffix BL (Black), BU (Blue), GR (Green), RD (Red), YL (Yellow), OR (Orange) or VL (Violet). For lengths 2 to 20 feet (increments of one foot) 25, 30, 35 or 40 feet, change the length designation in part number to the desired length.

**For boot colors other than Black, replace suffix BL (Black) with BU (Blue), GR (Green), RD (Red) or YL (Yellow). Cable is International Gray. For lengths 1 to 10 meters (increments of one meter) 0.5, 1.5, 2.5, 15, 20, 25, 30, 35 or 40 meters, change the length designation in the part number to the desired length.

^ Order number of pieces required, in multiples of Standard Package Quantity.

RJ45 Jack Blockout Device

The *PANDUIT* RJ45 jack blockout device provides a simple and secure method to control access to data and deter vandalism to jacks. The jack module blockout device saves time and money associated with downtime, data security breaches, hardware replacement and infrastructure repair. The innovative design snaps into RJ45 jacks and is released with the removal tool, ensuring the safety and security of your network infrastructure.



Key Features

Benefits

Tamper-resistant	Device blocks unauthorized access to jacks and potentially harmful foreign objects, saving time and money associated with data security breaches, network downtime, repair and hardware replacement
Versatile functionality	Compatible with most RJ45 jacks to accommodate a variety of applications and does not interfere with jack contacts
Compact, low profile design	Device can be installed or removed without interfering with adjacent jacks or hardware
Removal tool	Device may only be released with the special removal tool, ensuring the safety and security of your network infrastructure
Color assortment	Enables color-coding for visual identification


Ordering Information

Part Number‡	Part Description	Color	Std. Pkg. Qty.^	Std. Ctn. Qty.
PSL-DCJB	Package of ten jack module blockout devices and one removal tool.	Red	1	20
PSL-DCJB-BL	Package of ten jack module blockout devices and one removal tool.	Black	1	20
PSL-DCJB-BU	Package of ten jack module blockout devices and one removal tool.	Blue	1	20
PSL-DCJB-YL	Package of ten jack module blockout devices and one removal tool.	Yellow	1	20
PSL-DCJB-IW	Package of ten jack module blockout devices and one removal tool.	International White	1	20
PSL-DCJB-GR	Package of ten jack module blockout devices and one removal tool.	Green	1	20

‡Available in bulk packages of 100 devices and five removal tools. To order bulk package add -C to the suffix of part number.

^Order number of pieces required, in multiples of Standard Package Quantity.

Installation and Removal Instructions



To install: Snap the RJ45 blockout device into the jack module.



To release: Insert the special removal tool which attaches to the RJ45 blockout device.



To remove: Retract the device.

Typical Applications



Faceplates



VoIP Phone



IP Camera



Zone Cable Boxes



Patch Panels

Related Physical Security Products

PANDUIT offers a broad range of other physical security products, including:



MINI-COM® Tamper Resistant Faceplate



Wireless Access Point Enclosures



PANVIEW™ System for Intelligent Layer Management (IPLM)

WORLDWIDE SUBSIDIARIES AND SALES OFFICES

PANDUIT CANADA
Markham, Ontario
cs-cdn@panduit.com
Phone: 800.777.3300

PANDUIT EUROPE LTD.
London, UK
cs-emea@panduit.com
Phone: 44.20.8601.7200

PANDUIT SINGAPORE PTE. LTD.
Republic of Singapore
cs-ap@panduit.com
Phone: 65.6305.7575

PANDUIT JAPAN
Tokyo, Japan
cs-japan@panduit.com
Phone: 81.3.3767.7011

PANDUIT LATIN AMERICA
Jalisco, Mexico
cs-la@panduit.com
Phone: 52.333.777.6000

PANDUIT AUSTRALIA PTY. LTD.
Victoria, Australia
cs-aus@panduit.com
Phone: 61.3.9794.9020

For a copy of PANDUIT product warranties, log on to www.panduit.com/warranty



For more information
Visit us at www.panduit.com

Contact Customer Service by email: cs@panduit.com
or by phone: 800-777-3300 and reference IDC B46

©2008 PANDUIT Corp.
ALL RIGHTS RESERVED.
Printed in the U.S.A.
Product Bulletin Number SA-IDCB46
3/2008