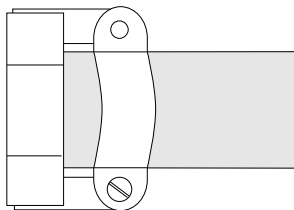


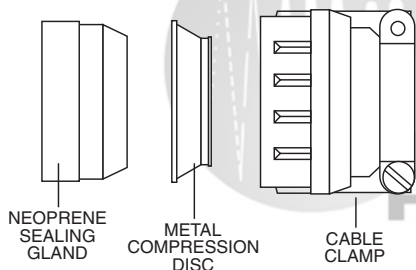
MS3057-A Cable Clamp



Standard MS3057 cable clamps have a dual clamping action to provide a balanced, positive hold on the wires and greatly reduce moisture transmission. This cable clamp accepts MS3420 bushings. MS3420 bushings can be nested to reduce the inside diameter to more closely match the diameter of the cable or wire bundle.

SHELL SIZE	THREAD 2B	STANDARD CLAMP				STANDARD CLAMP AND TELESCOPIC BUSHING		
		LOW COST CAST ZINC	ALUMINUM W/ BRASS SCREWS	ALUMINUM W/ STAINLESS STEEL SCREWS	MAXIMUM CABLE DIAMETER INCH (mm)	LOW COST ZINC WITH BUSHING	BUSHING INCLUDED	BUSHING ID INCH (mm)
8S	1/2-24UNEF	97-3057-1003	MS3057-3A	M85049/41-3A	.220 (5.58)	97-3057-1003-1	MS3420-3	0.130 (3.3)
10S/10SL	5/8-24UNEF	97-3057-1004	MS3057-4A	M85049/41-4A	.312 (7.92)	97-3057-1004-1	MS3420-4	0.220 (5.6)
12/12S/12SL	5/8-24UNEF	97-3057-1004	MS3057-4A	M85049/41-4A	.312 (7.92)	97-3057-1004-1	MS3420-4	0.220 (5.6)
14/14S	3/4-20UNEF	97-3057-1007	MS3057-6A	M85049/41-6A	.438 (11.13)	97-3057-1007-1	MS3420-6	0.312 (7.9)
16/16S	7/8-20UNEF	97-3057-1008	MS3057-8A	M85049/41-8A	.562 (14.27)	97-3057-1008-1	MS3420-8	0.437 (11.1)
18	1-20UNEF	97-3057-1010	MS3057-10A	M85049/41-10A	.625 (15.88)	97-3057-1010-1	MS3420-10	0.562 (14.3)
20/22	1 3/16-18UNEF	97-3057-1012	MS3057-12A	M85049/41-12A	.750 (19.05)	97-3057-1012-1	MS3420-12	0.625 (15.9)
24/28	1 7/16-18UNEF	97-3057-1016	MS3057-16A	M85049/41-16A	.938 (23.83)	97-3057-1016-1	MS3420-16, -12	0.625 (15.9)
32	1 3/4-18UNS	97-3057-1020	MS3057-20A	M85049/41-20A	1.250 (31.75)	97-3057-1020-1	MS3420-20, -16	0.750 (19.1)
36	2-18UNS	97-3057-1024	MS3057-24A	M85049/41-24A	1.375 (34.92)	97-3057-1024-1	MS3420-24, -20	0.937 (23.8)
40	2 1/4UNS-16	-	MS3057-28A	M85049/41-28A	1.625 (41.28)	-	-	-

MS3057-C Waterproof Cable Clamp




Standard MS3057-C waterproof cable clamp with mechanical strain relief for use with threaded endbells. Internal neoprene gland and compression ring will seal a broad range of round cable diameters as listed below. For reduction of cable diameters, order the appropriate MS3420A bushing in table.

SHELL SIZE	PART NUMBER	WIRE DIAMETER INCHES (mm)		OPTIONAL BUSHINGS	
		MAX.	MIN.	PART NUMBER	MAX WIRE DIA. IN. (mm)
10SL	MS3057-4C	.312 (7.93)	.188 (4.80)	MS3420-4A	.219 (5.56)
14S	MS3057-6C	.438 (11.12)	.281 (7.10)	MS3420-6A MS3420-4A	.312 (7.93) .219 (5.56)
16/16S	MS3057-8C	.530 (13.48)	.312 (7.90)	MS3420-8A MS3420-6A	.438 (11.1) .312 (7.93)
18	MS3057-10C	.625 (15.87)	.375 (9.50)	MS3420-10A MS3420-6A	.438 (11.1) .312 (7.93)
20/22	MS3057-12C	.750 (19.00)	.500 (12.70)	MS3420-12A MS3420-8A	.540 (13.74) .438 (11.10)
24/28	MS3057-16C	.940 (23.80)	.625 (15.90)	MS3420-16A MS3420-12A MS3420-8A	.750 (19.00) .540 (13.74) .438 (11.10)
32	MS3057-20C	1.250 (31.75)	-	MS3420-20A MS3420-16A MS3420-12A	.938 (23.8) .750 (19.00) .540 (13.74)
36	MS3057-24C	1.380 (35.00)	1.00 (25.40)	MS3420-24A MS3420-18A MS3420-16A	1.12 (28.50) .938 (23.80) .750 (19.00)
40	MS3057-28C	1.620 (41.25)	1.25 (31.80)	MS3420-28A MS3420-20A MS3420-16A	1.25 (31.75) .940 (23.80) .750 (19.00)

All dimensions in inches (millimeters in parenthesis)

MS3420 Telescoping Bushings



For use with Style A cable clamps and AIT/MS Style E/F endbells to eliminate dust, dirt, and oil from entering the cable clamp. Bushings can be nested, one inside the other, to reduce the inside diameter to better seal against the cable jacket. Each bushing will accept the next smallest bushing.

SHELL SIZE	1ST BUSHING PART NUMBER	INSIDE DIAMETER	2ND NESTED BUSHING	INSIDE DIAMETER	FITS IN CABLE CLAMP
10S/10SL	MS3420-4	.220 (5.59)	NONE	-	MS3057-4A
12/12S	MS3420-4	.220 (5.59)	NONE	-	MS3057-4A
14/14S	MS3420-6	.312 (7.92)	NONE	-	MS3057-6A
16S	MS3420-8	.437 (11.10)	NONE	-	MS3057-8A
16	MS3420-8	.437 (11.10)	NONE	-	MS3057-8A
18	MS3420-10	.562 (14.30)	NONE	-	MS3057-10A
20	MS3420-12	.625 (15.90)	NONE	-	MS3057-12A
22	MS3420-12	.625 (15.90)	NONE	-	MS3057-12A
24	MS3420-16	.750 (19.05)	MS3420-12	.625 (15.90)	MS3057-16A
28	MS3420-16	.750 (19.05)	MS3420-12	.625 (15.90)	MS3057-16A
32	MS3420-20	.937 (23.80)	MS3420-16	.750 (19.05)	MS3057-20A
36	MS3420-24	1.250 (31.75)	MS3420-20	.937 (23.80)	MS3057-24A
40	MS3420-28	1.375 (34.92)	MS3420-24	1.250 (31.75)	SE96-28A4

MS3420-A Reduction Bushings



For use with MS3057-C cable clamps (Style C) to reduce the wire sealing diameter. Bushings can be nested, one inside the other, to progressively reduce the inside diameter of the cable clamp. The column labeled "reduction bushings" shows the acceptable nesting options for each clamp.



9767 Cable Clamps

9767 waterproof cable clamp with mechanical strain relief. An internal Neoprene gland seal bushing and compression washer will seal a broad range of round cable diameters as listed below.

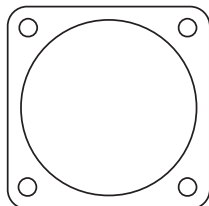
SHELL SIZE	CABLE CLAMP PART NUMBER	MAX. CABLE OUTSIDE DIAMETER		MIN. CABLE OUTSIDE DIAMETER		THREAD CLASS 2B UNEF
		INCHES	(mm)	INCHES	(mm)	
10SL, 12S	9767-12-4	0.219	(5.55)	0.020	(0.51)	5/8-24
14S	9767-14-4	0.219	(5.55)	0.020	(0.51)	3/4-20
14S	9767-14-6	0.344	(8.73)	0.176	(4.47)	3/4-20
16S, 16	9767-16-4	0.219	(5.55)	0.020	(0.51)	7/8-20
16S, 16	9767-16-6	0.344	(8.73)	0.176	(4.47)	7/8-20
16S, 16	9767-16-8	0.438	(11.12)	0.177	(4.50)	7/8-20
18	9767-18-6	0.344	(8.73)	0.176	(4.47)	1-20
18	9767-18-8	0.438	(11.12)	0.177	(4.50)	1-20
18	9767-18-10	0.563	(14.29)	0.292	(7.42)	1-20
20, 22	9767-22-8	0.438	(11.12)	0.177	(4.50)	1-3/16-18
20, 22	9767-22-10	0.563	(14.29)	0.292	(7.42)	1-3/16-18
20, 22	9767-22-12	0.688	(17.46)	0.370	(9.40)	1-3/16-18
24, 28	9767-28-10	0.563	(14.29)	0.292	(7.42)	1-7/16-18
24, 28	9767-28-12	0.688	(17.46)	0.370	(9.40)	1-7/16-18
24, 28	9767-28-16	0.844	(21.43)	0.536	(13.61)	1-7/16-18
32	9767-32-20	1.031	(26.19)	0.590	(14.99)	1-3/4-18
36	9767-36-16	0.844	(21.43)	0.536	(13.61)	2-18

All dimensions in inches (millimeters in parenthesis)

For price & delivery: 800-642-8750 • For tech support: 800-523-0727 • www.Peigenesis.com

Specifications subject to change.

Gaskets



Synthetic rubber gaskets are used to ensure a moisture tight seal between a receptacle and the panel. Gaskets are available for front or rear panel mounting of style 0, 2, and 6B connectors. Gasket thickness is approximately .031" (1 mm), for nonconductive and low temperature types.

Conductive shielding gaskets contain an imbedded metal screen for EMI/RFI shielding in addition to moisture sealing. Gaskets are available for front or rear panel mounting of connectors. Gasket thickness is .020" (.5 mm).

SHELL SIZE	NON-CONDUCTIVE	CONDUCTIVE	LOW TEMPERATURE
8S	10-040450-008	10-040450-08S	10-036675-008
10S/10SL	10-040450-010	10-040450-10S	10-036675-010
12/12S	10-040450-012	10-040450-12S	10-036675-012
14/14S	10-040450-014	10-040450-14S	10-036675-014
16S	10-040450-016	10-040450-16S	10-036675-016
16	10-040450-016	10-040450-16S	10-036675-016
18	10-040450-018	10-040450-18S	10-036675-018
20	10-040450-020	10-040450-20S	10-036675-020
22	10-040450-022	10-040450-22S	10-036675-022
24	10-040450-024	10-040450-24S	10-036675-024
28	10-040450-028	10-040450-28S	10-036675-028
32	10-040450-032	10-040450-32S	10-036675-032
36	10-040450-036	10-040450-36S	10-036675-036
40	10-040450-040	10-040450-40S	10-036675-040

Metal Dust Caps With Sash Chain & Dummy Receptacles

Metal dust caps are used to protect the contacts when the connectors are left unmated. Dust caps come with metal chain lanyards.

Dummy receptacles are for front or rear panel mounting. The center of the dummy receptacle is closed. Dummy receptacles mount on the same centers and have the same outside dimensions as a 97-3102A receptacle. A version with a clearance hole through the middle of the connector is also available. Call for ordering information.

SHELL SIZE	DUST CAPS		
	PLUG CAP	RECEPTACLE	DUMMY RECEPTACLES
8S	MS25042-8DA*	MS25043-8DA*	MS3105-8*
10S/10SL	MS25042-10DA*	MS25043-10DA*	MS3105-10*
12/12S	MS25042-12DA*	MS25043-12DA*	MS3105-12*
14/14S	MS25042-14DA*	MS25043-14DA*	MS3105-14*
16S	MS25042-16DA*	MS25043-16DA*	MS3105-16*
16	MS25042-17DA*	MS25043-17DA*	MS3105-17*
18	MS25042-18DA*	MS25043-18DA*	MS3105-18*
20	MS25042-20DA*	MS25043-20DA*	MS3105-20*
22	MS25042-22DA*	MS25043-22DA*	MS3105-22*
24	MS25042-24DA*	MS25043-24DA*	MS3105-24*
28	MS25042-28DA*	MS25043-28DA*	MS3105-28*
32	MS25042-32DA*	MS25043-32DA*	MS3105-32*
36	MS25042-36DA*	MS25043-36DA*	MS3105-36*
40	MS25042-40DA*	MS25043-40DA*	MS3105-40*

*Call for other platings.