

AKZ-Series TS 15

AKZ-Series TS 15

Mini Modular Terminals

Feed-through terminal / Disconnect-test terminal TS 15 / PA	E.2
Modular PE terminals TS 15 / PA	E.4
Fuse terminals TS 15 / PA	E.6
With push-on connection TS 15 / PA	E.8
With solder connection TS 15 / PA	E.10
With solder connection TS 15 / KrG	E.12
With Termi-Point / Wire-Wrap connection TS 15 / PA	E.13

Mini modular terminals

Feed-through terminal Disconnect-test terminal TS 15 / PA

In hazardous area applications, the installation instructions and the rated data specifications for accessories given in the technical appendix must be followed.

Width/Length/height with TS35x7.5	mm
max. current / max. cond. cross-section	A/mm ²
Max. clamping range	mm ²

Technical data

Rated data	
Rated voltage	V
Rated current	A
Rated cross-section	mm ²
Rated impulse voltage / Pollution severity	kV/-
Gauge to IEC 60947-1 / UL94 Flammability class	
Approvals	
Clamped conductors (H05V/H07V)	
solid / stranded	mm ²
flexible / Stranded wire with end ferrules	mm ²
Tightening torque range (clamping screw)	
Stripping length / Blade size	mm/-
2 conductors with same cross-section (H05V/H07V)	
solid / stranded	mm ²
flexible / Stranded wire with end ferrules	mm ²
Note	

Ordering data

Version	
	Dark beige Wemid (PA)
	Blue Wemid (PA)
	beige (PA)
	Blue (PA)
Note	


Accessories

Screwable cross-connection	
	2-pole
	3-pole
	4-pole
	10-pole
End plate / Partition plate	
	beige
	Dark beige Wemid
	Blue Wemid
	Dark beige Wemid
	Blue Wemid
Small partition	
	Small partition
End bracket	
	Dark beige Wemid
Testing / Checking	
	Test plug
	Socket
Marking systems	
	(see assortment in catalogue 7)
	Marking tags
For detailed information on other accessories and applications, refer to the „Accessories“ section	

AKZ 1.5

1.5 mm²

Feed-through terminal



5.1 x 24.8 x 25	
24 / 2.5	
0.21...2.5	

IEC 60947-7-1				Ex e II II 2 G D			
IEC	UL	CSA	EN 60079-7	IEC	UL	CSA	EN 60079-7
250	150	300	176	250	300	300	176
17.5	15	10	10	24	10	10	15
1.5	AWG 22...14	AWG 24...16	1.5	2.5	AWG 22...12	AWG 26...10	2.5
				4 / 3			
				A1 / V2			
				SIRA 02ATEX3001 U			
Rated connection							
solid / stranded							
0.5...2.5 / 1.5...1.5							
flexible / Stranded wire with end ferrules							
0.5...1.5 / 0.5...1.5							
Tightening torque range (clamping screw)							
0.4...0.6 Nm (M 2.5)							
Stripping length / Blade size							
7 / 3.0 x 0.5 mm							
2 conductors with same cross-section (H05V/H07V)							
solid / stranded							
0.5...1							
flexible / Stranded wire with end ferrules							
0.5...1 / 0.5...0.75							
Note							


Type	Qty.	Order No.
AKZ 1.5	100	0340460000
AKZ 1.5 BL	100	0340480000
AKZ 1.5 order Nos 0340460000 and 0340480000 made from PA with V2 flammability rating to UL 94		

Type	current	Qty.	Order No.
Q 2 AKZ1.5	24 A	50	0368200000
Q 3 AKZ1.5	24 A	50	0368300000
Q 4 AKZ1.5	24 A	50	0368400000
Q 10 AKZ1.5	24 A	20	0368500000
Width			
AP AKZ1.5	1.5 mm	50	0340560000
AP AKZ1.5 BL	1.5 mm	50	0340580000
Note			
EW 15	10 mm	50	0382860000
PS 2.3 RT	5.4 mm	20	0180400000
STB 8.5/D4/2.3/M2.5 AKZ		50	0215700000
Marking systems			
DEK 5/5			
Note			

AKZ 2.5

2.5 mm²

Feed-through terminal



5.1 x 25.5 x 26.5	
32 / 4	
0.13...4	


IEC 60947-7-1				Ex e II II 2 G D			
IEC	UL	CSA	EN 60079-7	IEC	UL	CSA	EN 60079-7
250	300	300	176	250	300	300	176
24	10	10	15	24	10	10	15
2.5	AWG 22...12	AWG 26...10	2.5	2.5	AWG 22...12	AWG 26...10	2.5
				4 / 3			
				A3 / V2			
				SIRA 02ATEX3001 U			
Rated connection							
solid / stranded							
0.5...4 / 1.5...2.5							
flexible / Stranded wire with end ferrules							
0.5...2.5 / 0.5...2.5							
Tightening torque range (clamping screw)							
0.4...0.6 Nm (M 2.5)							
Stripping length / Blade size							
7 / 3.0 x 0.5 mm							
2 conductors with same cross-section (H05V/H07V)							
solid / stranded							
0.5...1.5							
flexible / Stranded wire with end ferrules							
0.5...1.5 / 0.5...1.5							
Note							

Type	Qty.	Order No.
AKZ 2.5	100	0697160000
AKZ 2.5 BL	100	0697180000
AKZ 2.5 order Nos 0697160000 and 0697180000 made from PA with V2 flammability rating to UL 94		

Type	current	Qty.	Order No.
Q 2 AKZ1.5	24 A	50	0368200000
Q 3 AKZ1.5	24 A	50	0368300000
Q 4 AKZ1.5	24 A	50	0368400000
Q 10 AKZ1.5	24 A	20	0368500000
Width			
AP AKZ2.5	2.5 mm	50	0697360000
AP AKZ2.5 BL	2.5 mm	50	0697380000
TW AKZ2.5	0.5 mm	20	0318560000
TW AKZ2.5 BL	0.5 mm	20	0318580000
Note			
EW 15	10 mm	50	0382860000
PS 2.3 RT	5.4 mm	20	0180400000
STB 8.5/D4/2.3/M2.5 AKZ		50	0215700000
Marking systems			
DEK 5/5			
Note			

AKZ 4

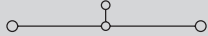
4 mm²



6.1 x 27 x 30.5

41 / 6

0.13...6



IEC 60947-7-1 Ex e II II 2 G D

IEC	UL	CSA	EN 60079-7
400	300	300	275
32	27	10	21
4	AWG 22...12	AWG 24...12	4
6 / 3			
A3 / V2			

SIRA 02ATEX3001 U

Rated connection
0.5...6 / 1.5...4
0.5...4 / 0.5...2.5
0.6...0.8 Nm (M 3)
8 / 0.6 x 3.5 mm
0.5...1.5
0.5...1.5 / 0.5...1.5

Type	Qty.	Order No.
AKZ 4	100	0294360000
AKZ 4 BL	100	0294380000


AKZ 4 order no. 0294360000 and 0294380000 made of PA with flammability class acc. to UL 94V-2

Type	current	Qty.	Order No.
Q 2 AKZ4	32 A	50	0336400000
Q 3 AKZ4	32 A	50	0336500000
Q 4 AKZ4	32 A	50	0336600000
Q 10 AKZ4	32 A	20	0368600000
Width			
AP AKZ4	1.5 mm	20	0294460000
AP AKZ4 BL	1.5 mm	20	0294480000
TW AKZ4	0.5 mm	50	0348260000
TW AKZ4 BL	0.5 mm	50	0348280000
TSCH 4 AKZ4	6 mm	100	0363360000
EW 15	10 mm	50	0382860000
PS 2.3 RT	5.4 mm	20	0180400000
STB 8.5/D4/2.3/M2.5 AKZ		50	0215700000

DEK 5/6

SAKR 15

4 mm²



6.5 x 42 x 31

/ 4

0.13...4

IEC 60947-7-1

IEC	UL	CSA
400	300	300
10	10	10
4	AWG 22...12	AWG 26...12
6 / 3		
A3 / V2		

Rated connection
0.5...4 / 1.5...4
0.5...4 / 0.5...2.5
0.5...1.0 Nm (M 3)
8 / 0.6 x 3.5 mm

Tightening torque via the sockets is 0.5 - 0.7 Nm.

Type	Qty.	Order No.
SAKR 15	100	0412760000
SAKR 15 2STB	100	0412860000

The ZH 0.5 - ZH 1.5 twin ferrules can be used.

Type	Qty.	Order No.
Width		
AP SAKR BE	1.5 mm	20 0211360000
EW 15	10 mm	50 0382860000
PS 2.3 RT	5.4 mm	20 0180400000

DEK 5/6,5

QB 25 blank, refer to „Accessories“ section. Note that max. conductor connection with QB = 2.5 mm².

E

Mini modular terminals

**Modular PE terminals
TS 15 / PA**

In hazardous area applications, the installation instructions and the rated data specifications for accessories given in the technical appendix must be followed.

Width/Length/height with TS35x7.5	mm
max. current / max. cond. cross-section	A/mm ²
Max. clamping range	mm ²

Technical data

Rated data	
Rated cross-section	mm ²
Rated voltage to adjacent terminal	V
Rated impulse withstand voltage to adjacent terminal	kV
Short-time withstand current	
Pollution severity	
Gauge to IEC 60947-1 / UL94 Flammability class	
Approvals	

Clamped conductors (H05V/H07V)	
solid / stranded	mm ²
flexible / Stranded wire with end ferrules	mm ²
Tightening torque range (clamping screw)	
Tightening torque range (fixing screw)	
Stripping length / Blade size	mm/-

Note

Ordering data

Version
green/yellow (PA)

Note

Marking systems (see assortment in catalogue 7)
Marking tags

For detailed information on other accessories and applications, refer to the „Accessories“ section

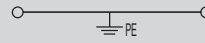
AKE 2.5

2.5 mm²

PE terminal



5.1 x 28 x 28
/ 4
0.13...4



IEC 60947-7-2 Ex e II **Ex** II 2 G D

IEC	UL	CSA	EN 60079-7
2.5	AWG 22...12	AWG 26...12	AWG 26...12
250			
4			
300 A (2.5 mm ²)			
3			
A3 / V2			

Rated connection	
0.5...4 / 1.5...2.5	
0.5...2.5 / 0.5...2.5	
0.4...0.6 Nm (M 2.5)	
0.4...0.6 Nm	
7 / 3.0 x 0.5 mm	

Note

Type	Qty.	Order No.
AKE 2.5	100	1303360000

Note

DEK 5/5


AKE 4 MS

4 mm²

PE terminal



7 x 32 x 30
/ 4
0.5...4



IEC 60947-7-2

IEC	UL	CSA
4		
480 A (4 mm ²)		
3		
A3 / V2		

Rated connection	
0.5...4 / 1.5...4	
0.5...4 / 0.5...4	
0.8...1.6 Nm (M 3.5)	
0.8...1.6 Nm	
9 / 0.6 x 3.5 mm	

Note

Type	Qty.	Order No.
AKE 4 MS	50	0211200000

Note

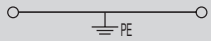
AKE 4

4 mm²

PE terminal



7 x 32 x 34.5
/ 4
0.13...4



IEC 60947-7-2 Ex e II II 2 G D

IEC	UL	CSA	EN 60079-7
4	AWG 22...12	AWG 26...12	AWG 26...12
500			
6			
480 A (4 mm ²)			
3			
A3 / V2			

SIRI 02ATEX3001 U

Rated connection
0.5...4 / 1.5...4
0.5...4 / 0.5...2.5
0.5...1.0 Nm (M 3)
0.5...1.0 Nm
9 / 0.6 x 3.5 mm

Type	Qty.	Order No.
AKE 4	100	0380260000

DEK 5/6,5

E

Mini modular terminals


Fuse terminals
TS 15 / PA

ASK 1/15

4 mm²

In hazardous area applications, the installation instructions and the rated data specifications for accessories given in the technical appendix must be followed.

Width/Length/height with TS35x7.5	mm
max. current / max. cond. cross-section	A/mm ²
Max. clamping range	mm ²



8 x 58 x 34

6.3 / 4

0.13...4



Technical data

Rated data	
Rated voltage	V
Rated current	A
Rated cross-section	mm ²
Rated impulse voltage / Pollution severity	kV/-
Gauge to IEC 60947-1 / UL94 Flammability class	
Approvals	

Clamped conductors (H05V/H07V)	
solid / stranded	mm ²
flexible / Stranded wire with end ferrules	mm ²
Tightening torque range (clamping screw)	
Stripping length / Blade size	mm/-
2 conductors with same cross-section (H05V/H07V)	
solid / stranded	-
flexible / Stranded wire with end ferrules	-

Note

Ordering data

Version	Without LED
Note	

Accessories

Screwable cross-connection	
2-pole	
3-pole	
4-pole	

IEC	UL	CSA
500	300	300
6.3	10	6.3
4	AWG 22...12	AWG 26...12
	6 / 3	
	A3 / V2	



Rated connection	
0.5...4 / 1.5...4	
0.5...4 / 0.5...4	
0.5...1.0 Nm (M 3)	
9 / 0.6 x 3.5 mm	

Note: max. conductor size = 2.5 mm² when using the cross-connection. Twin wire-end ferrules ZH 0.5 - ZH 1.5 can be used.

Type	Qty.	Order No.
ASK 1/15	100	0376860000

Type	current	Qty.	Order No.
QB 2 WI RA8 IS	27 A	50	0461100000
QB 3 WI RA8 IS	27 A	50	0461200000
QB 4 WI RA8 IS	27 A	50	0461300000

Marking systems (see assortment in catalogue 7)
Marking tags

For detailed information on other accessories and applications, refer to the „Accessories“ section

DEK 5/6,5

Contact Sleeve order no. 0553900000;
AP ASK 1 order no. 0380360000.

Mini modular terminals

with push-on connection TS 15 / PA

In hazardous area applications, the installation instructions and the rated data specifications for accessories given in the technical appendix must be followed.

Width/Length/height with TS35x7.5	mm
max. current / max. cond. cross-section	A/mm ²
Max. clamping range	mm ²

Technical data

Rated data	
Rated voltage	V
Rated current	A
Rated cross-section	mm ²
Rated impulse voltage / Pollution severity	kV/-
Gauge to IEC 60947-1 / UL94 Flammability class	
Approvals	
Clamped conductors (H05V/H07V)	
solid / stranded	mm ²
flexible / Stranded wire with end ferrules	mm ²
Tightening torque range (clamping screw)	
Stripping length / Blade size	mm/-
2 conductors with same cross-section (H05V/H07V)	
solid / stranded	-
flexible / Stranded wire with end ferrules	-
Note	

Ordering data

Version	
	Slotted
	Not slit
Note	

Accessories


Screwable cross-connection	
	2-pole
	3-pole
	4-pole
	10-pole
End plate / Partition plate	
	Dark beige Wemid
	Dark beige Wemid
Testing / Checking	
	Test plug
	Socket
Insulating sleeve	
	2,8
	6,3

Marking systems (see assortment in catalogue 7)
Marking tags

For detailed information on other accessories and applications, refer to the „Accessories“ section

AKZ 4 SS SE 6.3/2.8

2.5 mm²



6 x 28.45 x 30.5	6.3	2.8
16 /		

IEC 60947-7-1 / IEC 61210		
IEC	UL	CSA
400	150	300
8	10	10
2.5	AWG 22...12	AWG 24...12
	6 / 3	
	/ V2	
Rated connection		
...4		
Note		
Rated voltage is 400 V when insulation sleeves are used I max 20 A valid when used with 2 x F 6.3 or 4 x F 2.8.		


Type	Qty.	Order No.
AKZ 4 SS SE 6.3/2.8	100	0324560000

Type	current	Qty.	Order No.
Q 2 AKZ4SS	20 A	50	0369000000
Q 3 AKZ4SS	20 A	50	0369100000
Q 4 AKZ4SS	20 A	50	0369200000
Q 10 AKZ4SS	20 A	20	0369300000
Width			
AP AKZ4	1.5 mm	20	0294460000
TW AKZ4	0.5 mm	50	0348260000
Testing / Checking			
PS 2.3 RT	5.4 mm	20	0180400000
STB 8.5/D4/2.3/M2.5 AKZ		50	0215700000
Insulating sleeve			
IH 2.8 DB		100	0386060000
IH 6.3 WEM GE		100	0386260000

DEK 5/6

AKZ 4 SS WA 2*2.8

1 mm²



6 x 28.45 x 30.5	2.8	2.8
8 / 1		
0.2...1		

IEC 60947-7-1 / IEC 61210		
IEC	UL	CSA
400	150	300
8	10	10
1	AWG 22...12	AWG 24...12
	6 / 3	
	/ V2	
Rated connection		
Note		


Type	Qty.	Order No.
AKZ 4 SS WA 2X2.8	100	0362460000

Type	current	Qty.	Order No.
Q 2 AKZ4SS	20 A	50	0369000000
Q 3 AKZ4SS	20 A	50	0369100000
Q 4 AKZ4SS	20 A	50	0369200000
Q 10 AKZ4SS	20 A	20	0369300000
Width			
AP AKZ4	1.5 mm	20	0294460000
TW AKZ4	0.5 mm	50	0348260000
Testing / Checking			
PS 2.3 RT	5.4 mm	20	0180400000
STB 8.5/D4/2.3/M2.5 AKZ		50	0215700000
Insulating sleeve			
IH 2.8 DB		100	0386060000

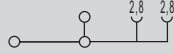
DEK 5/6

AKZ 4 S WA 2*2.8

4 mm²



6 x 27 x 30
8 /
 ...



IEC 60947-7-1 / IEC 61210

IEC	UL	CSA
400	150	300
8	20	10
4	AWG 22...12	AWG 24...12
	6 / 3	
	A3 / V2	




Rated connection

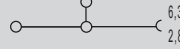
0.5...4 / 1.5...4
 0.5...4 / 0.5...1
 0.6...0.8 Nm (M 3)
 8 / 0.6 x 3.5 mm

AKZ 4 SF SE 6.3/2.8

4 mm²



6 x 27 x 30
8 / 4
0.2...4



IEC 60947-7-1 / IEC 61210

IEC	UL	CSA
400		300
8		10
4		AWG 24...12
	6 / 3	
	A3 / V2	



Rated connection

0.5...4 / 1.5...4
 0.5...4 / 0.5...2.5
 0.6...0.8 Nm (M 3)
 8 / 0.6 x 3.5 mm

Type	Qty.	Order No.
AKZ 4 S WA 2X2.8	100	0324460000

Type	Qty.	Order No.
AKZ 4 SF SE 6.3/2.8	100	0158760000

Type	current	Qty.	Order No.
Q 2 AKZ4	32 A	50	0336400000
Q 3 AKZ4	32 A	50	0336500000
Q 4 AKZ4	32 A	50	0336600000
Q 10 AKZ4	32 A	20	0368600000
Width			
AP AKZ4	1.5 mm	20	0294460000
TW AKZ4	0.5 mm	50	0348260000
PS 2.3 RT			
PS 2.3 RT	5.4 mm	20	0180400000
STB 8.5/D4/2.3/M2.5 AKZ			
STB 8.5/D4/2.3/M2.5 AKZ		50	0215700000
IH 2.8 DB			
IH 2.8 DB		100	0386060000

Type	current	Qty.	Order No.
Q 2 AKZ4	32 A	50	0336400000
Q 3 AKZ4	32 A	50	0336500000
Q 4 AKZ4	32 A	50	0336600000
Q 10 AKZ4	32 A	20	0368600000
Width			
AP AKZ4	1.5 mm	20	0294460000
TW AKZ4	0.5 mm	50	0348260000
PS 2.3 RT			
PS 2.3 RT	5.4 mm	20	0180400000
STB 8.5/D4/2.3/M2.5 AKZ			
STB 8.5/D4/2.3/M2.5 AKZ		50	0215700000
IH 2.8 DB			
IH 2.8 DB		100	0386060000
IH 6.3 WEM GE			
IH 6.3 WEM GE		100	0386260000

DEK 5/6

DEK 5/6

E

Mini modular terminals

with solder connection TS 15 / PA

In hazardous area applications, the installation instructions and the rated data specifications for accessories given in the technical appendix must be followed.

Width/Length/height with TS35x7.5	mm
max. current / max. cond. cross-section	A/mm ²
Max. clamping range	mm ²


Technical data

Rated data	
Rated voltage	V
Rated current	A
Rated cross-section	mm ²
Rated impulse voltage / Pollution severity	kV/-
Gauge to IEC 60947-1 / UL94 Flammability class	
Approvals	
Clamped conductors (H05V/H07V)	
solid / stranded	mm ²
flexible / Stranded wire with end ferrules	mm ²
Tightening torque range (clamping screw)	
Stripping length / Blade size	mm/-
Note	

Ordering data

Version	beige
Note	


Accessories


Screwable cross-connection	
	2-pole
	3-pole
	4-pole
	10-pole
Switchable link	
	Switchable link
	Connecting sleeve
	Mounting screw
Testing / Checking	
	Test plug
	Socket
End plate / Partition plate	
	Dark beige Wemid
	Dark beige Wemid
Small partition	
	Small partition
Cover / warning label	
	Cover / warning label
	Mounting screw (plastic)


Marking systems	(see assortment in catalogue 7) Marking tags
For detailed information on other accessories and applications, refer to the „Accessories“ section	

AKZ 1.5L VS

1.5 mm²



5 x 34.4 x 25.5	
16 / 2.5	
0.2...2.5	

IEC 60947-7-1 / IEC 60068-2-20		
IEC	UL	CSA
250		150
16		10
1.5		AWG 24...16
	4 / 3	
	A1 / V2	
		
Rated connection		
0.5...2.5 / 0.5...1.5		
0.5...1.5 / 0.5...1.5		
0.4...0.6 Nm (M 2.5)		
7 / 3.0 x 0.5 mm		


Type	Qty.	Order No.
AKZ 1.5L VS	100	0340160000


Type	current	Qty.	Order No.
Q 2 AKZ1.5	24 A	50	0368200000
Q 3 AKZ1.5	24 A	50	0368300000
Q 4 AKZ1.5	24 A	50	0368400000
Q 10 AKZ1.5	24 A	20	0368500000
Width			
PS 2.3 RT	5.4 mm	20	0180400000
STB 8.5/D4/2.3/M2.5 AKZ		50	0215700000
AP AKZ1.5W	1.5 mm	20	0329660000
TW AKZ4 HP/DBR/0.5	0.5 mm	50	0166800000


DEK 5/5

AKZ 4 L

4 mm²



6 x 35.6 x 30	
17.5 / 4	
0.2...4	

IEC 60947-7-1 / IEC 60068-2-20		
IEC	UL	CSA
250	300	300
17.5	20	10
4	AWG 22...12	AWG 24...12
	4 / 3	
	A3 / V2	
		
Rated connection		
0.5...4 / 1.5...4		
0.5...4 / 0.5...2.5		
0.6...0.8 Nm (M 3)		
8 / 0.6 x 3.5 mm		


Type	Qty.	Order No.
AKZ 4L SL VS	100	0334860000

Type	current	Qty.	Order No.
Q 2 AKZ4	32 A	50	0336400000
Q 3 AKZ4	32 A	50	0336500000
Q 4 AKZ4	32 A	50	0336600000
Q 10 AKZ4	32 A	20	0368600000
Width			
VL 2 AKZ4/DK4		50	0446700000
VH 10/4/2.8 AKZ4		50	0446600000
BFSC M2.5X14 SAKD2.5N		100	0266800000
PS 2.3 RT	5.4 mm	20	0180400000
STB 8.5/D4/2.3/M2.5 AKZ		50	0215700000
AP AKZ4	1.5 mm	20	0294460000
TW AKZ4	0.5 mm	50	0348260000
TSCH 4 AKZ4	6 mm	100	0363360000
AD 4 AKZ4		50	0303400000
BFSC M2.5X18 PA/RT		100	0303300000

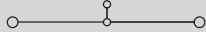
DEK 5/6

AKZ 4 LL VS

1.5 mm²



6 x 45.5 x 30
17.5 / 1.5
0.2...1.5



IEC 60947-7-1 / IEC 60068-2-20

IEC	UL	CSA
250	300	300
17.5	20	10
1.5	AWG 22...12	AWG 24...12
	4 / 3	
	/ V2	



Rated connection

0.5...1.5 / 0.5...1.5
 0.5...1.5 / 0.5...1.5


Type	Qty.	Order No.
AKZ 4 LL VS	100	0346460000

Type	current	Qty.	Order No.
Q 2 AKZ4	32 A	50	0336400000
Q 3 AKZ4	32 A	50	0336500000
Q 4 AKZ4	32 A	50	0336600000
Q 10 AKZ4	32 A	20	0368600000
Width			
VL 2 AKZ4/DK4	32 A	50	0446700000
VH 10/4/2.8 AKZ4		50	0446600000
BFSC M2.5X14 SAKD2.5N		100	0266800000
Width			
PS 2,3 RT	5.4 mm	20	0180400000
STB 8.5/D4/2.3/M2.5 AKZ		50	0215700000
AP AKZ4	1.5 mm	20	0294460000
TW AKZ4	0.5 mm	50	0348260000
TSCH 4 AKZ4	6 mm	100	0363360000
AD 4 AKZ4		50	0303400000
BFSC M2.5X18 PA/RT		100	0303300000


DEK 5/6

ADK 1

4 mm²



6 x 22 x 36.5
16 / 4
0.13...4



IEC	UL	CSA
400	300	300
16	10	15
4	AWG 26...12	AWG 26...12
	6 / 3	
	A3 / V2	



Rated connection

0.5...4 / 1.5...2.5
 0.5...4 / 0.5...2.5
 0.5...0.8 Nm (M 3)
 9 / 0.6 x 3.5 mm

Type	Qty.	Order No.
ADK 1/1.5	100	0303860000

Type	Qty.	Order No.
Width		
PS 2,3 RT	5.4 mm	20
AP ADK1		50
TW ADK1 HP/DBR/0.5	0.5 mm	50

DEK 5/6

E

Mini modular terminals

with solder connection TS 15 / KrG

In hazardous area applications, the installation instructions and the rated data specifications for accessories given in the technical appendix must be followed.

Width/Length/height with TS35x7.5	mm
max. current / max. cond. cross-section	A/mm ²
Max. clamping range	mm ²


Technical data

Rated data	
Rated voltage	V
Rated current	A
Rated cross-section	mm ²
Rated impulse voltage / Pollution severity	kV/-
Gauge to IEC 60947-1 / UL94 Flammability class	
Approvals	
Clamped conductors (H05V/H07V)	
solid / stranded	mm ²
flexible / Stranded wire with end ferrules	mm ²
Tightening torque range (clamping screw)	
Stripping length / Blade size	mm/-
Note	

Ordering data


Version	
	Medium yellow
	Blue
Note	

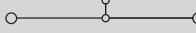
Accessories

Screwable cross-connection	
	2-pole
	3-pole
	4-pole
	10-pole
Switchable link	
	Switchable link
	Connecting sleeve
	Mounting screw
Testing / Checking	
	Test plug
	Socket
End plate / Partition plate	
	Medium yellow
	Blue
	Dark beige Wemid
	Dark beige Wemid
Small partition	
	Small partition
Cover / warning label	
	Cover / warning label
	Mounting screw (plastic)
Marking systems	
	(see assortment in catalogue 7)
	Marking tags
For detailed information on other accessories and applications, refer to the „Accessories“ section	

AKZ 4 L KRG

4 mm²



6 x 35.5 x 30	
16 / 4	
0.2...4	

IEC 60947-7-1 / IEC 60068-2-20		
IEC	UL	CSA
250	300	300
16	20	10
4	AWG 22...12	AWG 24...12
	4 / 3	
	A3 / 5VA	
Rated connection		
0.5...4 / 1.5...4		
0.5...4 / 0.5...2.5		
0.6...0.8 Nm (M 3)		
8 / 0.6 x 3.5 mm		


Type	Qty.	Order No.
AKZ 4L SL VS KRG	100	0334820000


Type	current	Qty.	Order No.
Q 2 AKZ4	32 A	50	0336400000
Q 3 AKZ4	32 A	50	0336500000
Q 4 AKZ4	32 A	50	0336600000
Q 10 AKZ4	32 A	20	0368600000
Width			
VL 2 AKZ4/DK4		50	0446700000
VH 10/4/2.8 AKZ4		50	0446600000
BFSC M2.5X14 SAKD2.5N		100	0266800000
PS 2.3 RT	5.4 mm	20	0180400000
STB 8.5/D4/2.3/M2.5 AKZ		50	0215700000
Width			
AP AKZ4	1.5 mm	20	0294460000
TW AKZ4	0.5 mm	50	0348260000
TSCH 4 AKZ4	6 mm	100	0363360000
AD 4 AKZ4		50	0303400000
BFSC M2.5X18 PA/RT		100	0303300000

DEK 5/6

AKA 2.5

2.5 mm²



6 x 20 x 31	
20 / 2.5	
0.13...2.5	

IEC 60947-7-1 / IEC 60068-2-20		
IEC	UL	CSA
400	300	300
20	20	10
2.5	AWG 20...12	AWG 24...12
	6 / 3	
	A3 / V-0	
Rated connection		
0.5...2.5 / 1.5...2.5		
0.5...2.5 / 0.5...1.5		
0.4...0.45 Nm (M 2.5)		
9 / 0.6 x 3.5 mm		

Type	Qty.	Order No.
AKA 2.5	100	0300720000
AKA 2.5 BL	100	0300770000

Type	Qty.	Order No.
Width		
AP AKA2.5	100	0162520000
AP AKA2.5 KRG/BL	50	0162570000

DEK 5/6

with Termi-Point / Wire-Wrap connection
TS 15 / PA

AKZ 4 T

4 mm²

AKZ 2.5K


2.5 mm²

In hazardous area applications, the installation instructions and the rated data specifications for accessories given in the technical appendix must be followed.

Width/Length/height with TS35x7.5	mm
max. current / max. cond. cross-section	A/mm ²
Max. clamping range	mm ²



6 x 27 x	
10 / 4	
0.2...4	



5 x 29 x 46	
8 / 5.26	
0.13...5.26	

Technical data

Rated data	
Rated voltage	V
Rated current	A
Rated cross-section	mm ²
Rated impulse voltage / Pollution severity	kV/-
Gauge to IEC 60947-1 / UL94 Flammability class	
Approvals	
Clamped conductors (H05V/H07V)	
solid / stranded	mm ²
flexible / Stranded wire with end ferrules	mm ²
Tightening torque range (clamping screw)	
Stripping length / Blade size	mm/-
Note	

IEC 60947-7-1

IEC	UL	CSA
250	300	300
10	10	10
4	AWG 26...14	AWG 24...12
	4 / 3	
	A3 / V2	

Rated connection	
0.5...4 / 1.5...4	
0.5...4 / 0.5...2.5	
0.6...0.8 Nm (M 3)	
8 / 0.6 x 3.5 mm	

IEC	UL	CSA
250	300	300
8	10	10
2.5	AWG 22...12	AWG 26...10
	4 / 3	
	A2 / V2	

Rated connection	
0.5...2.5 / 1.5...2.5	
0.5...2.5 / 0.5...2.5	
0.4...0.6 Nm (M 2.5)	
7 / 3.0 x 0.5 mm	

Ordering data

Version	
	right
	Vertical right
Note	

Type	Qty.	Order No.
AKZ 4 SW 1X1	100	0445860000

Type	Qty.	Order No.
AKZ 2.5 K SW U/V 1X1	100	0108960000

Accessories

Screwable cross-connection	
	2-pole
	3-pole
	4-pole
	10-pole
End plate / Partition plate	
	Dark beige Wemid
	Dark beige Wemid
Small partition	
	Small partition
Testing / Checking	
	Test plug
	Socket

Type	current	Qty.	Order No.
Q 2 AKZ4	32 A	50	0336400000
Q 3 AKZ4	32 A	50	0336500000
Q 4 AKZ4	32 A	50	0336600000
Q 10 AKZ4	32 A	20	0368600000
Width			
AP AKZ4	1.5 mm	20	0294460000
TW AKZ4	0.5 mm	50	0348260000
TSCH 4 AKZ4			
	6 mm	100	0363360000
PS 2.3 RT			
	5.4 mm	20	0180400000
STB 8.5/D4/2.3/M2.5 AKZ			
		50	0215700000

Type	Qty.	Order No.	
AP AKZ2.5K	3 mm	50	0697260000
TW AKZ2.5	0.5 mm	20	0318560000
Width			
PS 2.3 RT	5.4 mm	20	0180400000
STB 8.5/D4/2.3/M2.5 AKZ		50	0215700000

Marking systems (see assortment in catalogue 7)
Marking tags

For detailed information on other accessories and applications, refer to the „Accessories“ section

DEK 5/6

DEK 5/5
