

SERIES 25L

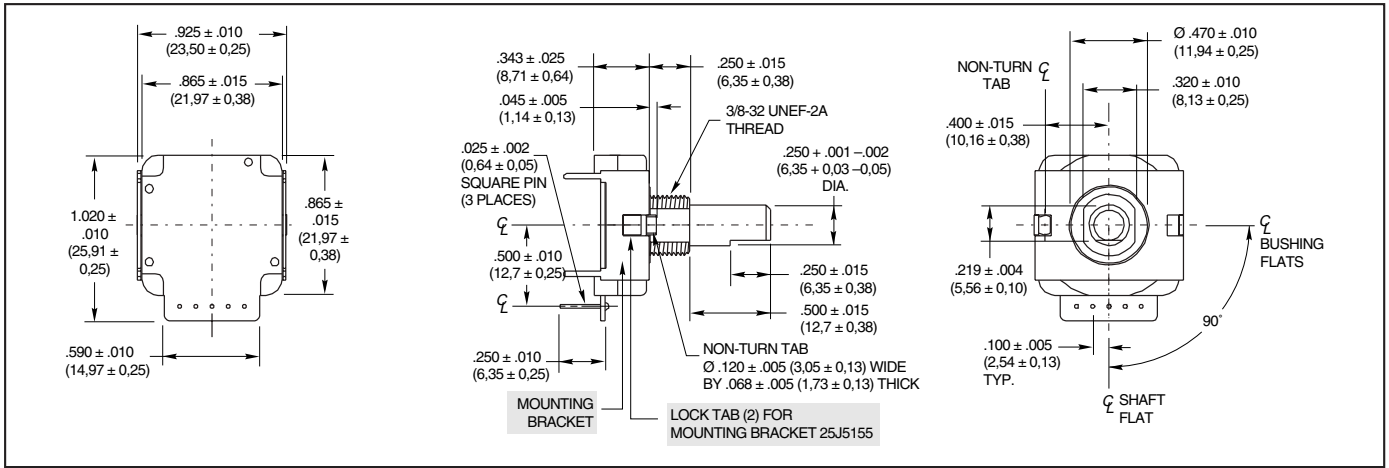
Hex, Gray and Quadrature Code

FEATURES

- Price Competitive to Similar Designs
- Quality Construction and Contact Materials
- Multiple Code and Indexing Choices
- 100,000 Life Cycles
- Less than 1.0" Square
- Manufactured to ISO 9001 Standards



DIMENSIONS In inches (and millimeters)



TRUTH TABLES

Clockwise Rotation					
4-Bit Gray Code-16 Position					
Switch Position	Code Position	Output			
		1	2	4	8
1	0				
2	1	•			
3	2	•	•		
4	3		•		
5	4			•	
6	5	•	•	•	
7	6	•		•	
8	7		•	•	
9	8			•	•
10	9	•		•	•
11	10	•	•	•	•
12	11		•	•	•
13	12		•		•
14	13	•	•		•
15	14	•			•
16	15				•

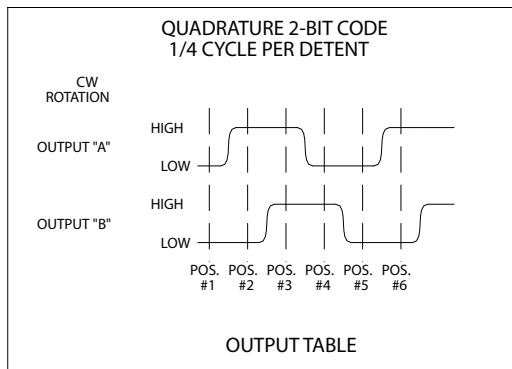
• Indicates closed circuit; blank indicates open circuit.

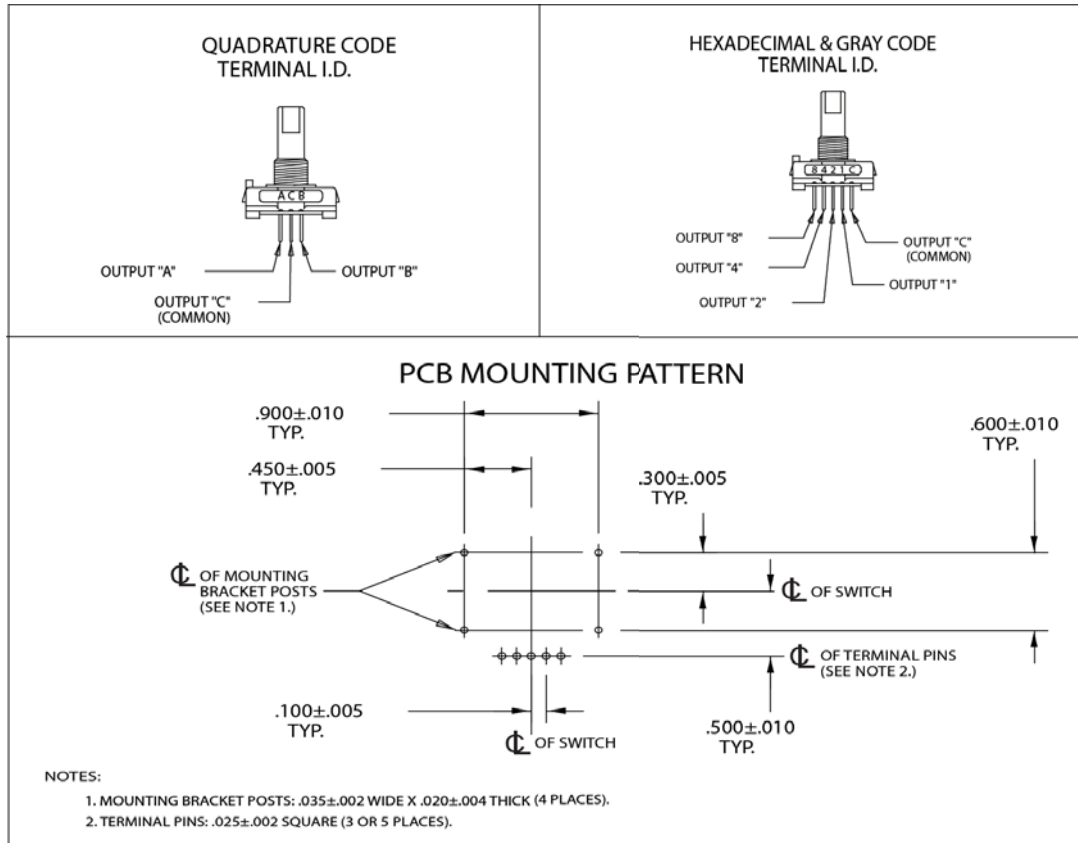
Clockwise Rotation					
4-Bit Binary Code Hexadecimal-16 Position					
Switch Position	Code Position	Output			
		1	2	4	8
1	0				
2	1	•			
3	2		•		
4	3	•	•		
5	4			•	
6	5	•		•	
7	6		•	•	
8	7	•	•	•	
9	8				•
10	9	•			•
11	10		•		•
12	11	•	•		•
13	12			•	•
14	13	•	•	•	•
15	14		•	•	•
16	15	•	•	•	•

• Indicates closed circuit; blank indicates open circuit.

Clockwise Rotation		
Quadrature 2-Bit Code 1/4 Cycle per Detent		
Switch Position	"A"	Output "B"
1		
2	•	
3	•	•
4		•
5		
6	•	
7	•	•
8		•
9		
10	•	
11	•	•
12		•
13		
14	•	
15	•	•
16		•
17		
18	•	
19	•	•
20		•
21		
22	•	
23	•	•
24		•
25		
26	•	
27	•	•
28		•
29		
30	•	
31	•	•
32		•
33		
34	•	
35	•	•
36		•

• Indicates closed circuit; blank indicates open circuit. Code repeats every 4 positions.





Optical and Mechanical Encoders

SPECIFICATIONS

Electrical Ratings

Switching Loads: 1.5 mA at 115 Vac, resistive; 150 mA at 14 Vdc, resistive
 Current Carrying Capacity: 250 mA maximum at 28 Vdc, resistive load
 Contact Resistance: 75 mΩ, typical
 Insulation Resistance: 1000 mΩ minimum between terminals
 Voltage Breakdown: 1000 Vac minimum between terminals
 Life Expectancy: 100,000 cycles of operation at rated loads. One cycle of operation is a rotation through all of the active positions and a return to the starting position.

Mechanical Ratings

Rotational Torque: 2 to 6 in-oz
 Operating Temperature Range: -40 C° to +85 C°
 Storage Temperature Range: -65 C° to +85 C°
 Continuous Rotation: All standard switches are continuous rotation. Desired stop locations supplied upon request.
 Anti-Rotation Device: Integral non-turn tab, flattened bushing, .375" diameter, .320 double "D" across flats.
 Termination: Standard is PC style, parallel to shaft, facing rear. Options include PC, parallel to shaft, facing front.
 Panel Mounting Torque: 10 in-lbs maximum

Materials and Finishes

Bushing/Housing and Shaft/Rotor: Reinforced thermoplastic
 Detent Ball: Stainless steel, nickel-plated
 Detent Spring: Tinned music wire
 Contacts: Beryllium copper, gold plate over nickel
 Terminals: Copper alloy, #725, 100% tin plate over nickel plate
 Output Board: FR-4, copper/nickel-plated
 Mounting Nut: Brass, tin/zinc-plated hex nut
 Mounting Bracket: Stainless Steel, tin-plated

ORDERING INFORMATION

25LB10-Q-Z

Series: 25L = Economical, single deck encoder
 Housing Color: B = Black housing; R = Red housing
 Angle of Throw: 10 = 10°, 36 positions; 11 = 11.25°, 32 positions;
 15 = 15°, 24 positions; 18 = 18°, 20 positions;
 22 = 22.5°, 16 positions; 30 = 30°, 12 positions;
 45 = 45°, 8 positions

Mounting Bracket: Z = with bracket, Blank = no bracket
 Code Output: H = Hexadecimal available only in 22.5°
 G = Gray available only in 22.5°
 Q = Quadrature (2-bit)

Custom materials, styles, color and markings are available. Custom knobs available.

Available from your local Grayhill Distributor. For prices and discounts, contact a local Sales Office, an authorized local Distributor or Grayhill. For custom codes, termination, rotational torque, angles of throw, call Grayhill for more information.