



Pushbuttons

1

	Page
General information	1 - 2
8 mm series	1 - 3
8 mm series, illuminated pushbutton, 42 V/250 mA	1 - 4
8 mm series, signal lamp	1 - 6
LUMOTAST FK	1 - 9
LUMOTAST FK illuminated pushbutton, 42 V/100 mA	1 - 12
LUMOTAST FK signal lamp	1 - 16
LUMOTAST 25	1 - 19
LUMOTAST 25 illuminated pushbutton	1 - 22
LUMOTAST 25 selector switch	1 - 26
LUMOTAST 25 keylock switch	1 - 28
LUMOTAST 25 emergency stop pushbutton	1 - 30
LUMOTAST 25 signal lamp	1 - 32
LUMOTAST 75 IP40	1 - 35
LUMOTAST 75 illuminated pushbutton IP40	1 - 36
LUMOTAST 75 keylock switch IP40	1 - 42
LUMOTAST 75 IP40 signal lamp with lamp socket T 4.5	1 - 46
LUMOTAST 75 IP40 signal lamp, square collar, flush lens	1 - 48
LUMOTAST 75 IP40 signal lamp, rectangular collar, flush lens	1 - 48
LUMOTAST 75 IP40 signal lamp, square collar, protruding lens	1 - 49
LUMOTAST 75 IP65	1 - 51
LUMOTAST 75 illuminated pushbutton IP65	1 - 52
LUMOTAST 75 signal lamp IP65	1 - 60
Other keylock switches	1 - 65
Keylock switch	1 - 66
Priority keylock switch	1 - 68
Other pushbuttons	1 - 71
Pushbutton opaque, mounting hole diameter 9.1 mm, non-illuminated, 24 V/100 mA	1 - 72
Illuminable pushbutton, mounting hole diameter 9.1 mm, 24 V/0.5 A	1 - 74
Pushbutton, opaque, mounting hole diameter 15.2 mm, 250 V/0.7 A	1 - 76
Pushbutton, opaque, mounting hole diameter 16.2 mm, 250 V/2 A	1 - 78
Pushbutton, opaque, mounting hole diameter 18.2 mm, 250 V/2 A	1 - 80
Illuminable pushbutton, with lamp socket BA9s (MBC/MCC), mounting hole diameter 20.3 mm, 250 V/2 A	1 - 82

General information

1

Concepts

- Momentary pushbuttons** are switching elements which are used for making or breaking contact while they are being pressed.
- Latching pushbutton** are used for making or breaking contact until they are returned to their initial position by being pressed again.
- Illuminated pushbuttons** have the same functions as described for (1) and (2) and feature an additional lamp socket for accommodating a filament, neon lamp or LED.
- Pushbuttons** with degree of protection IP 65 are provided with a special sealing, which guarantees reliable and long-lasting protection.
- Legending** can be effected using legend inserts, by engraving or hot stamping. Grooved transparent lenses are not suitable for legending.

CE-Conformity

The products of the Chapter "Pushbuttons" can – relating to the CE-conformity according to the Low-Voltage Directive 73/23/EWG – be divided into the following groups:

Emergency-stop components with an operating voltage < 50 V

F. ex. LUMOTAST 25 emergency-stop. For this pushbutton the Machine Directive 89/392/EWG applies.

All products with an operating voltage > 50 V

For these elements the Low-Voltage Directive 72/23/EWG applies.

All products with an operating voltage < 50 V

For these products no directive applies.

Single parts, accessories and illumination

For these products no directive applies.

EMC-Law


The components of this catalogue are within the meaning of the law concerning the Electromagnetic Conformity (= EMC-Law) "basic components as, f. ex., switches, signal lamps or like" and, therefore, do not fall within the scope of the EMC-Law.

Declarations of Conformity

Declarations of conformity for all concerned products are available and can be delivered upon request. Please always state the exact order reference of the respective product.

Marking

The marking will be corresponding to the Low-Voltage Directive 73/23/EWG resp. the Directive "CE-Marking 93/68/EWG" either on the packing or on the product itself.



General data

Illuminable pushbuttons and signal lamps with lamp socket for a mounting hole diameter of 8.1 mm; 42 V, 250 mA max. Please order lamps/LED separately.

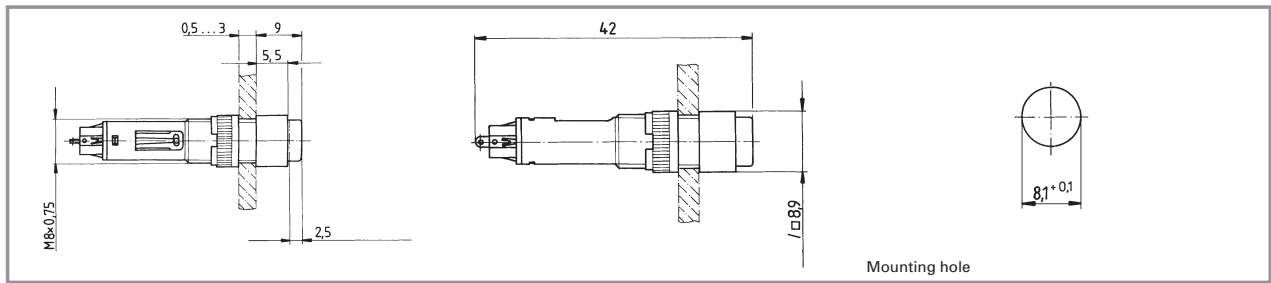
Content

8 mm series, illuminated pushbutton, 42 V/250 mA	1 - 4
8 mm series, illuminated pushbutton, round collar, 42 V/250 mA	1 - 5
8 mm series, illuminated pushbutton, square collar, 42 V/250 mA	1 - 5
8 mm series, signal lamp	1 - 6
8 mm series, signal lamp, round collar	1 - 7
8 mm series, signal lamp, square collar	1 - 7

1

8 mm

8 mm series, illuminated pushbutton, 42 V/250 mA



Technical data

General information

Form of lens protruding lens
Colour of lens see order block
Form of collar see order block

Dimensions

Length of collar see order block
Diameter of collar see order block
Width of collar see order block
Overall height 9 mm
Mounting depth 31 mm
Mounting hole 8.1 mm

Mechanical design

Mounting ring nut
Terminals solder terminals
Contact system 2 plate springs
Contact function see order block
Contact arrangement 1 NO
Contact materials Au
Illuminability yes
Lamp socket Bi-Pin T 1

Mechanical characteristics

Operating force max. 2.6 N
Operating travel 2.7 mm
Switching travel NO 1 mm
Robustness 100 N

Electrical characteristics

Rated voltage AC/DC max. 42 V

Rated voltage AC/DC min. 0.02 V
Rated current AC/DC max. 250 mA
Rated current AC/DC min. 0.01 mA
Contact resistance max. 100 mΩ
Bouncing time max. 10 ms

Other specifications

Operating life (operations) 1000000 (momentary), 100000 (latching)
Degree of protection from front side IP40
Ambient temp. operating min. -25 °C
Ambient temp. operating max. without lamp /LED +70 °C
Ambient temp. operating max. with lamp /LED +55 °C
Storage temperature min. -40 °C
Storage temperature max. +80 °C
Resistance to constant environment according to IEC 600 68-2-3 and 2-30
Resistance at variable environment according to IEC 60068-2-14 and 2-33
Weight 2 g
Soldering time max. 3 sec.
Soldering temperature max. 350 °C

Typical accessories 8 mm series, illuminated pushbutton, 42 V/250 mA

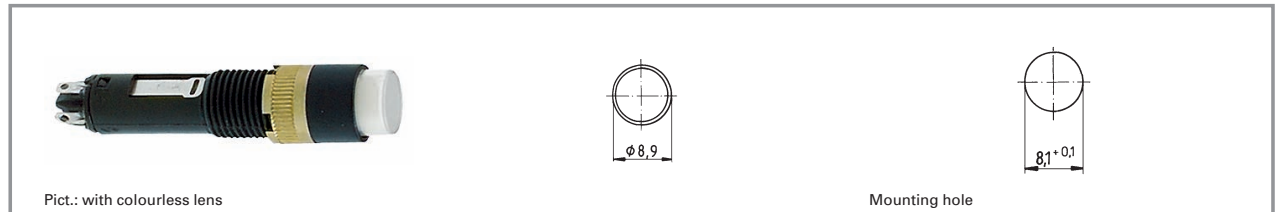
Description	Photo	Order no.	Additional accessories see page
Filament lamp, Bi-Pin T 1 base, 24 - 28 V		1.90.180.473/0000	5 - 5
LED Bi-Pin T 1, red, 3 V		1.90.691.026/0000	5 - 15
LED Bi-Pin T 1, green, 3 V		1.90.691.027/0000	5 - 15
LED Bi-Pin T 1, yellow, 3 V		1.90.691.028/0000	5 - 15

Typical accessories 8 mm series, illuminated pushbutton, 42 V/250 mA

Description	Photo	Order no.	Additional accessories see page
Fixing spanner M 8		5.58.002.027/7705	5 - 21

1

8 mm series, illuminated pushbutton, round collar, 42 V/250 mA



8 mm

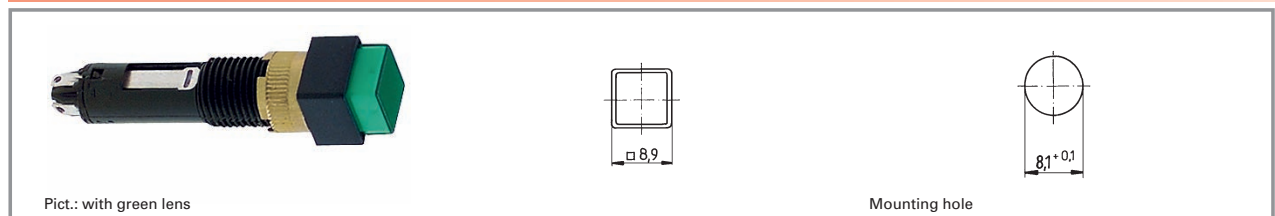
Contact arrangement	Contact function	Lamp socket	Order no. without lens	Note
1 NO	momentary	Bi-Pin T 1	1.15.116.001/0000	Please include the desired lens in your order.
1 NO	latching	Bi-Pin T 1	1.15.116.011/0000	Please include the desired lens in your order.

Technical data see page 1 - 4

Lenses:

- Lens, transparent colourless: **5.05.510.470/1002**
- Lens, transparent red: **5.05.510.470/1303**
- Lens, transparent yellow: **5.05.510.470/1402**
- Lens, transparent green: **5.05.510.470/1502**

8 mm series, illuminated pushbutton, square collar, 42 V/250 mA



Contact arrangement	Contact function	Lamp socket	Order no. without lens	Note
1 NO	momentary	Bi-Pin T 1	1.15.116.021/0000	Please include the desired lens in your order.
1 NO	latching	Bi-Pin T 1	1.15.116.031/0000	Please include the desired lens in your order.

Technical data see page 1 - 4

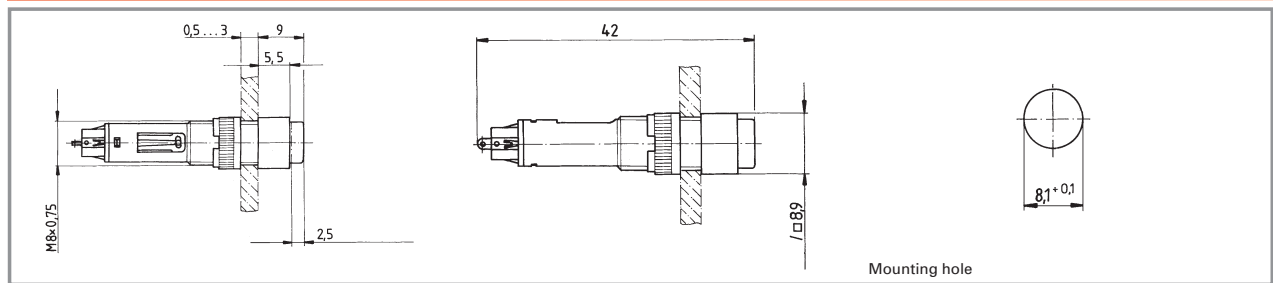
Lenses:

- Lens, transparent colourless: **5.05.510.471/1002**
- Lens, transparent red: **5.05.510.471/1303**
- Lens, transparent yellow: **5.05.510.471/1402**
- Lens, transparent green: **5.05.510.471/1502**

1

8 mm

8 mm series, signal lamp



Technical data

General information

Form of lens protruding lens
 Colour of lens see order block
 Form of collar see order block

Dimensions

Length of collar 8.9 mm
 Width of collar 8.9 mm
 Diameter of collar see order block
 Overall height 9 mm
 Mounting depth 31 mm
 Mounting hole 8.1 mm

Mechanical design

Mounting ring nut
 Terminals solder terminals
 Lamp socket Bi-Pin T 1
 Lamp filament lamp / LED

Electrical characteristics

Voltage limit max. 24 V
 Power limit max. 0.4 W

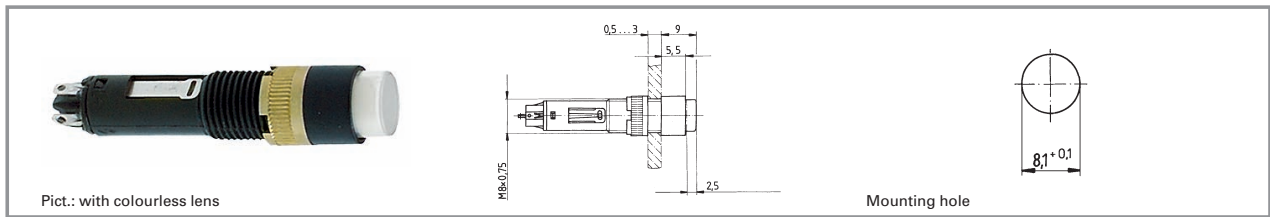
Other specifications

Degree of protection from front side IP40
 Weight 2 g
 Ambient temp. operating min. -25 °C
 Ambient temp. operating max. +55 °C
 Storage temperature min. -40 °C
 Storage temperature max. +80 °C
 Resistance to constant environment according to IEC 600 68-2-3 and 2-30
 Resistance at variable environment according to IEC 60068-2-14 and 2-33
 Soldering time max. 3 sec.
 Soldering temperature max. 350 °C

Typical accessories 8 mm series, signal lamp

Description	Photo	Order no.	Additional accessories see page
Filament lamp, Bi-Pin T 1 base, 24 - 28 V		1.90.180.473/0000	5 - 5
LED Bi-Pin T 1, red, 3 V		1.90.691.026/0000	5 - 15
LED Bi-Pin T 1, green, 3 V		1.90.691.027/0000	5 - 15
LED Bi-Pin T 1, yellow, 3 V		1.90.691.028/0000	5 - 15
Fixing spanner M 8		5.58.002.027/7705	5 - 21

8 mm series, signal lamp, round collar



Voltage limit max.	Power limit max.	Lamp socket	Colour of lens	Order no. without lens	Note
24 V	0.4 W	Bi-Pin T 1		1.65.120.001/0000	Please include the desired lens in your order.

Technical data see page 1 - 6

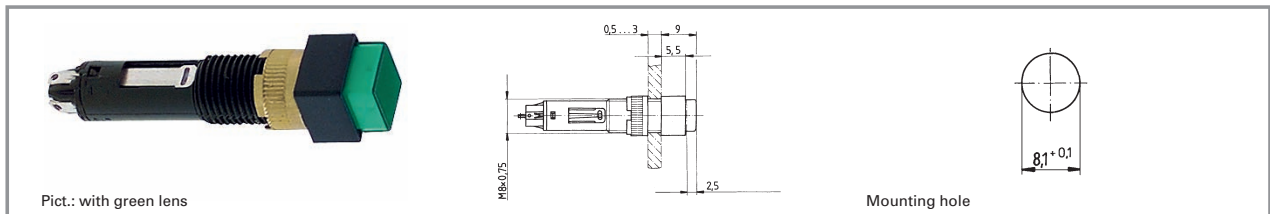
Lenses:

- Lens, transparent colourless: 5.05.510.359/1002
- Lens, transparent red: 5.05.510.359/1303
- Lens, transparent yellow: 5.05.510.359/1402
- Lens, transparent green: 5.05.510.359/1502

1

8 mm

8 mm series, signal lamp, square collar

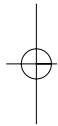
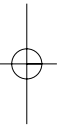


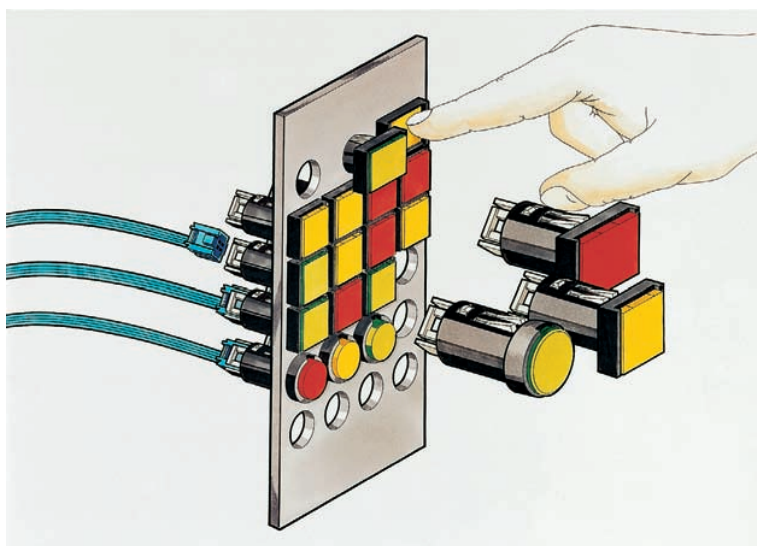
Voltage limit max.	Power limit max.	Lamp socket	Colour of lens	Order no. without lens	Note
24 V	0.4 W	Bi-Pin T 1		1.65.120.011/0000	Please include the desired lens in your order.

Technical data see page 1 - 6

Lenses:

- Lens, transparent colourless: 5.05.510.360/1002
- Lens, transparent red: 5.05.510.360/1303
- Lens, transparent yellow: 5.05.510.360/1402
- Lens, transparent green: 5.05.510.360/1502





1

LUMO
FK

General data

LUMOTAST FK illuminated pushbutton range

- Illuminable pushbuttons and signal lamps with lamp socket T 1/T 1¼. Please order lamps / LED separately.
- Mounting hole diameter 16.2 mm
- 42 V/100 mA max.
- Water-jet proof IP65
- Low profile
- Keyed socket connector and flat ribbon cable in insulation displacement (IDC) technology or PCB plug-in socket
- Time-saving click fixing method: Insert pushbutton into front panel and press pushbutton once to fix it.

Content

LUMOTAST FK illuminated pushbutton, 42 V/100 mA	1 - 12
LUMOTAST FK illuminated pushbutton, square collar, 42 V/100 mA	1 - 13
LUMOTAST FK illuminated pushbutton, round collar, 42 V/100 mA	1 - 14
LUMOTAST FK illuminated pushbutton, rectangular collar, 42 V/100 mA	1 - 14
LUMOTAST FK signal lamp	1 - 16
LUMOTAST FK signal lamp, square collar	1 - 17
LUMOTAST FK signal lamp, round collar	1 - 18
LUMOTAST FK signal lamp, rectangular collar	1 - 18

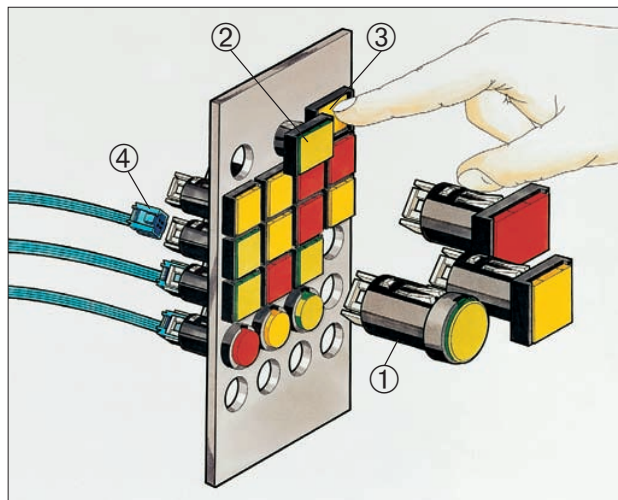
Series LUMOTAST FK

16.2 mm mounting hole diameter

1

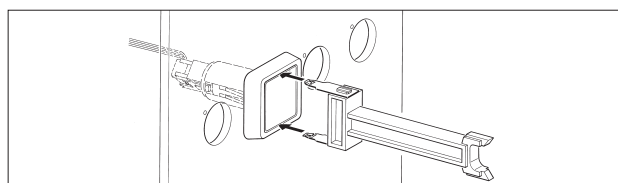
Design

LUMO
FK

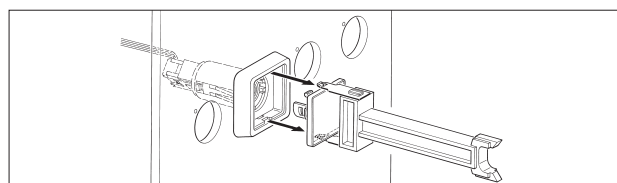


- ① Pushbutton as supplied
- ② Insert pushbutton into panel cut-out
- ③ Press once to fit
- ④ Attach connector with flat-ribbon cable

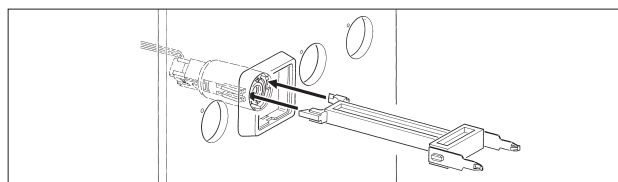
Disassembly



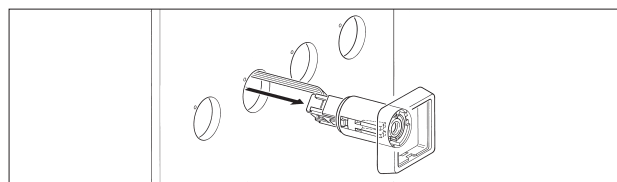
1. Grip body/lens



2. Pull out body/lens



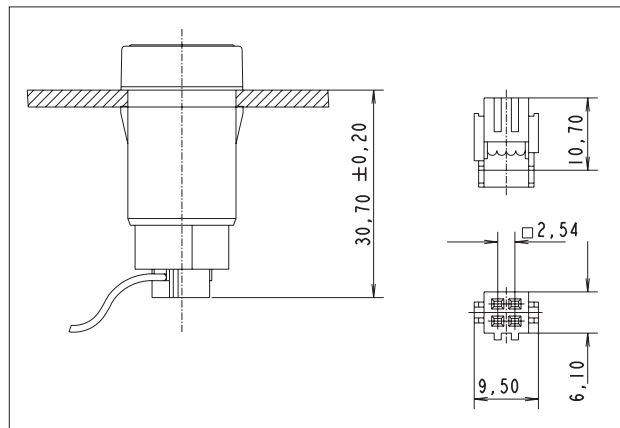
3. Release click lever



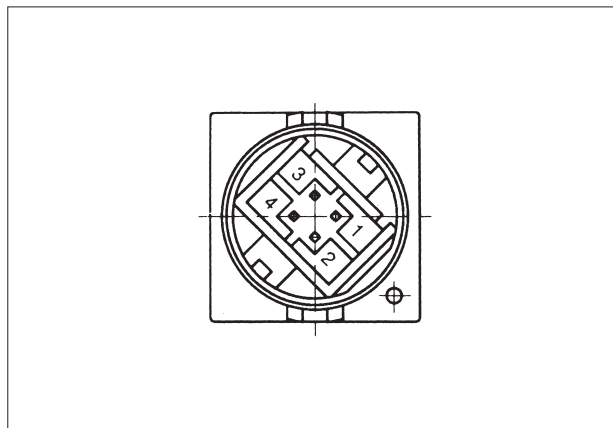
4. Pull out pushbutton/signal lamp with cable

Dimensional drawing

With quick connector and flat-ribbon cable



Connection diagram (PCB top view)

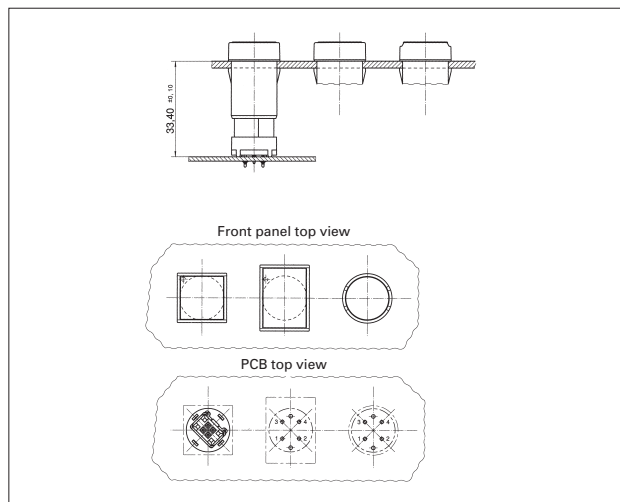


1 + 4 = pushbutton connection, 2 + 3 = lamp connection

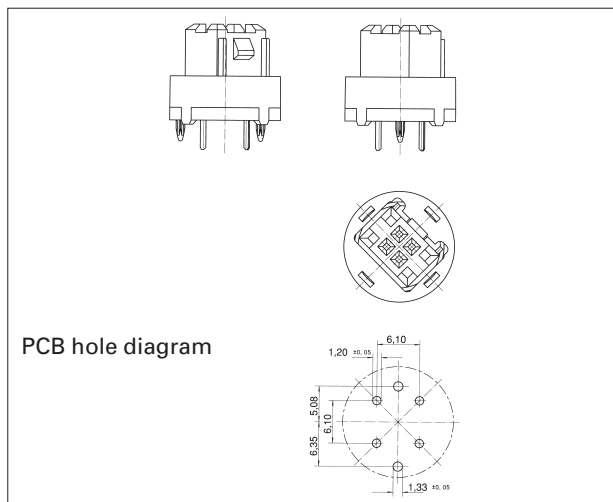
1

LUMO
FK

With plug-in socket

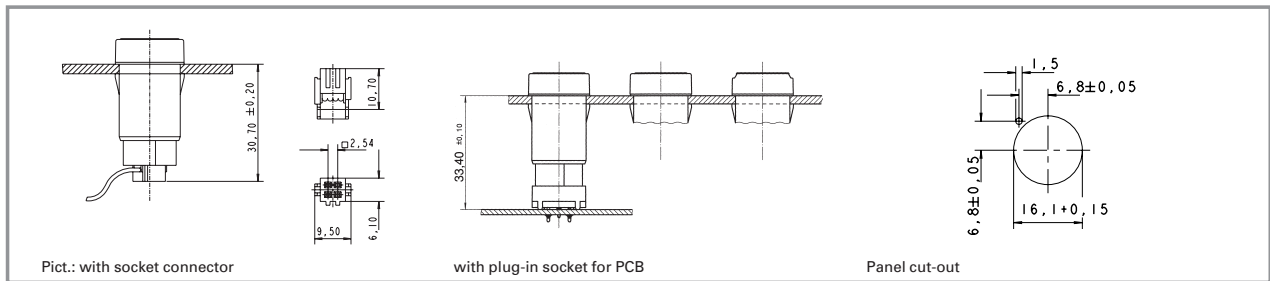


Plug-in socket for PCB



1

LUMOTAST FK illuminated pushbutton, 42 V/100 mA



LUMO
FK

Technical data

General information

Actuator flat lens
Colour of mushroom see order block
Form of collar see order block

Dimensions

Length of collar see order block
Width of collar see order block
Diameter of collar see order block
Overall height 6.6 mm
Mounting depth with connector 30.7 mm
Mounting depth with plug-in socket 33.4 mm
Mounting hole 16.2 mm

Mechanical design

Mounting click quick connection
Terminals pin connector 4-pol./plug-in socket
Contact system snap-action contact
Contact function momentary
Contact arrangement 1 NO
Contact materials Au
Illuminability yes
Lamp socket Bi-Pin T 1/T 1²

Mechanical characteristics

Operating force max. 6 N
Operating travel 3 mm
Switching travel 1.9 mm
Robustness min. 100 N

Electrical characteristics

Rated voltage AC/DC max. 42 V
Rated voltage AC/DC min. 0.02 V
Rated current AC/DC max. 100 mA
Rated current AC/DC min. 0.01 mA
Contact resistance acc. to life max. 300 mΩ
Contact resistance when new max. 100 mΩ
Bouncing time max. 5 ms

Other specifications

Operating life 1000000
Degree of protection from front side IP65
Ambient temp. operating min. -25 °C
Ambient temp. operating without lamp max. +70 °C
Ambient temp. operating with lamp max. +55 °C
Storage temperature min. -40 °C
Storage temperature max. +80 °C
Resistance to constant environment according to IEC 600 68-2-3 and 2-30
Resistance at variable environment according to IEC 60068-2-14 and 2-33
Weight 6 g

Typical accessories LUMOTAST FK illuminated pushbutton, 42 V/100 mA

Description	Photo	Order no.	Additional accessories see page
Filament lamp, Bi-Pin T 1 ¹ / ₄ base, 12 V		1.90.180.474/0000	5 - 5
Filament lamp, Bi-Pin T 1 ¹ / ₄ base, 28 V		1.90.180.475/0000	5 - 5
LED Bi-Pin T 1 superbright, red, 24 V		1.90.690.351/0000	5 - 15
LED Bi-Pin T 1 superbright, green, 24 V		1.90.690.352/0000	5 - 15

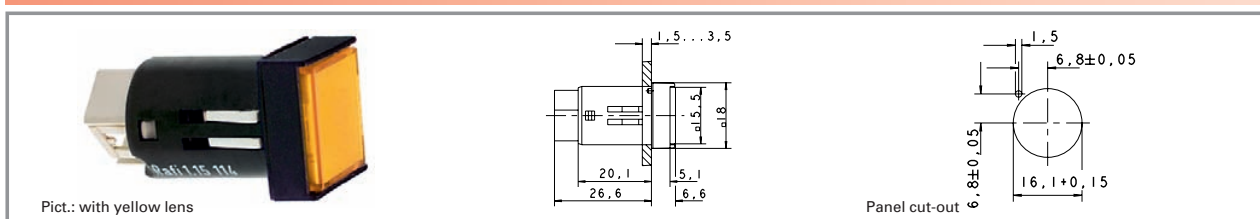
Typical accessories LUMOTAST FK illuminated pushbutton, 42 V/100 mA

Description	Photo	Order no.	Additional accessories see page
LED Bi-Pin T 1 superbright, yellow, 24 V		1.90.690.353/0000	5 - 15
LED Bi-Pin T 1 superbright, blue, 24 V		1.90.690.354/0000	5 - 15
LED Bi-Pin T 1 superbright, white, 24 V		1.90.690.355/0000	5 - 15
LED Bi-Pin T 1, red, 3 V		1.90.691.026/0000	5 - 15
LED Bi-Pin T 1, green, 3 V		1.90.691.027/0000	5 - 15
LED Bi-Pin T 1, yellow, 3 V		1.90.691.028/0000	5 - 15
Plug-in socket for PCB		5.00.645.036/0000	5 - 23
Cable (flat ribbon cable 10 cm with socket connector and male quick connector, AMP 4-pin)		5.03.771.306/0000	5 - 22
Disassembly tool for LUMOTAST FK		5.05.800.041/0000	5 - 22
Flat ribbon cable, 4-wire, 1 m long		5.37.700.124/0000	5 - 23
Socket connector, 4-pin		5.92.025.368/0000	5 - 22

1

LUMO
FK

LUMOTAST FK illuminated pushbutton, square collar, 42 V/100 mA



Contact function	Contact arrangement	Order no. without lens	Note
momentary	1 NO	1.15.114.906/0000	Please include the desired lens in your order.

Technical data see page 1 - 12

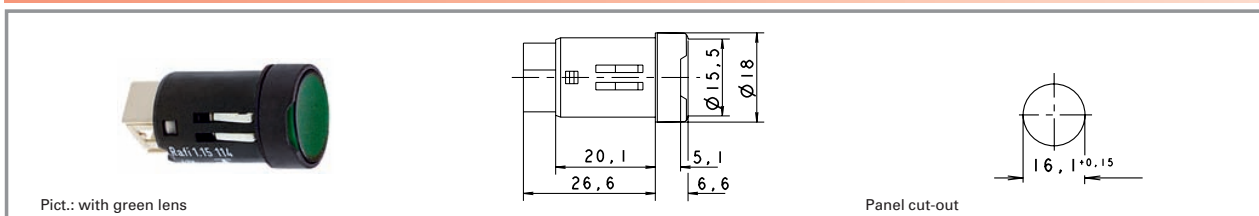
Lenses:

- Lens, square, transparent colourless: **5.49.075.015/1002**
- Lens, square, transparent red: **5.49.075.015/1306**
- Lens, square, transparent yellow: **5.49.075.015/1403**
- Lens, square, transparent green: **5.49.075.015/1505**
- Lens, square, transparent blue: **5.49.075.015/1607**

A notch on the lamp socket identifies the cathode side.

1

LUMOTAST FK illuminated pushbutton, round collar, 42 V/100 mA



Contact function	Contact arrangement	Order no. without lens	Note
momentary	1 NO	1.15.114.936/0000	Please include the desired lens in your order.

LUMO
FK

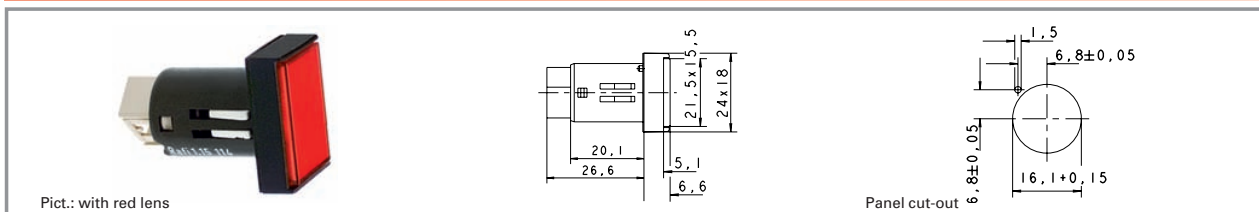
Technical data see page 1 - 12

Lenses:

- Lens, round, transparent colourless: **5.49.075.016/1002**
- Lens, round, transparent red: **5.49.075.016/1306**
- Lens, round, transparent yellow: **5.49.075.016/1403**
- Lens, round, transparent green: **5.49.075.016/1505**
- Lens, round, transparent blue: **5.49.075.016/1607**

A notch on the lamp socket identifies the cathode side.

LUMOTAST FK illuminated pushbutton, rectangular collar, 42 V/100 mA



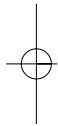
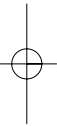
Contact function	Contact arrangement	Order no. without lens	Note
momentary	1 NO	1.15.114.966/0000	Please include the desired lens in your order.

Technical data see page 1 - 12

Lenses:

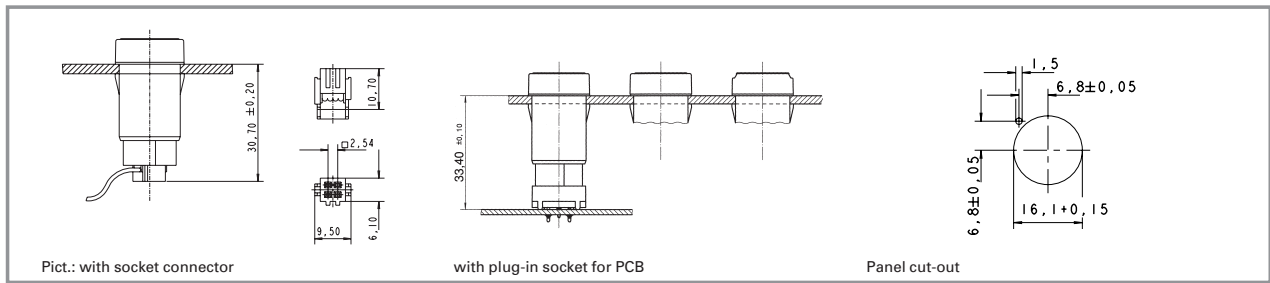
- Lens, rectangular, transparent colourless: **5.49.075.017/1002**
- Lens, rectangular, transparent red: **5.49.075.017/1306**
- Lens, rectangular, transparent yellow: **5.49.075.017/1403**
- Lens, rectangular, transparent green: **5.49.075.017/1505**
- Lens, rectangular, transparent blue: **5.49.075.017/1607**

A notch on the lamp socket identifies the cathode side.



1

LUMOTAST FK signal lamp



Pict.: with socket connector

with plug-in socket for PCB

Panel cut-out

LUMO
FK

Technical data

General information

Form of lens flat lens
Colour of lens see order block
Form of collar see order block

Dimensions

Length of collar see order block
Width of collar see order block
Mounting depth with connector 30.7 mm
Mounting depth with plug-in socket 33.4 mm
Mounting hole 16.2 mm

Mechanical design

Mounting click quick connection
Terminals pin connector 4-pol./ plug-in socket
Lamp socket Bi-Pin T 1/T 1¼
Lamp filament lamp/ LED

Electrical characteristics

Voltage limit max. 24 V
Power limit max. 0,7 W

Other specifications

Degree of protection from front side IP65
Weight 5 g
Ambient temp. operating min. -25 °C
Ambient temp. operating max. +55 °C
Storage temperature min. -40 °C
Storage temperature max. +80 °C
Resistance to constant environment according to IEC 600 68-2-3 and 2-30
Resistance at variable environment according to IEC 60068-2-14 and 2-33

Typical accessories LUMOTAST FK signal lamp

Description	Photo	Order no.	Additional accessories see page
Filament lamp, Bi-Pin T 1¼ base, 12 V		1.90.180.474/0000	5 - 5
Filament lamp, Bi-Pin T 1¼ base, 28 V		1.90.180.475/0000	5 - 5
LED Bi-Pin T 1 superbright, red, 24 V		1.90.690.351/0000	5 - 15
LED Bi-Pin T 1 superbright, green, 24 V		1.90.690.352/0000	5 - 15
LED Bi-Pin T 1 superbright, yellow, 24 V		1.90.690.353/0000	5 - 15
LED Bi-Pin T 1 superbright, blue, 24 V		1.90.690.354/0000	5 - 15
LED Bi-Pin T 1 superbright, white, 24 V		1.90.690.355/0000	5 - 15
LED Bi-Pin T 1, red, 3 V		1.90.691.026/0000	5 - 15

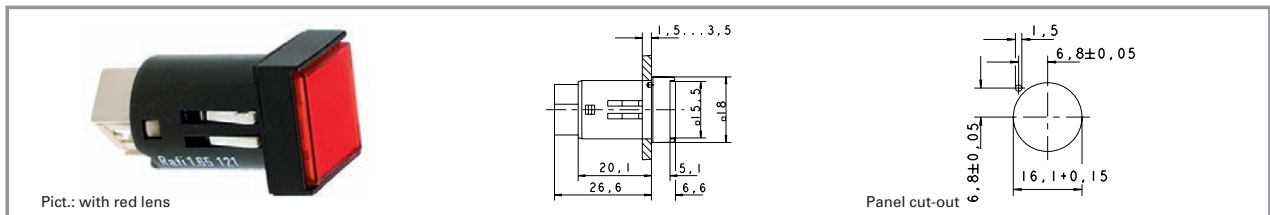
Typical accessories LUMOTAST FK signal lamp

Description	Photo	Order no.	Additional accessories see page
LED Bi-Pin T 1, green, 3 V		1.90.691.027/0000	5 - 15
LED Bi-Pin T 1, yellow, 3 V		1.90.691.028/0000	5 - 15
Plug-in socket for PCB		5.00.645.036/0000	5 - 23
Cable (flat ribbon cable 10 cm with socket connector and male quick connector, AMP 4-pin)		5.03.771.306/0000	5 - 22
Disassembly tool for LUMOTAST FK		5.05.800.041/0000	5 - 22
Flat ribbon cable, 4-wire, 1 m long		5.37.700.124/0000	5 - 23
Socket connector, 4-pin		5.92.025.368/0000	5 - 22

1

LUMO
FK

LUMOTAST FK signal lamp, square collar



Power limit max.	Voltage limit max.	Lamp socket	Order no. without lens	Note
0.7 W	24 V	Bi-Pin T 1/T 1 ¹ / ₄	1.65.121.906/0000	Please include the desired lens in your order.

Technical data see page 1 - 16

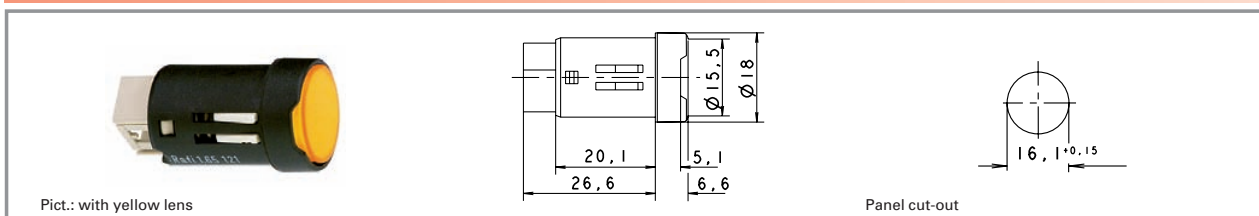
Lenses:

- Lens, square, transparent colourless: **5.49.075.015/1002**
- Lens, square, transparent red: **5.49.075.015/1306**
- Lens, square, transparent yellow: **5.49.075.015/1403**
- Lens, square, transparent green: **5.49.075.015/1505**
- Lens, square, transparent blue: **5.49.075.015/1607**

Do not press in lens in disassembled condition.
A notch on the lamp socket identifies the cathode side.

1

LUMOTAST FK signal lamp, round collar



Power limit max.	Voltage limit max.	Lamp socket	Order no. without lens	Note
0.7 W	24 V	Bi-Pin T 1/T 1¼	1.65.121.936/0000	Please include the desired lens in your order.

LUMO
FK

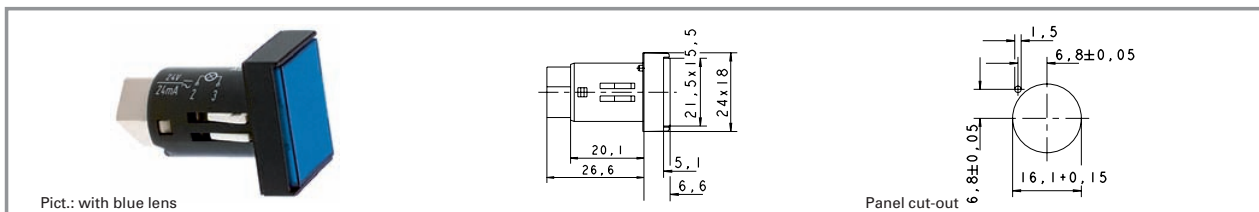
Technical data see page 1 - 16

Lenses:

- Lens, round, transparent colourless: **5.49.075.016/1002**
- Lens, round, transparent red: **5.49.075.016/1306**
- Lens, round, transparent yellow: **5.49.075.016/1403**
- Lens, round, transparent green: **5.49.075.016/1505**
- Lens, round, transparent blue: **5.49.075.016/1607**

Do not press in lens in disassembled condition.
A notch on the lamp socket identifies the cathode side.

LUMOTAST FK signal lamp, rectangular collar



Power limit max.	Voltage limit max.	Lamp socket	Order no. without lens	Note
0.7 W	24 V	Bi-Pin T 1/T 1¼	1.65.121.966/0000	Please include the desired lens in your order.

Technical data see page 1 - 16

Lenses:

- Lens, rectangular, transparent colourless: **5.49.075.017/1002**
- Lens, rectangular, transparent red: **5.49.075.017/1306**
- Lens, rectangular, transparent yellow: **5.49.075.017/1403**
- Lens, rectangular, transparent green: **5.49.075.017/1505**
- Lens, rectangular, transparent blue: **5.49.075.017/1607**

Do not press in lens in disassembled condition.
A notch on the lamp socket identifies the cathode side.



1

LUMO
25

General data

LUMOTAST 25 pushbutton range

- Illuminable pushbuttons and signal lamps. Please order lamps/LED separately.
- Mounting hole diameter: 16.2 mm
- 42 V/100 mA max.
- Water-jet proof IP65
- Low profile
- Lamp socket Bi-Pin T 1 for LEDs and filament lamps
- Keyed socket connector and flat ribbon cable or PCB plug-in socket
- Ring nut or click fixing method.

Content

LUMOTAST 25 illuminated pushbutton	1 - 22
LUMOTAST 25 illuminated pushbutton with flush lens, "Click" quick-assembly feature	1 - 24
LUMOTAST 25 illuminated pushbutton with flush lens, ring nut fixing	1 - 24
LUMOTAST 25 illuminated pushbutton with protruding lens, "Click" quick-assembly feature	1 - 25
LUMOTAST 25 illuminated pushbutton with protruding lens, ring nut fixing	1 - 25
LUMOTAST 25 selector switch	1 - 26
LUMOTAST 25 selector switch, ring nut fixing	1 - 27
LUMOTAST 25 keylock switch	1 - 28
LUMOTAST 25 keylock switch	1 - 29
LUMOTAST 25 emergency stop pushbutton	1 - 30
LUMOTAST 25 emergency stop pushbutton, ring nut fixing	1 - 31
LUMOTAST 25 signal lamp	1 - 32
LUMOTAST 25 signal lamp, 24 V, "Click" quick-assembly feature	1 - 33
LUMOTAST 25 signal lamp, 24 V, ring nut fixing	1 - 34

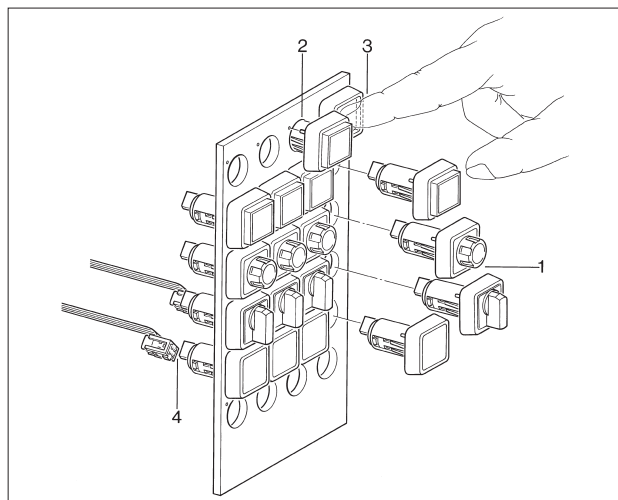
1

Series LUMOTAST 25

16.2 mm mounting hole diameter

Design Click-Version

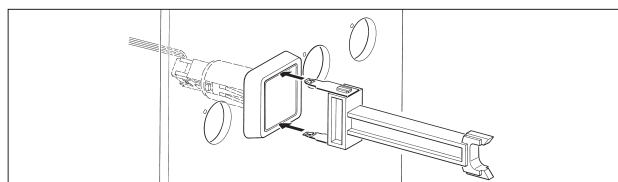
LUMO
25



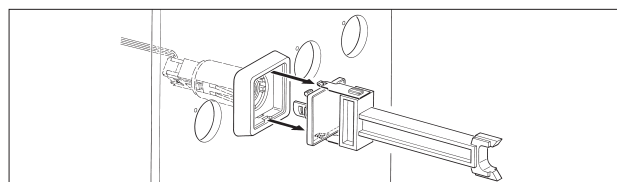
1. As delivered
2. Insert pushbutton in hole
3. Actuate once
4. Insert connector with flat-ribbon cable

Disassembly Click-Version

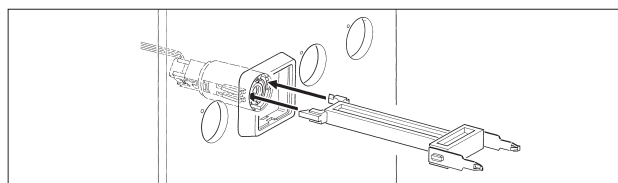
Click-Version from front (only for pushbuttons and signal lamps with special tool for dismounting)



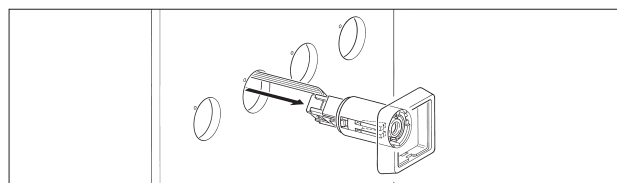
1. Grip body/lens



2. Pull out body/lens



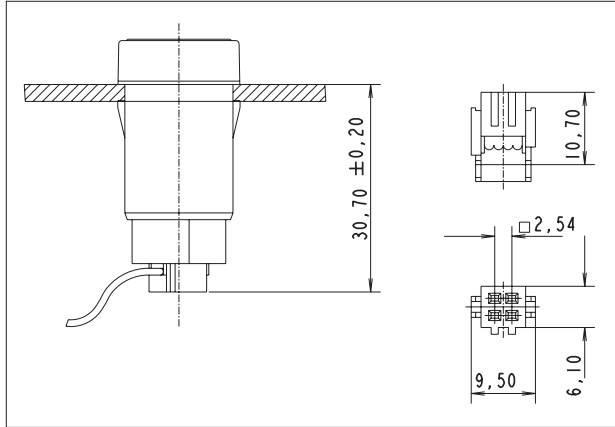
3. Release click lever



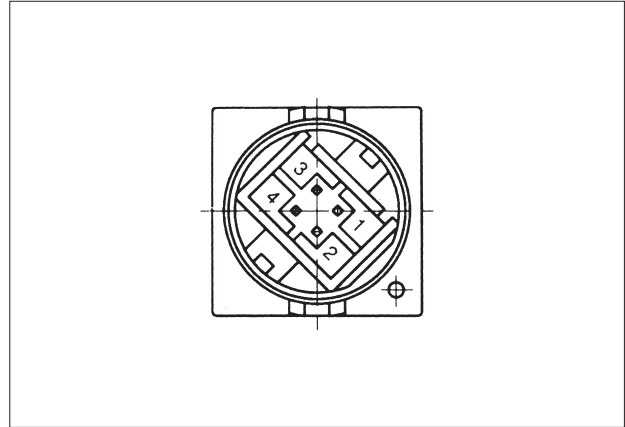
4. Pull out pushbutton/signal lamp with cable

Dimensional drawing

With quick connector and flat-ribbon cable



Connection diagram (PCB top view)

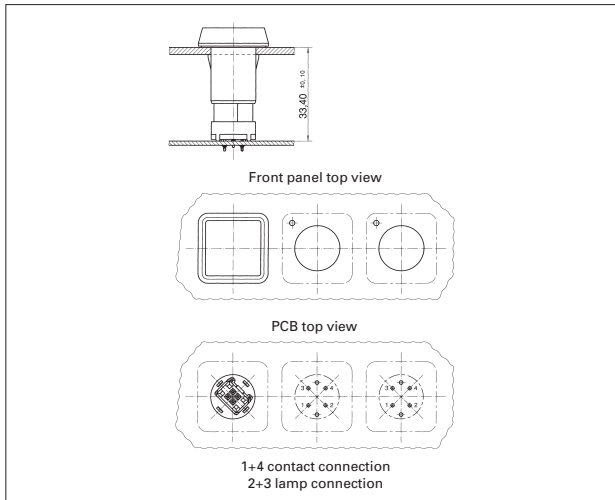


1 + 4 = pushbutton connection 2 + 3 = lamp connection

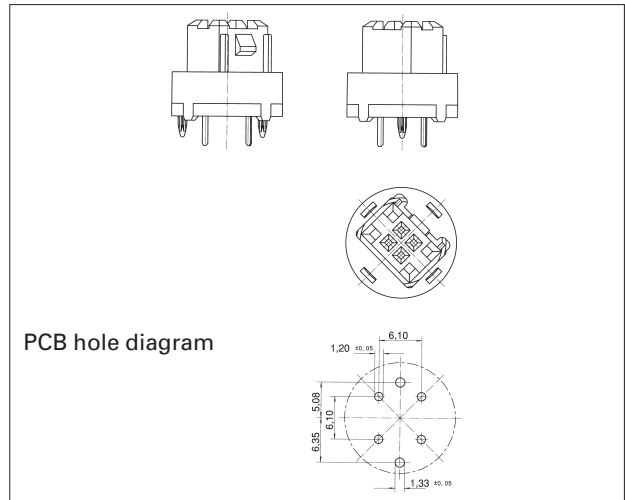
1

LUMO
25

With plug-in socket



Plug-in socket for PCB



1

LUMOTAST 25 illuminated pushbutton



Technical data

LUMO
25

General information

Form of lens see order block
 Colour of lens see order block
 Form of collar square

Dimensions

Length of collar 25 mm
 Width of collar 25 mm
 Overall height 7.1 mm
 Mounting depth with connector 30.7 mm
 Mounting depth with plug-in socket 33.4 mm
 Mounting hole 16.2 mm

Mechanical design

Mounting see order block
 Terminals pin connector 4-pol./ plug-in socket
 Contact system snap-action contact
 Contact function momentary
 Contact arrangement 1 NO
 Contact materials Au
 Illuminability yes
 Lamp socket Bi-Pin T 1/T 1¼

Mechanical characteristics

Operating force max. 6 N
 Operating travel 3 mm
 Switching travel 2 mm
 Robustness min. 100 N

Electrical characteristics

Rated voltage AC/DC max. 42 V
 Rated voltage AC/DC min. 0.02 V
 Rated current AC/DC max. 100 mA
 Rated current AC/DC min. 0.01 mA
 Contact resistance max. 100 mΩ
 Bouncing time max. 5 ms

















Other specifications

Operating life (operations) 1000000
 Degree of protection from front side IP65
 Ambient temp. operating without lamp min. -25 °C
 Ambient temp. operating without lamp max. +70 °C
 Ambient temp. operating with lamp min. -25 °C
 Ambient temp. operating with lamp max. +55 °C
 Storage temperature min. -40 °C
 Storage temperature max. +80 °C
 Resistance to climate according to IEC 600 68-2-3 and 2-30
 Resistance at variable environment according to IEC 60068-2-14 and 2-33
 Weight 7 g

Typical accessories LUMOTAST 25 illuminated pushbutton

Description	Photo	Order no.	Additional accessories see page
Filament lamp, Bi-Pin T 1¼ base, 12 V		1.90.180.474/0000	5 - 5
Filament lamp, Bi-Pin T 1¼ base, 28 V		1.90.180.475/0000	5 - 5
LED Bi-Pin T 1 superbright, red, 24 V		1.90.690.351/0000	5 - 15
LED Bi-Pin T 1 superbright, green, 24 V		1.90.690.352/0000	5 - 15

Typical accessories LUMOTAST 25 illuminated pushbutton

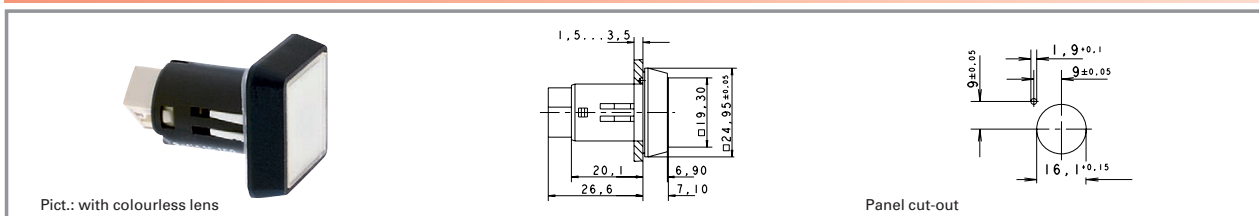
Description	Photo	Order no.	Additional accessories see page
LED Bi-Pin T 1 superbright, yellow, 24 V		1.90.690.353/0000	5 - 15
LED Bi-Pin T 1 superbright, blue, 24 V		1.90.690.354/0000	5 - 15
LED Bi-Pin T 1 superbright, white, 24 V		1.90.690.355/0000	5 - 15
LED Bi-Pin T 1, red, 3 V		1.90.691.026/0000	5 - 15
LED Bi-Pin T 1, green, 3 V		1.90.691.027/0000	5 - 15
LED Bi-Pin T 1, yellow, 3 V		1.90.691.028/0000	5 - 15
Plug-in socket for PCB		5.00.645.036/0000	5 - 23
Cable (flat ribbon cable 10 cm with socket connector and male quick connector, AMP 4-pin)		5.03.771.306/0000	5 - 22
Disassembly tool for LUMOTAST 25, RAFIX 16		5.05.800.042/0000	2 - 60
Blanking cap complete with sealing disc and ring nut, square		5.05.800.049/0100	2 - 64
Label holder, flush, for square collar		5.07.620.004/0000	2 - 62
Flat ribbon cable, 4-wire, 1 m long		5.37.700.124/0000	5 - 23
Fixing spanner M 15, M 16		5.58.002.019/0105	5 - 21
Legend insert, blank, use only for transparent lenses		5.70.635.000/2000	
Legend label 23 x 16 for label holder, without legend		5.73.111.000/0000	
Socket connector, 4-pin		5.92.025.368/0000	5 - 22

1

LUMO
25

1

LUMOTAST 25 illuminated pushbutton with flush lens, "Click" quick-assembly feature



Contact function	Contact arrangement	Order no. without lens	Note
momentary	1 NO	1.15.150.506/0000	Please include the desired lens in your order.

LUMO
25

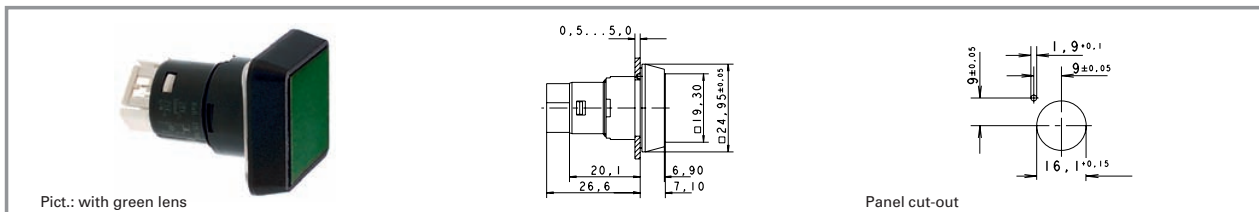
Technical data see page 1 - 22

Lenses:

- Lens, square, transparent colourless: **5.49.077.011/1002**
- Lens, square, transparent red: **5.49.077.011/1306**
- Lens, square, transparent yellow: **5.49.077.011/1403**
- Lens, square, transparent green: **5.49.077.011/1505**
- Lens, square, transparent blue: **5.49.077.011/1607**

Note when using LED: A notch on the lamp socket identifies the cathode side.

LUMOTAST 25 illuminated pushbutton with flush lens, ring nut fixing



Contact function	Contact arrangement	Order no. without lens	Note
momentary	1 NO	1.15.150.556/0000	Please include the desired lens in your order.

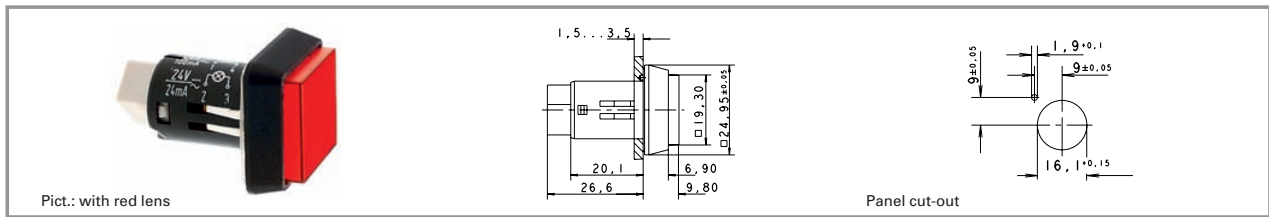
Technical data see page 1 - 22

Lenses:

- Lens, square, transparent colourless: **5.49.077.011/1002**
- Lens, square, transparent red: **5.49.077.011/1306**
- Lens, square, transparent yellow: **5.49.077.011/1403**
- Lens, square, transparent green: **5.49.077.011/1505**
- Lens, square, transparent blue: **5.49.077.011/1607**

Note when using LED: A notch on the lamp socket identifies the cathode side.

LUMOTAST 25 illuminated pushbutton with protruding lens, „Click“ quick-assembly feature



Contact function	Contact arrangement	Order no. without lens	Note
momentary	1 NO	1.15.150.606/0000	Please include the desired lens in your order.

Technical data see page 1 - 22

Lenses:

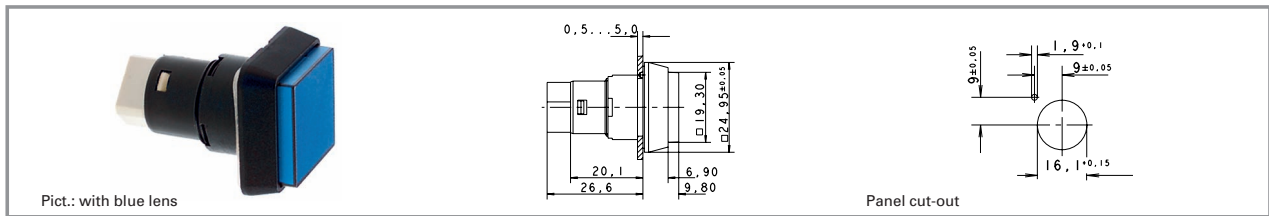
- Lens, square, transparent colourless: **5.49.077.012/1002**
- Lens, square, transparent red: **5.49.077.012/1306**
- Lens, square, transparent yellow: **5.49.077.012/1403**
- Lens, square, transparent green: **5.49.077.012/1505**
- Lens, square, transparent blue: **5.49.077.012/1607**

Note when using LED: A notch on the lamp socket identifies the cathode side.

1

LUMO
25

LUMOTAST 25 illuminated pushbutton with protruding lens, ring nut fixing



Contact function	Contact arrangement	Order no. without lens	Note
momentary	1 NO	1.15.150.656/0000	Please include the desired lens in your order.

Technical data see page 1 - 22


Lenses:

- Lens, square, transparent colourless: **5.49.077.012/1002**
- Lens, square, transparent red: **5.49.077.012/1306**
- Lens, square, transparent yellow: **5.49.077.012/1403**
- Lens, square, transparent green: **5.49.077.012/1505**
- Lens, square, transparent blue: **5.49.077.012/1607**

Note when using LED: A notch on the lamp socket identifies the cathode side.

1

LUMOTAST 25 selector switch



Panel cut-out

Technical data

LUMO
25

General information

Form of lens handle
Colour of handle black opaque
Form of collar square

Dimensions

Length of collar 25 mm
Width of collar 25 mm
Overall height 17 mm
Mounting depth with connector 30.7 mm
Mounting depth with plug-in socket 33.4 mm
Mounting hole 16.2 mm

Mechanical design

Mounting see order block
Terminals pin connector 4-pol./ plug-in socket

Contact system snap-action contact
Contact function see order block
Contact arrangement 1 NO
Contact materials Au
Illuminability no

Mechanical characteristics

Operating force min. 0,03 Nm
Rotating angle see order block
Robustness max. 1,5 Nm

Electrical characteristics

Rated voltage AC/DC max. 42 V
Rated voltage AC/DC min. 0.02 V
Rated current AC/DC max. 100 mA
Rated current AC/DC min. 0.01 mA
Contact resistance max. 100 mΩ
Bouncing time max. 5 ms




Other specifications

Operating life (operations) 500000
Degree of protection from front side IP65
Ambient temp. operating min. -25 °C
Ambient temp. operating max. +70 °C
Storage temperature min. -40 °C
Storage temperature max. +80 °C
Resistance to constant environment according to IEC 600 68-2-3 and 2-30
Resistance at variable environment according to IEC 60068-2-14 and 2-33
Weight 8 g

Typical accessories LUMOTAST 25 selector switch

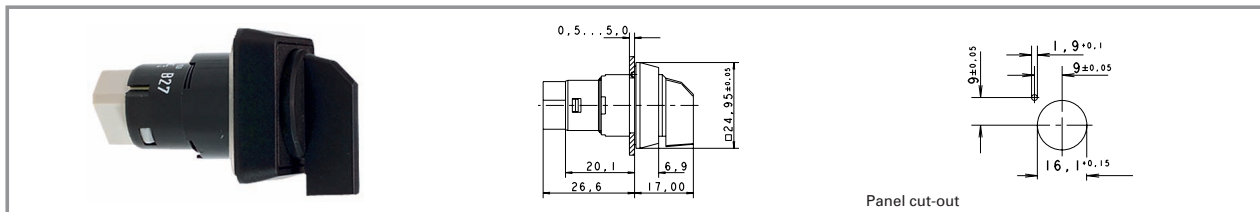
Description	Photo	Order no.	Additional accessories see page
Plug-in socket for PCB		5.00.645.036/0000	5 - 23
Cable (flat ribbon cable 10 cm with socket connector and male quick connector, AMP 4-pin)		5.03.771.306/0000	5 - 22
Blanking cap complete with sealing disc and ring nut, square		5.05.800.049/0100	2 - 64
Label holder, flush, for square collar		5.07.620.004/0000	2 - 62

Typical accessories LUMOTAST 25 selector switch

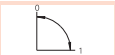
Description	Photo	Order no.	Additional accessories see page
Flat ribbon cable, 4-wire, 1 m long		5.37.700.124/0000	5 - 23
Fixing spanner M 15, M 16		5.58.002.019/0105	5 - 21
Socket connector, 4-pin		5.92.025.368/0000	5 - 22

1

LUMOTAST 25 selector switch, ring nut fixing




LUMO
25

Contact arrangement	Contact function	Rotating angle	Form of lens	Order no.
1 NO	latching	right, 1 x 90°	 handle	1.15.153.106/0100

Technical data see page 1 - 26

1

LUMOTAST 25 keylock switch



Panel cut-out

Technical data

LUMO
25

General information

Colour of lens black opaque
Form of collar square

Dimensions

Length of collar 25 mm
Width of collar 25 mm
Overall height 32.3 mm
Mounting depth with connector 30.7 mm
Mounting depth with plug-in socket 33.4 mm
Mounting hole 16.2 mm

Mechanical design

Mounting ring nut
Terminals pin connector 4-pol./plug-in socket
Contact system snap-action contact
Contact function latching
Contact arrangement 1 NO
Contact materials Au
Illuminability no
Lamp socket no
Lock cylinder lock
Wafers 8 pins
Lock type 5201
Number of locking positions 10000
Main key yes
Symmetric key yes
Key removal position see order block

Mechanical characteristics

Operating force max. 1,5 Nm
Rotating angle 90°

Electrical characteristics

Rated voltage AC/DC max. 42 V
Rated voltage AC/DC min. 0.02 V
Rated current AC/DC max. 100 mA
Rated current AC/DC min. 0.01 mA
Contact resistance max. 100 mΩ
Bouncing time max. 5 ms

Other specifications

Operating life (operations) 50000
Degree of protection from front side IP65
Ambient temp. operating min. -25 °C
Ambient temp. operating max. +70 °C
Storage temperature min. -40 °C
Storage temperature max. +80 °C
Resistance to constant environment according to IEC 600 68-2-3 and 2-30
Resistance at variable environment according to IEC 60068-2-14 and 2-33
Weight 20 g

Typical accessories LUMOTAST 25 keylock switch

Description	Photo	Order no.	Additional accessories see page
Plug-in socket for PCB		5.00.645.036/0000	5 - 23
Cable (flat ribbon cable 10 cm with socket connector and male quick connector, AMP 4-pin)		5.03.771.306/0000	5 - 22
Blanking cap complete with sealing disc and ring nut, square		5.05.800.049/0100	2 - 64

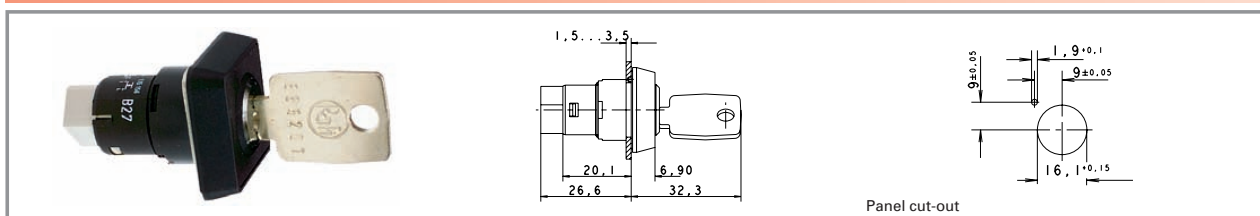
Typical accessories LUMOTAST 25 keylock switch

Description	Photo	Order no.	Additional accessories see page
Label holder, flush, for square collar		5.07.620.004/0000	2 - 62
Flat ribbon cable, 4-wire, 1 m long		5.37.700.124/0000	5 - 23
Fixing spanner M 15, M 16		5.58.002.019/0105	5 - 21
Spare key		5.58.015.201/0000	
Legend label 23 x 16 for label holder, without legend		5.73.111.000/0000	
Socket connector, 4-pin		5.92.025.368/0000	5 - 22

1

LUMO
25

LUMOTAST 25 keylock switch



Contact arrangement	Contact function	Rotating angle	Key removal position	Colour of lens	Order no.
1 NO	latching	90°		black opaque	1.15.156.001/0000
1 NO	latching	90°		black opaque	1.15.156.011/0000

Technical data see page 1 - 28

Included: 2 keys.

1

LUMOTAST 25 emergency stop pushbutton



Technical data

LUMO
25

General information

Colour of lens opaque red
Form of collar square
Colour of collar see order block

Dimensions

Length of collar 25 mm
Width of collar 25 mm
Overall height 18.5 mm
Mounting depth with
connector 30.7 mm
Mounting depth with
plug-in socket 33.4 mm
Mounting hole 16.2 mm

Mechanical design

Mounting ring nut
Terminals pin connector 4-pol./
plug-in socket
Contact system snap-action contact
Contact function latching
Contact arrangement 2 NC (forcibly actuated)
Contact materials Au
Illuminability no

Mechanical characteristics

Operating force max. 10 N
Operating travel 2.6 mm
Switching travel 2 mm
Robustness min. 100 N

Electrical characteristics

Rated voltage AC/DC max. 25 V
Rated voltage AC/DC min. 0.02 V
Rated current AC/DC max. 100 mA (1A short-circuit
current)
Rated current AC/DC min. 0.01 mA
Contact resistance max. 100 mΩ
Bouncing time max. 10 ms

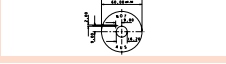
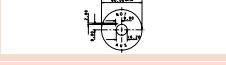
Other specifications

Operating life 15000
Degree of protection
from front side IP65
Ambient temp. operating
min. -25 °C
Ambient temp. operating
max. +70 °C
Storage temperature min. -40 °C
Storage temperature max. +80 °C
Resistance to constant
environment according to
IEC 600 68-2-3 and 2-30
Resistance at variable
environment according to
IEC 60068-2-14 and 2-33
Weight 9 g
Approvals TUV/UL according to EN
60947-5-5 and -5-1/A2,
UL 508

Typical accessories LUMOTAST 25 emergency stop pushbutton

Description	Photo	Order no.	Additional acces- sories see page
Plug-in socket for PCB		5.00.645.036/0000	5 - 23
Cable (flat ribbon cable 10 cm with socket connector and male quick connector, AMP 4-pin)		5.03.771.306/0000	5 - 22
Blanking cap complete with sealing disc and ring nut, square		5.05.800.049/0100	2 - 64
Label holder, flush, for square collar		5.07.620.004/0000	2 - 62


Typical accessories LUMOTAST 25 emergency stop pushbutton

Description	Photo	Order no.	Additional accessories see page
Flat ribbon cable, 4-wire, 1 m long		5.37.700.124/0000	5 - 23
Fixing spanner M 15, M 16		5.58.002.019/0105	5 - 21
Legend label 23 x 16 for label holder, without legend		5.73.111.000/0000	
Emergency stop label, yellow, adhesive, round 60 mm, without legend		5.76.204.425/0400	
Emergency stop label, yellow, adhesive, round 60 mm, with legend „NOT-AUS“		5.76.204.426/0400	
Emergency stop label, yellow, adhesive, round 60 mm, with legend „ARRET-D'URGENCE“		5.76.204.427/0400	
Emergency stop label, yellow, adhesive, round 60 mm, with legend „EMERGENCY-STOP“		5.76.204.428/0400	
Emergency stop label, yellow, adhesive, round 60 mm, with legend „ARRESTO-D'EMERGENZA“		5.76.204.429/0400	
Socket connector, 4-pin		5.92.025.368/0000	5 - 22

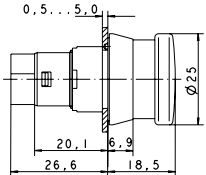
1

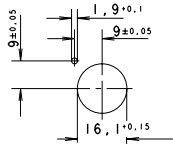
LUMO
25

LUMOTAST 25 emergency stop pushbutton, ring nut fixing



Pict.: black collar





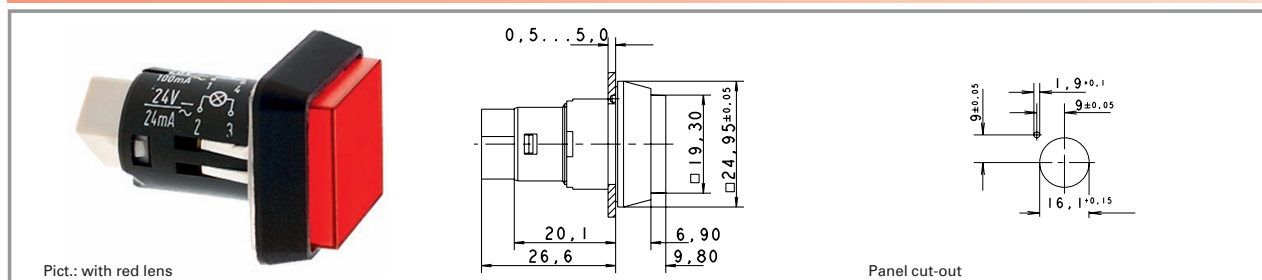
Panel cut-out

Contact function	Contact arrangement	Colour of collar	Order no.	Order no. single parts	
				Housing	Lens
latching	2 NC (forcibly actuated)	black	1.15.154.006/0301	-	-
latching	2 NC (forcibly actuated)	yellow	1.15.154.016/0301	-	-

Technical data see page 1 - 30

1

LUMOTAST 25 signal lamp



Pict.: with red lens

Panel cut-out

Technical data

LUMO
25

General information

Form of lens square
Colour of lens see order block

Lamp socket Bi-Pin T 1/T 1¼
Lamp filament lamp / LED

Dimensions

Length of collar 25 mm
Width of collar 25 mm
Overall height 9.8 mm
Mounting depth with connector 30.7 mm
Mounting depth with plug-in socket 33.4 mm
Mounting hole 16.2 mm

Electrical characteristics

Voltage limit max. 24 V
Power limit max. 0,7 W

Other specifications

Degree of protection from front side IP65
Weight 7 g
Ambient temp. operating min. -25 °C
Ambient temp. operating max. +70 °C
Storage temperature min. -40 °C
Storage temperature max. +80 °C

Mechanical design

Mounting see order block
Terminals pin connector 4-pol./ plug-in socket

Typical accessories LUMOTAST 25 signal lamp

Description	Photo	Order no.	Additional accessories see page
Filament lamp, Bi-Pin T 1¼ base, 12 V		1.90.180.474/0000	5 - 5
Filament lamp, Bi-Pin T 1¼ base, 28 V		1.90.180.475/0000	5 - 5
LED Bi-Pin T 1 superbright, red, 24 V		1.90.690.351/0000	5 - 15
LED Bi-Pin T 1 superbright, green, 24 V		1.90.690.352/0000	5 - 15
LED Bi-Pin T 1 superbright, yellow, 24 V		1.90.690.353/0000	5 - 15
LED Bi-Pin T 1 superbright, blue, 24 V		1.90.690.354/0000	5 - 15
LED Bi-Pin T 1 superbright, white, 24 V		1.90.690.355/0000	5 - 15
LED Bi-Pin T 1, red, 3 V		1.90.691.026/0000	5 - 15
LED Bi-Pin T 1, green, 3 V		1.90.691.027/0000	5 - 15

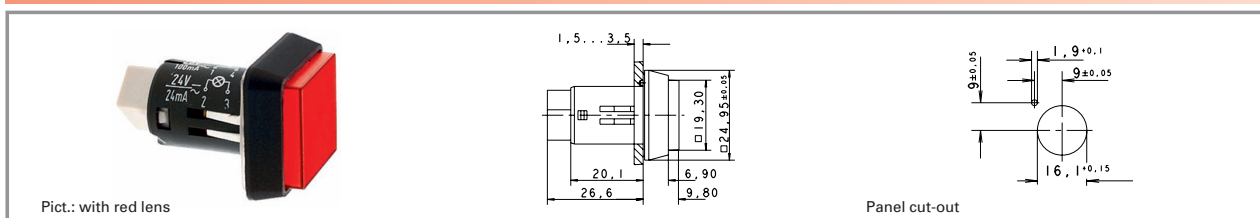
Typical accessories LUMOTAST 25 signal lamp

Description	Photo	Order no.	Additional accessories see page
LED Bi-Pin T 1, yellow, 3 V		1.90.691.028/0000	5 - 15
Plug-in socket for PCB		5.00.645.036/0000	5 - 23
Cable (flat ribbon cable 10 cm with socket connector and male quick connector, AMP 4-pin)		5.03.771.306/0000	5 - 22
Disassembly tool for LUMOTAST 25, RAFIX 16		5.05.800.042/0000	2 - 60
Blanking cap complete with sealing disc and ring nut, square		5.05.800.049/0100	2 - 64
Label holder, flush, for square collar		5.07.620.004/0000	2 - 62
Flat ribbon cable, 4-wire, 1 m long		5.37.700.124/0000	5 - 23
Fixing spanner M 15, M 16		5.58.002.019/0105	5 - 21
Legend insert, blank, use only for transparent lenses		5.70.635.000/2000	
Legend label 23 x 16 for label holder, without legend		5.73.111.000/0000	
Socket connector, 4-pin		5.92.025.368/0000	5 - 22

1

LUMO
25

LUMOTAST 25 signal lamp, 24 V, "Click" quick-assembly feature



Voltage limit max.	Power limit max.	Lamp socket	Order no. without lens	Note
24 V	0.7 W	Bi-Pin T 1/T 1¼	1.65.122.906/0000	Please include the desired lens in your order.

Technical data see page 1 - 32

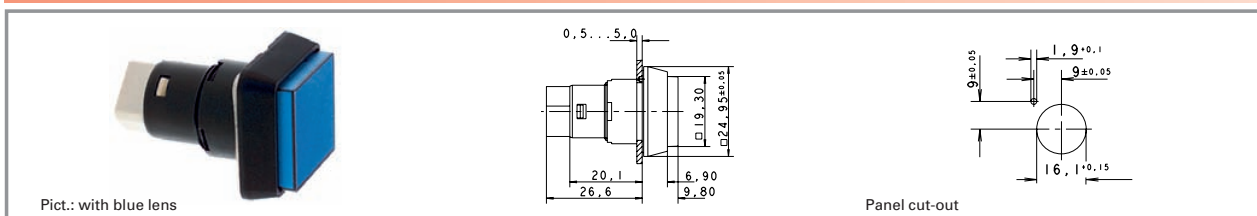
Lenses:

- Lens, square, transparent colourless: **5.49.077.014/1002**
- Lens, square, transparent red: **5.49.077.014/1306**
- Lens, square, transparent yellow: **5.49.077.014/1403**
- Lens, square, transparent green: **5.49.077.014/1505**
- Lens, square, transparent blue: **5.49.077.014/1607**

Do not press in lens in disassembled condition. Note when using a LED: A notch on the lamp identifies the cathode side.

1

LUMOTAST 25 signal lamp, 24 V, ring nut fixing



Voltage limit max.	Power limit max.	Lamp socket	Order no. without lens	Note
24 V	0.7 W	Bi-Pin T 1/T 1¼	1.65.122.956/0000	Please include the desired lens in your order.

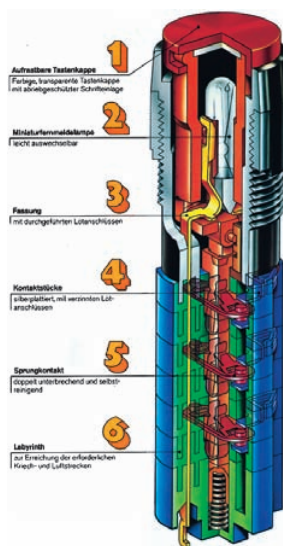
LUMO
25

Technical data see page 1 - 32

Lenses:

- Lens, square, transparent colourless: **5.49.077.014/1002**
- Lens, square, transparent red: **5.49.077.014/1306**
- Lens, square, transparent yellow: **5.49.077.014/1403**
- Lens, square, transparent green: **5.49.077.014/1505**
- Lens, square, transparent blue: **5.49.077.014/1607**

Do not press in lens in disassembled condition. Note when using LED: A notch on the lamp socket identifies the cathode side.



1

LUMO
75 (40)

General data

LUMOTAST 75 IP40 pushbutton range

Illuminated pushbuttons, signal lamps and keylock switches

- Mounting hole diameter 16.2 mm
- Degree of protection IP40
- Solder terminals for the following wire cross-sections:
 - Installed 0.5 mm² max.
 - Factory terminated 0.35 mm² max.
- 250 V/4 A max.
- 2 NC + 2 NO max. (3 NC + 3 NO on request)
- Lamp socket T 4.5

Content

LUMOTAST 75 illuminated pushbutton IP40

LUMOTAST 75 illuminated pushbutton IP40, protruding lens, round collar	1 - 36
LUMOTAST 75 illuminated pushbutton IP40, protruding lens, square collar	1 - 38
LUMOTAST 75 illuminated pushbutton IP40, flush lens, square collar	1 - 39
LUMOTAST 75 illuminated pushbutton IP40, flush lens, rectangular collar	1 - 40
LUMOTAST 75 illuminated pushbutton IP40, protruding lens, square collar	1 - 41

LUMOTAST 75 keylock switch IP40

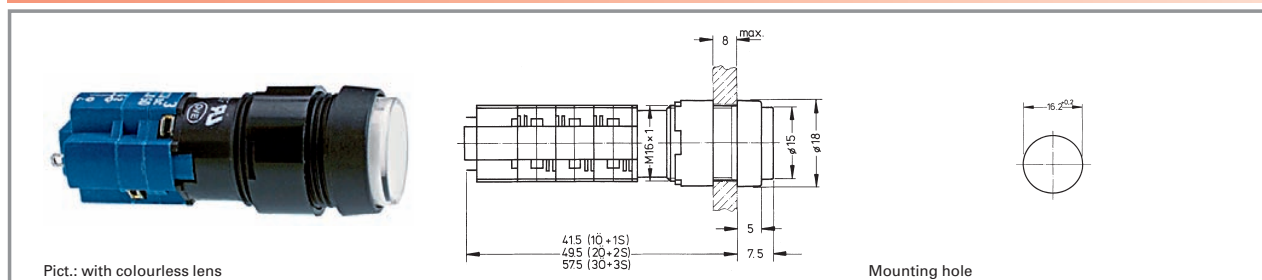
LUMOTAST 75 keylock switch IP40, round collar	1 - 42
LUMOTAST 75 keylock switch IP40, round collar	1 - 43
LUMOTAST 75 keylock switch IP40, rectangular collar	1 - 44

LUMOTAST 75 IP40 signal lamp with lamp socket T 4.5

LUMOTAST 75 IP40 signal lamp with lamp socket T 4.5, round collar, protruding lens	1 - 46
LUMOTAST 75 IP40 signal lamp with lamp socket T 4.5, round collar, protruding lens	1 - 47
LUMOTAST 75 IP40 signal lamp, square collar, flush lens	1 - 48
LUMOTAST 75 IP40 signal lamp, rectangular collar, flush lens	1 - 48
LUMOTAST 75 IP40 signal lamp, square collar, protruding lens	1 - 49

1

LUMOTAST 75 illuminated pushbutton IP40



Technical data

LUMO
75 (40)

General information

Form of lens see order block
Form of collar see order block
Colour of collar see order block

Dimensions

Length of collar see order block
Width of collar see order block
Diameter of collar see order block
Overall height 7.5 mm
Mounting depth 41.5/49.5/57.5 mm
Mounting hole 16.2 mm

Mechanical design

Mounting ring nut
Terminals solder terminals
Contact system snap-action bridge contact
Contact function see order block
Contact arrangement see order block
Contact materials Ag
Illuminability yes
Lamp socket T 4.5

Mechanical characteristics

Operating force max. 3 ... 6.5 N
Operating travel 2.7 mm
Switching travel NC 1.6 mm
Switching travel NO 0.9 mm
Robustness min. 100 N

Electrical characteristics

Rated voltage AC max. 250 V
Rated voltage DC max. 220 V
Rated voltage AC/DC min. 12 V

Rated current AC max. 4 A
Rated current DC max. 0.2 A
Rated current AC/DC min. 5 mA
Contact resistance acc. to life max. 200 mΩ
Protection class II

Other specifications















Operating life, at 250 V/2 A (operations) 200000 (momentary)
Operating life, at 250 V/4 A (operations) 60000 (momentary), 10000 (latching)

Degree of protection from front side IP40
Ambient temp. operating min. -25 °C
Ambient temp. operating without lamp max. +70 °C
Ambient temp. operating with lamp max. +55 °C
Storage temperature min. -40 °C
Storage temperature max. +80 °C
Resistance to constant environment according to IEC 600 68-2-3 and 2-30
Resistance at variable environment according to IEC 60068-2-14 and 2-33
Approvals ENEC 25 T 55 (70), UL, CSA
Flame class acc. to UL 94 V 1
Hot wire ignition acc. to IEC 60695-2-1 yes

Typical accessories LUMOTAST 75 illuminated pushbutton IP40

Description	Photo	Order no.	Additional accessories see page
Filament lamp, T 4.5 base, 12 V		1.90.100.022/0000	5 - 6
Filament lamp, T 4.5 base, 24 V		1.90.100.023/0000	5 - 6
LED T 4.5 superbright, red, 24 V		1.90.690.331/0000	5 - 16

Typical accessories LUMOTAST 75 illuminated pushbutton IP40

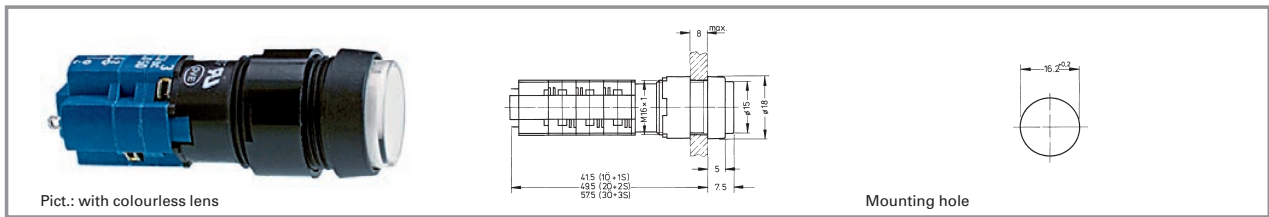
Description	Photo	Order no.	Additional accessories see page
LED T 4.5 superbright, green, 24 V		1.90.690.332/0000	5 - 16
LED T 4.5 superbright, yellow, 24 V		1.90.690.333/0000	5 - 16
LED T 4.5 superbright, blue, 24 V		1.90.690.334/0000	5 - 16
LED T 4.5 superbright, white, 24 V		1.90.690.335/0000	5 - 16
LED T 4.5, red, 2-3 V (use external resistor)		1.90.692.001/0000	5 - 16
LED T 4.5, green, 2-3 V (use external resistor)		1.90.692.002/0000	5 - 16
LED T 4.5, yellow, 2-3 V (use external resistor)		1.90.692.003/0000	5 - 16
Lamp extractor for lamp diameter 4 mm		1.90.900.002/0000	5 - 20
Lamp extractor for lamp diameter 5-6 mm		1.90.900.004/0000	5 - 20
Protective cap (for 18 x 24 collar)		5.05.800.027/0000	5 - 24
Blanking cap, black, to cover spare holes, dimensions 18 x 18 mm		5.52.006.020/0103	5 - 26
Blanking cap, black, to cover spare holes, dimensions 18 x 24 mm		5.52.006.021/0100	5 - 26
Blanking cap, black, to cover spare holes, round 18 mm		5.52.006.022/0100	5 - 26
Fixing spanner M 15, M 16		5.58.002.019/0105	5 - 21

1

LUMO
75 (40)

1

LUMOTAST 75 illuminated pushbutton IP40, protruding lens, round collar



Pict.: with colourless lens

Mounting hole

Contact arrangement	Contact function	Colour of collar	Order no. without lens	Note
1 NC + 1 NO	momentary	black	1.15.108.451/0000	Please include the desired lens and diffuser in your order.
1 NC + 1 NO	latching	black	1.15.108.551/0000	Please include the desired lens and diffuser in your order.
2 NC + 2 NO	momentary	black	1.15.108.452/0000	Please include the desired lens and diffuser in your order.
2 NC + 2 NO	latching	black	1.15.108.552/0000	Please include the desired lens and diffuser in your order.

LUMO
75 (40)

Technical data see page 1 - 36

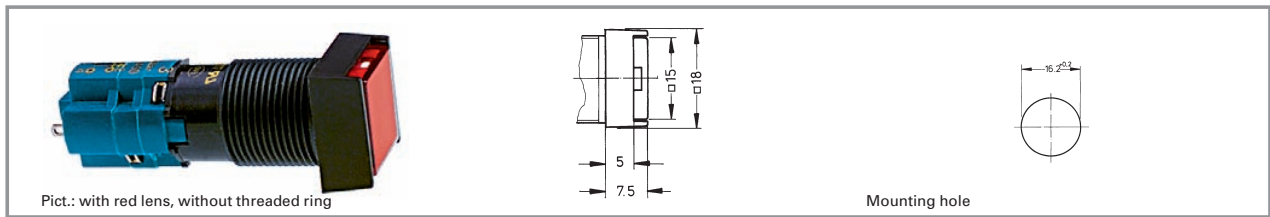
Lenses:

- Lens, round, transparent colourless, for filament lamp or LED: **5.49.257.011/1002**
- Lens, round, transparent red, for LED: **5.49.257.011/1301**
- Lens, round, transparent red, for filament lamp: **5.49.257.011/1303**
- Lens, round, transparent yellow, for filament lamp or LED: **5.49.257.011/1402**
- Lens, round, transparent green, for filament lamp: **5.49.257.011/1502**
- Lens, round, transparent green, for LED: **5.49.257.011/1503**
- Lens, round, transparent blue, for filament lamp: **5.49.257.011/1601**

Accessories:

- Diffuser, round, for filament lamp, without legend: **5.72.050.000/0202**
- Diffuser, round, for LED, without legend: **5.72.050.000/0214**

LUMOTAST 75 illuminated pushbutton IP40, flush lens, square collar



1

Contact arrangement	Contact function	Colour of collar	Order no. without lens	Note
1 NC + 1 NO	momentary	black	1.15.108.251/0000	Please include the desired lens and diffuser in your order.
1 NC + 1 NO	latching	black	1.15.108.351/0000	Please include the desired lens and diffuser in your order.
2 NC + 2 NO	momentary	black	1.15.108.252/0000	Please include the desired lens and diffuser in your order.
2 NC + 2 NO	latching	black	1.15.108.352/0000	Please include the desired lens and diffuser in your order.

LUMO
75 (40)

Technical data see page 1 - 36

Lenses:

- Lens, rectangular, transparent colourless, for filament lamp or LED: **5.49.275.036/1002**
- Lens, rectangular, transparent red, for LED: **5.49.275.036/1301**
- Lens, rectangular, transparent red, for filament lamp: **5.49.275.036/1303**
- Lens, rectangular, transparent yellow, for filament lamp or LED: **5.49.275.036/1402**
- Lens, rectangular, transparent green, for filament lamp: **5.49.275.036/1502**
- Lens, rectangular, transparent green, for LED: **5.49.275.036/1503**
- Lens, rectangular, transparent blue, for filament lamp: **5.49.275.036/1601**

Accessories:

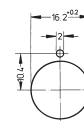
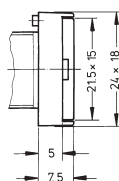
- Sealing cap IP65 (for 18 x 18 collar): 5.05.200.009/0000
- Protective cap (for 18 x 18 collar): 5.05.800.030/0000
- Diffuser, square, for filament lamp, without legend: **5.73.013.000/0202**
- Diffuser, square, for LED, without legend: **5.73.013.000/0214**

1

LUMOTAST 75 illuminated pushbutton IP40, flush lens, rectangular collar



Pict.: with green lens



Contact arrangement	Contact function	Colour of collar	Order no. without lens	Note
1 NC + 1 NO	momentary	black	1.15.108.051/0000	Please include the desired lens and diffuser in your order.
1 NC + 1 NO	latching	black	1.15.108.151/0000	Please include the desired lens and diffuser in your order.
2 NC + 2 NO	momentary	black	1.15.108.052/0000	Please include the desired lens and diffuser in your order.
2 NC + 2 NO	latching	black	1.15.108.152/0000	Please include the desired lens and diffuser in your order.

LUMO
75 (40)

Technical data see page 1 - 36

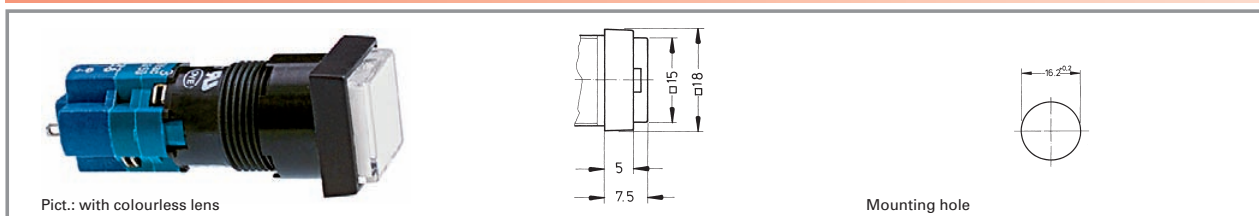
Lenses:

- Lens, rectangular, transparent colourless, for filament lamp or LED: **5.49.275.032/1002**
- Lens, rectangular, transparent red, for LED: **5.49.275.032/1301**
- Lens, rectangular, transparent red, for filament lamp: **5.49.275.032/1303**
- Lens, rectangular, transparent yellow, for filament lamp or LED: **5.49.275.032/1402**
- Lens, rectangular, transparent green, for filament lamp: **5.49.275.032/1502**
- Lens, rectangular, transparent green, for LED: **5.49.275.032/1503**
- Lens, rectangular, transparent blue, for filament lamp: **5.49.275.032/1601**

Accessories:

- Sealing cap IP65 (for 18 x 24 collar): 5.05.200.008/0000
- Protective cap (for 18 x 24 collar): 5.05.800.027/0000
- Diffuser, rectangular, for filament lamp, without legend: **5.73.012.000/0202**
- Diffuser, rectangular, for LED, without legend: **5.73.012.000/0214**

LUMOTAST 75 illuminated pushbutton IP40, protruding lens, square collar



Pict.: with colourless lens

Mounting hole

Contact arrangement	Contact function	Colour of collar	Order no. without lens	Note
1 NC + 1 NO	momentary	black	1.15.108.256/0000	Please include the desired lens and diffuser in your order.
1 NC + 1 NO	latching	black	1.15.108.356/0000	Please include the desired lens and diffuser in your order.
2 NC + 2 NO	momentary	black	1.15.108.257/0000	Please include the desired lens and diffuser in your order.
2 NC + 2 NO	latching	black	1.15.108.357/0000	Please include the desired lens and diffuser in your order.

1

LUMO
75 (40)

Technical data see page 1 - 36

Lenses:


- Lens, rectangular, transparent colourless, for filament lamp or LED: **5.49.275.036/1002**
- Lens, rectangular, transparent red, for LED: **5.49.275.036/1301**
- Lens, rectangular, transparent red, for filament lamp: **5.49.275.036/1303**
- Lens, rectangular, transparent yellow, for filament lamp or LED: **5.49.275.036/1402**
- Lens, rectangular, transparent green, for filament lamp: **5.49.275.036/1502**
- Lens, rectangular, transparent green, for LED: **5.49.275.036/1503**
- Lens, rectangular, transparent blue, for filament lamp: **5.49.275.036/1601**

Accessories:

- Sealing cap IP 65 (for 18 x 18 collar): 5.05.200.009/0000
- Protective cap (for 18 x 18 collar): 5.05.800.030/0000
- Diffuser, square, for filament lamp, without legend: **5.73.013.000/0202**
- Diffuser, square, for LED, without legend: **5.73.013.000/0214**

1

LUMOTAST 75 keylock switch IP40



Mounting hole

Technical data

LUMO
75 (40)

General information

Form of lens see order block
 Colour of collar see order block
 Form of collar see order block

Dimensions

Length of collar see order block
 Diameter of collar see order block
 Width of collar see order block
 Overall height (without key) 7.5 mm
 Mounting depth see order block
 Mounting hole 16.2 mm

Mechanical design

Mounting ring nut
 Terminals solder terminals
 Contact system snap-action bridge contact
 Contact function see order block
 Contact arrangement see order block
 Contact materials Ag
 Illuminability no
 Lock cylinder lock
 Wafers 4 pins
 Lock type 1D 21
 Number of locking positions 45
 Main key no
 Symmetric key no
 Key removal position see order block

Mechanical characteristics

Rotating angle see order block

Electrical characteristics

Rated voltage AC max. 250 V

Rated voltage DC max. 220 V
 Rated voltage AC/DC min. 12 V
 Rated current AC max. 4 A
 Rated current DC max. 0.02 A
 Rated current AC/DC min. 5 mA
 Contact resistance acc. to life max. 200 mΩ
 Bouncing time max. 10 ms
 ESD-strength min. 14 kV

Other specifications

Operating life, at 250 V/2 A (operations) 50000 (momentary)
 Operating life, at 250 V/4 A (operations) 50000 (momentary)
 Degree of protection from front side IP40
 Ambient temp. operating min. -25 °C
 Ambient temp. operating max. +70 °C
 Storage temperature min. -40 °C
 Storage temperature max. +80 °C
 Resistance to constant environment according to IEC 600 68-2-3 and 2-30
 Resistance at variable environment according to IEC 60068-2-14 and 2-33
 Weight max. 35 g
 Approvals ENEC 25 T 55 (70), UL, CSA
 Flame class acc. to UL 94 V 1
 Hot wire ignition acc. to IEC 60695-2-1 yes

Typical accessories LUMOTAST 75 keylock switch IP40

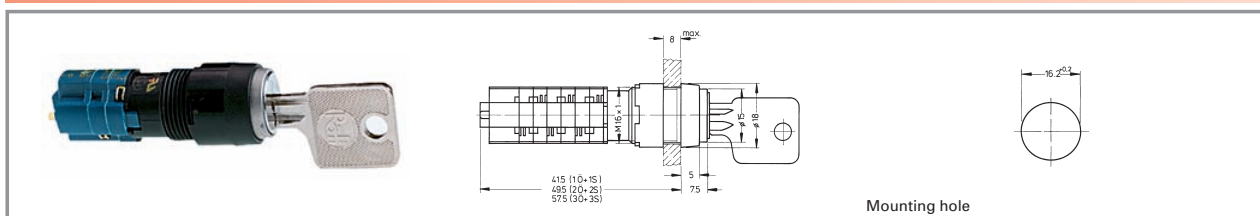
Description	Photo	Order no.	Additional accessories see page
Blanking cap, black, to cover spare holes, dimensions 18 x 24 mm		5.52.006.021/0100	5 - 26
Blanking cap, black, to cover spare holes, round 18 mm		5.52.006.022/0100	5 - 26
Fixing spanner M 15, M 16		5.58.002.019/0105	5 - 21

Typical accessories LUMOTAST 75 keylock switch IP40

Description	Photo	Order no.	Additional accessories see page
Key cap for LUMO 75		5.58.002.030/0000	
Spare key for LUMO 75 (1 key)		5.58.004.721/0000	

1

LUMOTAST 75 keylock switch IP40, round collar



LUMO
75 (40)

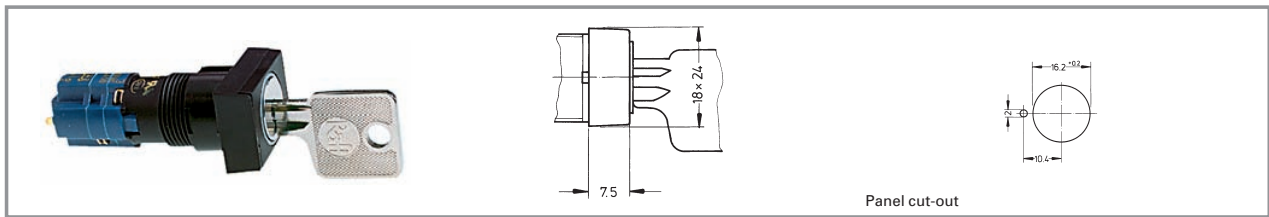
Contact arrangement	Contact function	Rotating angle	Key removal position	Colour of collar	Order no.
1 NC + 1 NO	latching	90°		black	1.15.108.851/0000
1 NC + 1 NO	latching	90°		black	1.15.108.911/0000
1 NC + 1 NO	momentary	45°		black	1.15.108.941/0000
2 NC + 2 NO	latching	90°		black	1.15.108.852/0000
2 NC + 2 NO	latching	90°		black	1.15.108.912/0000

Technical data see page 1 - 42

Included: 2 keys.
Other lock variants and contacts available on request.

1

LUMOTAST 75 keylock switch IP40, rectangular collar



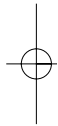
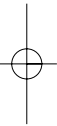
LUMO
75 (40)

Contact arrangement	Contact function	Rotating angle		Key removal position	Colour of collar	Order no.
1 NC + 1 NO	latching	90°		0	black	1.15.108.571/0100
1 NC + 1 NO	latching	90°		0+1	black	1.15.108.631/0100
1 NC + 1 NO	momentary	45°		0	black	1.15.108.661/0100
2 NC + 2 NO	latching	90°		0	black	1.15.108.572/0100
2 NC + 2 NO	latching	90°		0+1	black	1.15.108.632/0100

Technical data see page 1 - 42

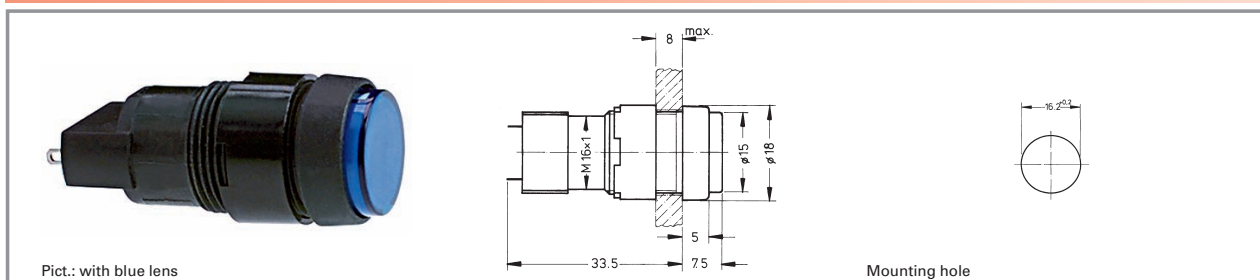
Included: 2 keys.

Other lock variants and contacts available on request.



1

LUMOTAST 75 IP40 signal lamp with lamp socket T 4.5



Technical data

LUMO 75 (40)

General information

Form of lens see order block
 Form of collar see order block
 Colour of collar see order block

Dimensions

Length of collar see order block
 Width of collar see order block
 Diameter of collar see order block
 Overall height 7.5 mm
 Mounting depth 33.5 mm
 Mounting hole 16.2 mm

Mechanical design

Mounting ring nut
 Terminals solder terminals
 Lamp socket T 4.5
 Lamp filament lamp / LED

Electrical characteristics

Voltage limit max. 42 V
 Power limit max. 1.2 W

Other specifications

Degree of protection from front side IP40
 Weight 5 g
 Approvals ENEC 25 T 55 (70), UL, CSA
 Ambient temp. operating min. -25 °C
 Ambient temp. operating max. +55 °C
 Storage temperature min. -40 °C
 Storage temperature max. +80 °C
 Resistance to constant environment according to IEC 600 68-2-3 and 2-30
 Resistance at variable environment according to IEC 60068-2-14 and 2-33

Typical accessories LUMOTAST 75 IP40 signal lamp with lamp socket T 4.5

Description	Photo	Order no.	Additional accessories see page
Filament lamp, T 4.5 base, 12 V		1.90.100.022/0000	5 - 6
Filament lamp, T 4.5 base, 24 V		1.90.100.023/0000	5 - 6
LED T 4.5 superbright, red, 24 V		1.90.690.331/0000	5 - 16
LED T 4.5 superbright, green, 24 V		1.90.690.332/0000	5 - 16
LED T 4.5 superbright, yellow, 24 V		1.90.690.333/0000	5 - 16
LED T 4.5 superbright, blue, 24 V		1.90.690.334/0000	5 - 16
LED T 4.5 superbright, white, 24 V		1.90.690.335/0000	5 - 16
LED T 4.5, red, 2-3 V (use external resistor)		1.90.692.001/0000	5 - 16

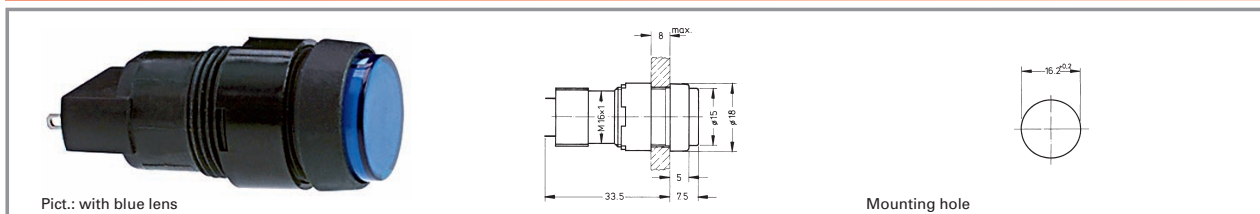
Typical accessories LUMOTAST 75 IP40 signal lamp with lamp socket T 4.5

Description	Photo	Order no.	Additional accessories see page
LED T 4.5, green, 2-3 V (use external resistor)		1.90.692.002/0000	5 - 16
LED T 4.5, yellow, 2-3 V (use external resistor)		1.90.692.003/0000	5 - 16
Blanking cap, black, to cover spare holes, dimensions 18 x 18 mm		5.52.006.020/0103	5 - 26
Blanking cap, black, to cover spare holes, dimensions 18 x 24 mm		5.52.006.021/0100	5 - 26
Blanking cap, black, to cover spare holes, round 18 mm		5.52.006.022/0100	5 - 26
Fixing spanner M 15, M 16		5.58.002.019/0105	5 - 21

1

LUMO
75 (40)

LUMOTAST 75 IP40 signal lamp with lamp socket T 4.5, round collar, protruding lens



Voltage limit max.	Power limit max.	Lamp socket	Colour of collar	Order no. without lens	Note
42 V	1.2 W	T 4.5	black	1.65.111.071/0000	Please include the desired lens and diffuser in your order.

Technical data see page 1 - 46

Lenses:

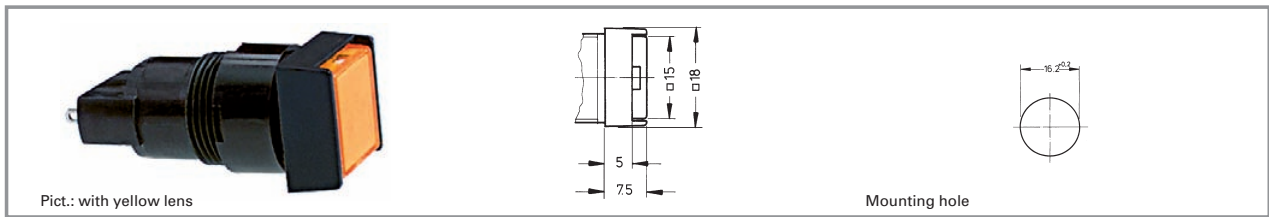
- Lens, round, transparent colourless, for filament lamp or LED: **5.49.257.011/1002**
- Lens, round, transparent red, for LED: **5.49.257.011/1301**
- Lens, round, transparent red, for filament lamp: **5.49.257.011/1303**
- Lens, round, transparent yellow, for filament lamp or LED: **5.49.257.011/1402**
- Lens, round, transparent green, for filament lamp: **5.49.257.011/1502**
- Lens, round, transparent green, for LED: **5.49.257.011/1503**
- Lens, round, transparent blue, for filament lamp: **5.49.257.011/1601**

Accessories:

- Diffuser, round, for filament lamp, without legend: **5.72.050.000/0202**
- Diffuser, round, for LED, without legend: **5.72.050.000/0214**

1

LUMOTAST 75 IP40 signal lamp, square collar, flush lens



Voltage limit max.	Power limit max.	Lamp socket	Colour of collar	Order no. without lens	Note
42 V	1.2 W	T 4.5	black	1.65.111.061/0000	Please include the desired lens and diffuser in your order.

Technical data see page 1 - 46

Lenses:

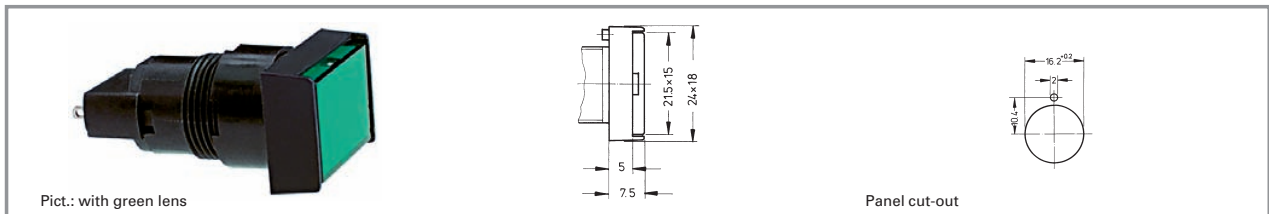
- Lens, rectangular, transparent colourless, for filament lamp or LED: **5.49.275.036/1002**
- Lens, rectangular, transparent red, for LED: **5.49.275.036/1301**
- Lens, rectangular, transparent red, for filament lamp: **5.49.275.036/1303**
- Lens, rectangular, transparent yellow, for filament lamp or LED: **5.49.275.036/1402**
- Lens, rectangular, transparent green, for filament lamp: **5.49.275.036/1502**
- Lens, rectangular, transparent green, for LED: **5.49.275.036/1503**
- Lens, rectangular, transparent blue, for filament lamp: **5.49.275.036/1601**

Accessories:

- Diffuser, square, for filament lamp, without legend: **5.73.013.000/0202**
- Diffuser, square, for LED, without legend: **5.73.013.000/0214**

LUMO
75 (40)

LUMOTAST 75 IP40 signal lamp, rectangular collar, flush lens



Voltage limit max.	Power limit max.	Lamp socket	Colour of collar	Order no. without lens	Note
42 V	1.2 W	T 4.5	black	1.65.111.051/0000	Please include the desired lens and diffuser in your order.

Technical data see page 1 - 46

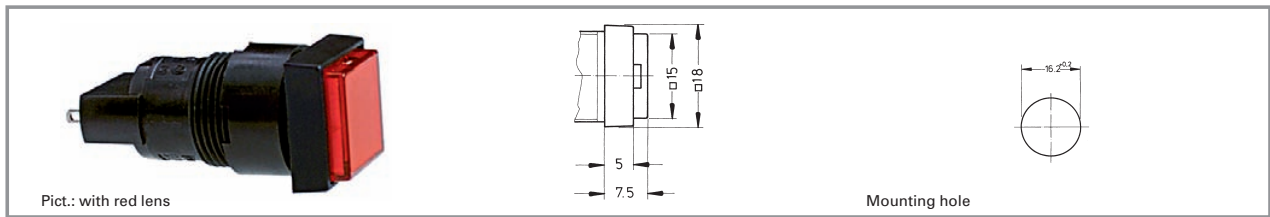
Lenses:

- Lens, rectangular, transparent colourless, for filament lamp or LED: **5.49.275.032/1002**
- Lens, rectangular, transparent red, for LED: **5.49.275.032/1301**
- Lens, rectangular, transparent red, for filament lamp: **5.49.275.032/1303**
- Lens, rectangular, transparent yellow, for filament lamp or LED: **5.49.275.032/1402**
- Lens, rectangular, transparent green, for filament lamp: **5.49.275.032/1502**
- Lens, rectangular, transparent green, for LED: **5.49.275.032/1503**
- Lens, rectangular, transparent blue, for filament lamp: **5.49.275.032/1601**

Accessories:

- Diffuser, rectangular, for filament lamp, without legend: **5.73.012.000/0202**
- Diffuser, rectangular, for LED, without legend: **5.73.012.000/0214**

LUMOTAST 75 IP40 signal lamp, square collar, protruding lens



Voltage limit max.	Power limit max.	Lamp socket	Colour of collar	Order no. without lens	Note
42 V	1.2 W	T 4.5	black	1.65.111.081/0000	Please include the desired lens and diffuser in your order.

Technical data see page 1 - 46

Lenses:

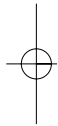
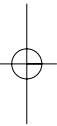
- Lens, rectangular, transparent colourless, for filament lamp or LED: **5.49.275.036/1002**
- Lens, rectangular, transparent red, for LED: **5.49.275.036/1301**
- Lens, rectangular, transparent red, for filament lamp: **5.49.275.036/1303**
- Lens, rectangular, transparent yellow, for filament lamp or LED: **5.49.275.036/1402**
- Lens, rectangular, transparent green, for filament lamp: **5.49.275.036/1502**
- Lens, rectangular, transparent green, for LED: **5.49.275.036/1503**
- Lens, rectangular, transparent blue, for filament lamp: **5.49.275.036/1601**

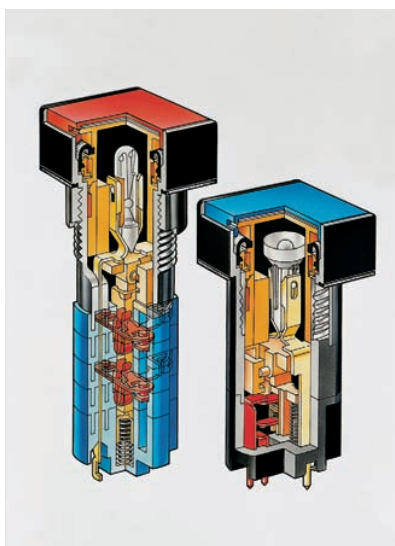
Accessories:

- Diffuser, square, for filament lamp, without legend: **5.73.013.000/0202**
- Diffuser, square, for LED, without legend: **5.73.013.000/0214**

1

LUMO
75 (40)





General data

LUMOTAST 75 IP65 pushbutton range

Illuminated pushbuttons and signal lamps with lamp socket T 4.5

- Mounting hole diameter 16.2 mm
- Degree of protection IP65
- Solder terminals for the following wire cross-sections:
 - Installed 0.5 mm² max.
 - Factory terminated 0.35 mm² max.
- 250 V/4 A max.
- 2 NC + 2 NO max. (3 NC + 3 NO on request)

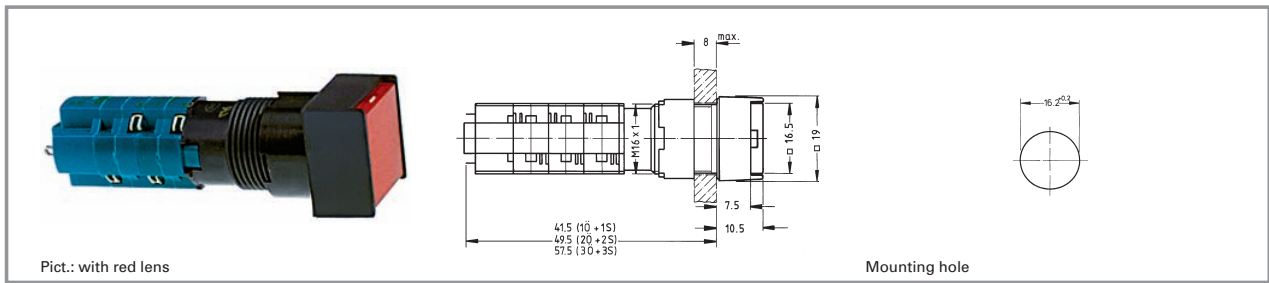
LUMO
75 (65)

Content

LUMOTAST 75 illuminated pushbutton IP65	1 - 52
LUMOTAST 75 illuminated pushbutton IP65, flush lens, square collar	1 - 54
LUMOTAST 75 illuminated pushbutton IP65, protruding lens, square collar	1 - 55
LUMOTAST 75 illuminated pushbutton IP65, flush lens, round collar	1 - 56
LUMOTAST 75 illuminated pushbutton IP65, protruding lens, round collar	1 - 57
LUMOTAST 75 illuminated pushbutton IP65, flush lens, rectangular collar	1 - 58
LUMOTAST 75 signal lamp IP65	1 - 60
LUMOTAST 75 signal lamp IP65, flush lens, square collar	1 - 61
LUMOTAST 75 signal lamp IP65, protruding lens, square collar	1 - 62
LUMOTAST 75 signal lamp IP65, flush lens, round collar	1 - 62
LUMOTAST 75 signal lamp IP65, protruding lens, round collar	1 - 63
LUMOTAST 75 signal lamp IP65, flush lens, rectangular collar	1 - 63

1

LUMOTAST 75 illuminated pushbutton IP65



Technical data

LUMO
75 (65)

General information

Form of lens see order block
Colour of lens see order block
Form of collar see order block
Colour of collar black

Rated current DC max. 0.2 A
Rated current AC/DC min. 5 mA
Contact resistance acc. to life max. 200 mΩ
Protection class II
ESD-strength min. 14 kV

Dimensions

Length of collar see order block
Diameter of collar see order block
Width of collar see order block
Overall height 10.5 mm
Mounting depth see order block
Mounting hole 16.2 mm

Other specifications

Operating life, at 250 V/2 A (operations) 200000 (momentary), 50000 (latching)
Operating life, at 250 V/4 A (operations) 60000 (momentary)

Mechanical design

Mounting ring nut
Terminals solder terminals
Contact system snap-action bridge contact
Contact function see order block
Contact arrangement see order block
Contact materials Ag
Illuminability yes
Lamp socket T 4.5

Degree of protection from front side IP65
Ambient temp. operating min. -25 °C
Ambient temp. operating without lamp max. +70 °C
Ambient temp. operating with lamp max. +55 °C
Storage temperature min. -40 °C
Storage temperature max. +80 °C
Resistance to constant environment according to IEC 600 68-2-3 and 2-30
Resistance at variable environment according to IEC 60068-2-14 and 2-33
Weight 15 g
Approvals ENEC 25 T 55 (70), UL, CSA
Flame class acc. to UL 94 V 0
Hot wire ignition acc. to IEC 60695-2-1 yes

Mechanical characteristics

Operating force 3 ... 6.5 N
Operating travel 2.5 mm
Switching travel NC 1.8 mm
Switching travel NO 0.9 mm
Robustness min. 100 N
















Electrical characteristics

Rated voltage AC max. 250 V
Rated voltage DC max. 220 V
Rated voltage AC/DC min. 12 V
Rated current AC max. 4 A

Typical accessories LUMOTAST 75 illuminated pushbutton IP65

Description	Photo	Order no.	Additional accessories see page
Filament lamp, T 4.5 base, 12 V		1.90.100.022/0000	5 - 6
Filament lamp, T 4.5 base, 24 V		1.90.100.023/0000	5 - 6

Typical accessories LUMOTAST 75 illuminated pushbutton IP65


Description	Photo	Order no.	Additional accessories see page
LED T 4.5 superbright, red, 24 V		1.90.690.331/0000	5 - 16
LED T 4.5 superbright, green, 24 V		1.90.690.332/0000	5 - 16
LED T 4.5 superbright, yellow, 24 V		1.90.690.333/0000	5 - 16
LED T 4.5 superbright, blue, 24 V		1.90.690.334/0000	5 - 16
LED T 4.5 superbright, white, 24 V		1.90.690.335/0000	5 - 16
LED T 4.5, red, 2-3 V (use external resistor)		1.90.692.001/0000	5 - 16
LED T 4.5, green, 2-3 V (use external resistor)		1.90.692.002/0000	5 - 16
LED T 4.5, yellow, 2-3 V (use external resistor)		1.90.692.003/0000	5 - 16
Lamp extractor for lamp diameter 4 mm		1.90.900.002/0000	5 - 20
Lamp extractor for lamp diameter 5-6 mm		1.90.900.004/0000	5 - 20
Protective cap (for 18 x 24 collar)		5.05.800.027/0000	5 - 24
Blanking cap, black, to cover spare holes, dimensions 18 x 18 mm		5.52.006.020/0103	5 - 26
Blanking cap, black, to cover spare holes, dimensions 18 x 24 mm		5.52.006.021/0100	5 - 26
Blanking cap, black, to cover spare holes, round 18 mm		5.52.006.022/0100	5 - 26
Fixing spanner M 15, M 16		5.58.002.019/0105	5 - 21

1

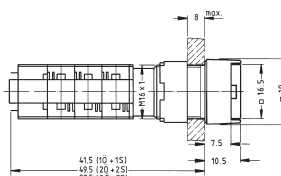
LUMO
75 (65)

1

LUMOTAST 75 illuminated pushbutton IP65, flush lens, square collar



Pict.: with red lens



Mounting hole

Contact arrangement	Contact function	Colour of collar	Order no. without lens	Note
1 NC + 1 NO	momentary	black	1.15.108.276/0000	Please include the desired lens in your order.
1 NC + 1 NO	latching	black	1.15.108.376/0000	Please include the desired lens in your order.
2 NC + 2 NO	momentary	black	1.15.108.277/0000	Please include the desired lens in your order.
2 NC + 2 NO	latching	black	1.15.108.377/0000	Please include the desired lens in your order.

**LUMO
75 (65)**

Technical data see page 1 - 52

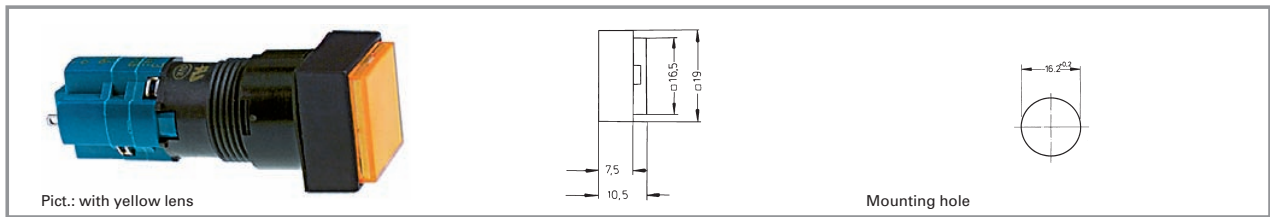
Lenses:

- Lens, square, transparent colourless, for filament lamp or LED: **5.49.277.052/1002**
- Lens, square, transparent red, for LED: **5.49.277.052/1301**
- Lens, square, transparent red, for filament lamp: **5.49.277.052/1303**
- Lens, square, transparent yellow, for filament lamp or LED: **5.49.277.052/1402**
- Lens, square, transparent green, for filament lamp: **5.49.277.052/1502**
- Lens, square, transparent green, for LED: **5.49.277.052/1503**
- Lens, square, transparent blue, for filament lamp: **5.49.277.052/1601**

Accessories:

- Legend insert, square, without legend: **5.70.629.000/2000**

LUMOTAST 75 illuminated pushbutton IP65, protruding lens, square collar



Pict.: with yellow lens

Mounting hole

Contact arrangement	Contact function	Colour of collar	Order no. without lens	Note
1 NC + 1 NO	momentary	black	1.15.108.281/0000	Please include the desired lens in your order.
1 NC + 1 NO	latching	black	1.15.108.381/0000	Please include the desired lens in your order.
2 NC + 2 NO	momentary	black	1.15.108.282/0000	Please include the desired lens in your order.
2 NC + 2 NO	latching	black	1.15.108.382/0000	Please include the desired lens in your order.

Technical data see page 1 - 52

Lenses:

- Lens, square, transparent colourless, for filament lamp or LED: **5.49.277.052/1002**
- Lens, square, transparent red, for LED: **5.49.277.052/1301**
- Lens, square, transparent red, for filament lamp: **5.49.277.052/1303**
- Lens, square, transparent yellow, for filament lamp or LED: **5.49.277.052/1402**
- Lens, square, transparent green, for filament lamp: **5.49.277.052/1502**
- Lens, square, transparent green, for LED: **5.49.277.052/1503**
- Lens, square, transparent blue, for filament lamp: **5.49.277.052/1601**

Accessories:

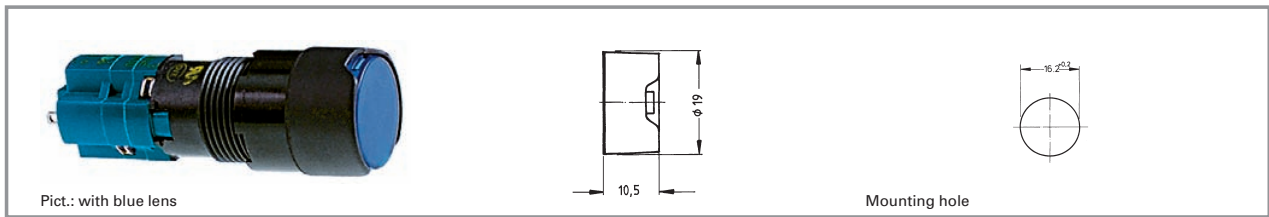
- Legend insert, square, without legend: **5.70.629.000/2000**

1

LUMO
75 (65)

1

LUMOTAST 75 illuminated pushbutton IP65, flush lens, round collar



Contact arrangement	Contact function	Colour of collar	Order no. without lens	Note
1 NC + 1 NO	momentary	black	1.15.108.481/0000	Please include the desired lens in your order.
1 NC + 1 NO	latching	black	1.15.108.981/0000	Please include the desired lens in your order.
2 NC + 2 NO	momentary	black	1.15.108.482/0000	Please include the desired lens in your order.
2 NC + 2 NO	latching	black	1.15.108.982/0000	Please include the desired lens in your order.

LUMO 75 (65)

Technical data see page 1 - 52

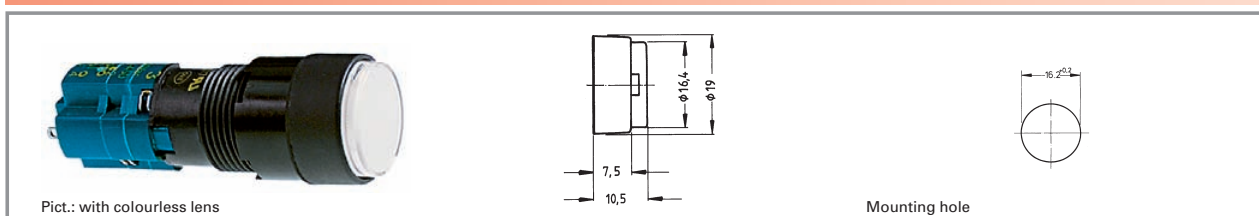
Lenses:

- Lens, round, transparent colourless, for filament lamp or LED: **5.49.259.013/1002**
- Lens, round, transparent red, for LED: **5.49.259.013/1301**
- Lens, round, transparent red, for filament lamp: **5.49.259.013/1303**
- Lens, round, transparent yellow, for filament lamp or LED: **5.49.259.013/1402**
- Lens, round, transparent green, for filament lamp: **5.49.259.013/1502**
- Lens, round, transparent green, for LED: **5.49.259.013/1503**
- Lens, round, transparent blue, for filament lamp: **5.49.259.013/1601**

Accessories:

- Legend insert, round, without legend: **5.70.059.000/2000**

LUMOTAST 75 illuminated pushbutton IP65, protruding lens, round collar



Contact arrangement	Contact function	Colour of collar	Order no. without lens	Note
1 NC + 1 NO	momentary	black	1.15.108.476/0000	Please include the desired lens in your order.
1 NC + 1 NO	latching	black	1.15.108.976/0000	Please include the desired lens in your order.
2 NC + 2 NO	momentary	black	1.15.108.477/0000	Please include the desired lens in your order.
2 NC + 2 NO	latching	black	1.15.108.977/0000	Please include the desired lens in your order.

Technical data see page 1 - 52

Lenses:

Lens, round, transparent colourless, for filament lamp or LED: **5.49.259.013/1002**

Lens, round, transparent red, for LED: **5.49.259.013/1301**

Lens, round, transparent red, for filament lamp: **5.49.259.013/1303**

Lens, round, transparent yellow, for filament lamp or LED: **5.49.259.013/1402**

Lens, round, transparent green, for filament lamp: **5.49.259.013/1502**

Lens, round, transparent green, for LED: **5.49.259.013/1503**

Lens, round, transparent blue, for filament lamp: **5.49.259.013/1601**

Accessories:

Legend insert, round, without legend: **5.70.059.000/2000**

1

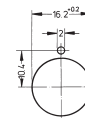
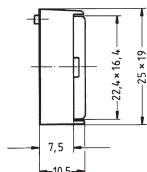
LUMO
75 (65)

1

LUMOTAST 75 illuminated pushbutton IP65, flush lens, rectangular collar



Pict.: with green lens, without threaded ring



Panel cut-out

Contact arrangement	Contact function	Colour of collar	Order no. without lens	Note
1 NC + 1 NO	momentary	black	1.15.108.076/0000	Please include the desired lens in your order.
1 NC + 1 NO	latching	black	1.15.108.176/0000	Please include the desired lens in your order.
2 NC + 2 NO	momentary	black	1.15.108.077/0000	Please include the desired lens in your order.
2 NC + 2 NO	latching	black	1.15.108.177/0000	Please include the desired lens in your order.

**LUMO
75 (65)**

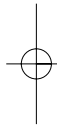
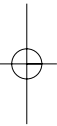
Technical data see page 1 - 52

Lenses:

- Lens, rectangular, transparent colourless, for filament lamp or LED: **5.49.277.058/1002**
- Lens, rectangular, transparent red, for LED: **5.49.277.058/1301**
- Lens, rectangular, transparent red, for filament lamp: **5.49.277.058/1303**
- Lens, rectangular, transparent yellow, for filament lamp or LED: **5.49.277.058/1402**
- Lens, rectangular, transparent green, for filament lamp: **5.49.277.058/1502**
- Lens, rectangular, transparent green, for LED: **5.49.277.058/1503**
- Lens, rectangular, transparent blue, for filament lamp: **5.49.277.058/1601**

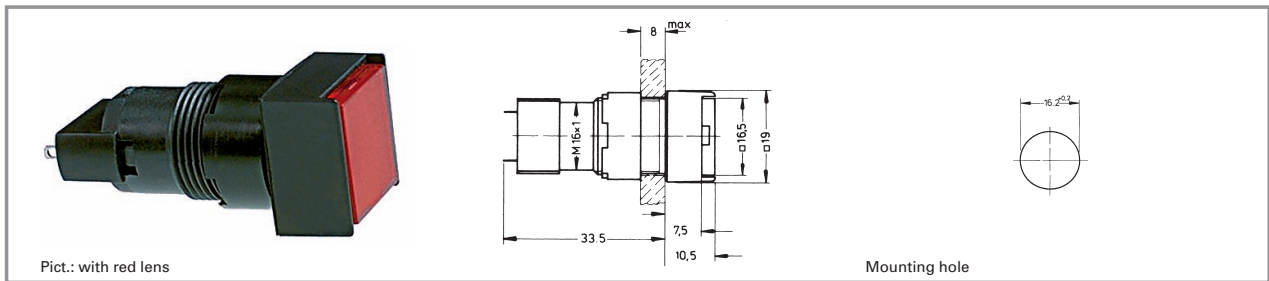
Accessories:

- Legend insert, rectangular without legend: **5.70.630.000/2000**



1

LUMOTAST 75 signal lamp IP65



Technical data

General information

Form of lens see order block
 Form of collar see order block
 Diameter of collar see order block

Electrical characteristics

Voltage limit max. 42 V
 Power limit max. 1.2 W

LUMO
75 (65)

Dimensions

Length of collar see order block
 Width of collar see order block
 Overall height 10.5 mm
 Mounting depth 33.5 mm
 Mounting hole 16.2 mm

Other specifications

Degree of protection from front side IP65
 Weight 5 g
 Approvals ENEC 25 T 55 (70), UL, CSA

Mechanical design

Mounting ring nut
 Terminals solder terminals
 Lamp socket T 4.5
 Lamp filament lamp / LED

Ambient temp. operating min. -25 °C

Ambient temp. operating max. +55 °C

Storage temperature min. -40 °C

Storage temperature max. +80 °C

Typical accessories LUMOTAST 75 signal lamp IP65

Description	Photo	Order no.	Additional accessories see page
Filament lamp, T 4.5 base, 12 V		1.90.100.022/0000	5 - 6
Filament lamp, T 4.5 base, 24 V		1.90.100.023/0000	5 - 6
LED T 4.5 superbright, red, 24 V		1.90.690.331/0000	5 - 16
LED T 4.5 superbright, green, 24 V		1.90.690.332/0000	5 - 16
LED T 4.5 superbright, yellow, 24 V		1.90.690.333/0000	5 - 16
LED T 4.5 superbright, blue, 24 V		1.90.690.334/0000	5 - 16
LED T 4.5 superbright, white, 24 V		1.90.690.335/0000	5 - 16
LED T 4.5, red, 2-3 V (use external resistor)		1.90.692.001/0000	5 - 16
LED T 4.5, yellow, 2-3 V (use external resistor)		1.90.692.003/0000	5 - 16

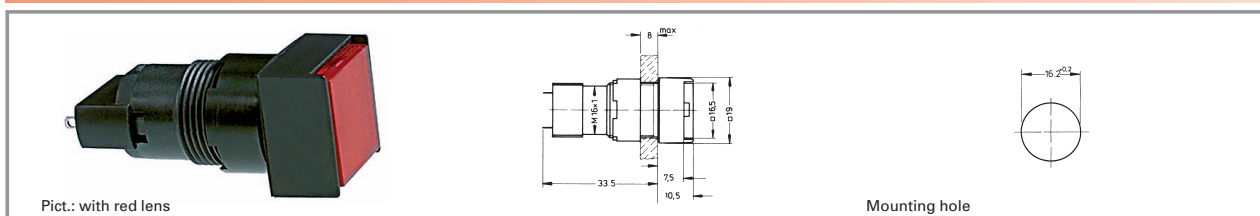
Typical accessories LUMOTAST 75 signal lamp IP65

Description	Photo	Order no.	Additional accessories see page
Lamp extractor for lamp diameter 4 mm		1.90.900.002/0000	5 - 20
Lamp extractor for lamp diameter 5-6 mm		1.90.900.004/0000	5 - 20
Blanking cap, black, to cover spare holes, dimensions 18 x 18 mm		5.52.006.020/0103	5 - 26
Blanking cap, black, to cover spare holes, dimensions 18 x 24 mm		5.52.006.021/0100	5 - 26
Blanking cap, black, to cover spare holes, round 18 mm		5.52.006.022/0100	5 - 26
Fixing spanner M 15, M 16		5.58.002.019/0105	5 - 21

1

LUMOTAST 75 signal lamp IP65, flush lens, square collar

LUMO
75 (65)



Voltage limit max.	Power limit max.	Lamp socket	Form of collar	Order no. without lens	Note
42 V	1.2 W	T 4.5	square	1.65.111.066/0000	Please include the desired lens in your order.

Technical data see page 1 - 60

Lenses:

- Lens, square, transparent colourless, for filament lamp or LED: **5.49.277.052/1002**
- Lens, square, transparent red, for LED: **5.49.277.052/1301**
- Lens, square, transparent red, for filament lamp: **5.49.277.052/1303**
- Lens, square, transparent yellow, for filament lamp or LED: **5.49.277.052/1402**
- Lens, square, transparent green, for filament lamp: **5.49.277.052/1502**
- Lens, square, transparent green, for LED: **5.49.277.052/1503**
- Lens, square, transparent blue, for filament lamp: **5.49.277.052/1601**

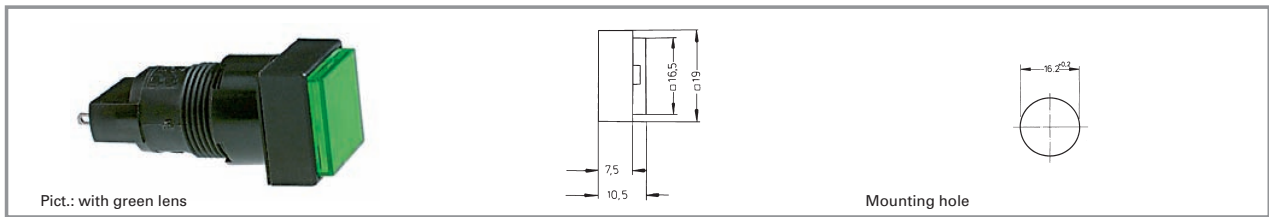
Accessories:

Legend insert, square, without legend: **5.70.629.000/2000**

For assembly, press the lens as far as possible.

1

LUMOTAST 75 signal lamp IP65, protruding lens, square collar



Voltage limit max.	Power limit max.	Lamp socket	Form of collar	Order no. without lens	Note
42 V	1.2 W	T 4.5	square	1.65.111.086/0000	Please include the desired lens in your order.

Technical data see page 1 - 60

Lenses:

- Lens, square, transparent colourless, for filament lamp or LED: **5.49.277.052/1002**
- Lens, square, transparent red, for LED: **5.49.277.052/1301**
- Lens, square, transparent red, for filament lamp: **5.49.277.052/1303**
- Lens, square, transparent yellow, for filament lamp or LED: **5.49.277.052/1402**
- Lens, square, transparent green, for filament lamp: **5.49.277.052/1502**
- Lens, square, transparent green, for LED: **5.49.277.052/1503**
- Lens, square, transparent blue, for filament lamp: **5.49.277.052/1601**

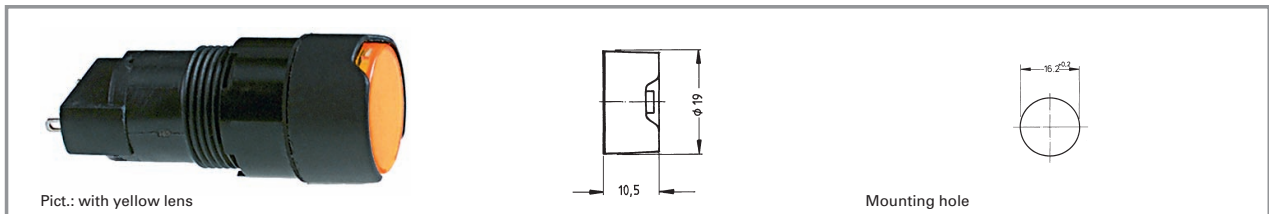
LUMO
75 (65)

Accessories:

- Legend insert, square, without legend: **5.70.629.000/2000**

For assembly, press the lens as far as possible.

LUMOTAST 75 signal lamp IP65, flush lens, round collar



Voltage limit max.	Power limit max.	Lamp socket	Form of collar	Order no. without lens	Note
42 V	1.2 W	T 4.5	round	1.65.111.096/0000	Please include the desired lens in your order.

Technical data see page 1 - 60

Lenses:

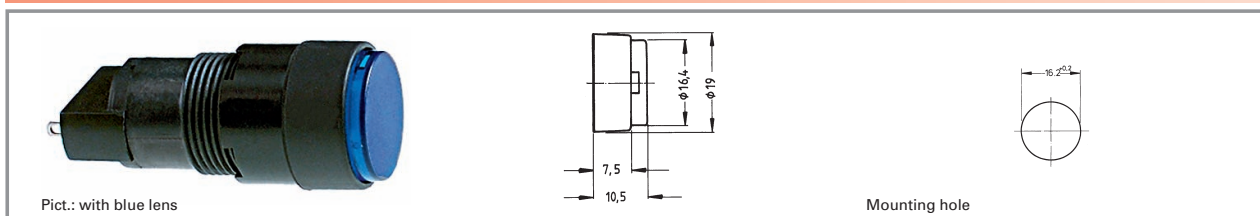
- Lens, round, transparent colourless, for filament lamp or LED: **5.49.259.013/1002**
- Lens, round, transparent red, for LED: **5.49.259.013/1301**
- Lens, round, transparent red, for filament lamp: **5.49.259.013/1303**
- Lens, round, transparent yellow, for filament lamp or LED: **5.49.259.013/1402**
- Lens, round, transparent green, for filament lamp: **5.49.259.013/1502**
- Lens, round, transparent green, for LED: **5.49.259.013/1503**
- Lens, round, transparent blue, for filament lamp: **5.49.259.013/1601**

Accessories:

- Legend insert, round, without legend: **5.70.059.000/2000**

For assembly, press the lens as far as possible.

LUMOTAST 75 signal lamp IP65, protruding lens, round collar



Voltage limit max.	Power limit max.	Lamp socket	Form of collar	Order no. without lens	Note
42 V	1.2 W	T 4.5	round	1.65.111.076/0000	Please include the desired lens in your order.

Technical data see page 1 - 60

Lenses:

- Lens, round, transparent colourless, for filament lamp or LED: **5.49.259.013/1002**
- Lens, round, transparent red, for LED: **5.49.259.013/1301**
- Lens, round, transparent red, for filament lamp: **5.49.259.013/1303**
- Lens, round, transparent yellow, for filament lamp or LED: **5.49.259.013/1402**
- Lens, round, transparent green, for filament lamp: **5.49.259.013/1502**
- Lens, round, transparent green, for LED: **5.49.259.013/1503**
- Lens, round, transparent blue, for filament lamp: **5.49.259.013/1601**

Accessories:

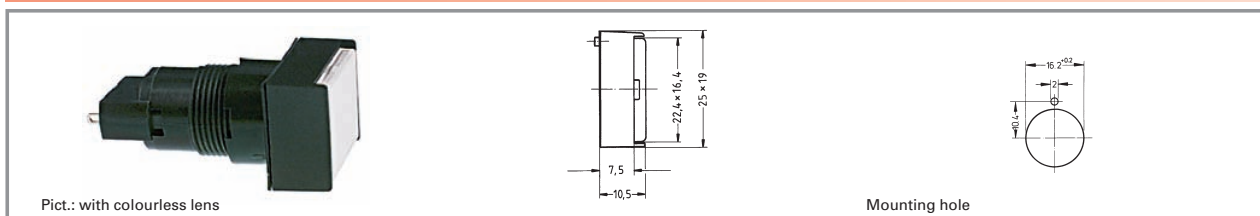
- Legend insert, round, without legend: **5.70.059.000/2000**

For assembly, press the lens as far as possible.

1

LUMO
75 (65)

LUMOTAST 75 signal lamp IP65, flush lens, rectangular collar



Voltage limit max.	Power limit max.	Lamp socket	Form of collar	Order no. without lens	Note
42 V	1.2 W	T 4.5	rectangular	1.65.111.056/0000	Please include the desired lens in your order.

Technical data see page 1 - 60

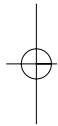
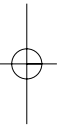
Lenses:

- Lens, rectangular, transparent colourless, for filament lamp or LED: **5.49.277.058/1002**
- Lens, rectangular, transparent red, for LED: **5.49.277.058/1301**
- Lens, rectangular, transparent red, for filament lamp: **5.49.277.058/1303**
- Lens, rectangular, transparent yellow, for filament lamp or LED: **5.49.277.058/1402**
- Lens, rectangular, transparent green, for filament lamp: **5.49.277.058/1502**
- Lens, rectangular, transparent green, for LED: **5.49.277.058/1503**
- Lens, rectangular, transparent blue, for filament lamp: **5.49.277.058/1601**

Accessories:

- Legend insert, rectangular without legend: **5.70.630.000/2000**

For assembly, press the lens as far as possible.





General data

- Keylock switch for a mounting hole diameter of 16.2 mm
- 42 V max.
 - 100 mA
 - Design matches with LUMOTAST FK and 75 IP40.

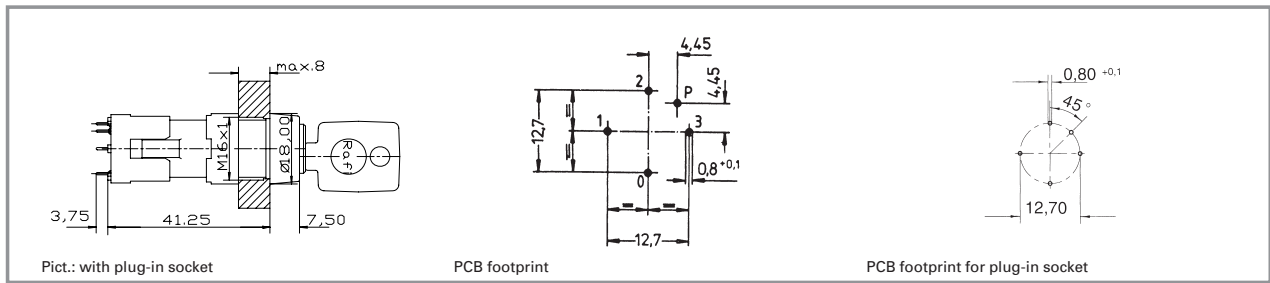
Key
swit-
ches

Content

Keylock switch	1 - 66
Keylock switch, round collar	1 - 67
Keylock switch, rectangular collar	1 - 67
Priority keylock switch	1 - 68
Priority keylock switch, round collar	1 - 69
Priority keylock switch, rectangular collar	1 - 69

1

Keylock switch



Technical data

General information

Form of collar see order block

Dimensions

Length of collar see order block
 Diameter of collar see order block
 Width of collar see order block
 Overall height 7.5 mm
 Mounting depth 39.5 mm; with plug-in socket 41.25
 Mounting hole 16.2 mm

Mechanical design

Mounting ring nut
 Terminals solder terminals
 Contact system sliding contact, self cleaning
 Contact function latching
 Contact arrangement 1 NO at every switching position
 Contact materials Au alloy
 Illuminability no

Mechanical design of lock

Lock cylinder lock with pin tumblers
 Wafers 5 pins
 Lock type 5001
 Number of locking positions 10000
 Main key on request
 Symmetric key on request
 Key removal position see order block

Mechanical characteristics

Torque for actuating 0.035 Nm
 Torque against stop 1.8 Nm

Electrical characteristics

Rated voltage AC/DC max. 42 V
 Rated voltage AC/DC min. see order block
 Rated current AC/DC max. 100 mA
 Rated current AC/DC min. 5 mA
 ESD strength max. 12 kV
 Insulation resistance min. $6 \times 10^8 \Omega$
 Contact resistance max. 200 m Ω

Other specifications

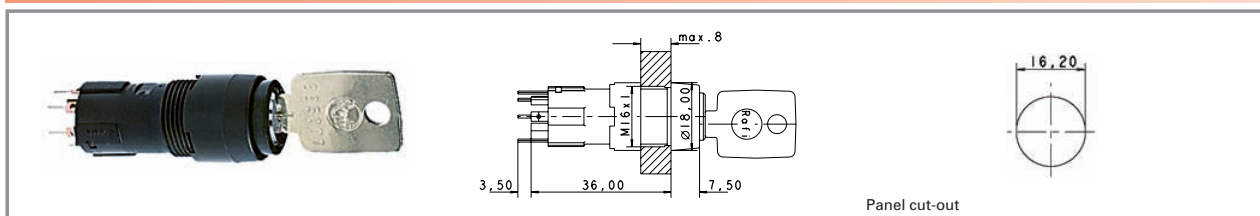
Operating life 50000
 Degree of protection from front side IP65
 Ambient temp. operating min. -25 °C
 Ambient temp. operating max. +70 °C
 Storage temperature min. -40 °C
 Storage temperature max. +80 °C
 Resistance to constant environment according to IEC 600 68-2-3 and 2-30
 Soldering temperature max. 350 °C
 Resistance at variable environment according to IEC 60068-2-14 and 2-33
 Weight 29 g
 Soldering time max. 3 sec.
 Rotating angle see order block

Key switches

Typical accessories Keylock switch

Description	Photo	Order no.	Additional accessories see page
Plug-in socket for PCB mounting		5.05.510.298/0000	5 - 23
Fixing spanner M 15, M 16		5.58.002.019/0105	5 - 21
Spare key (1 key)		5.58.011.001/0000	

Keylock switch, round collar



Contact arrangement	Contact function	Rotating angle		Key removal position	Order no.
1 NO at every switching position	latching	1 x 90°		0+1	1.10.118.612/0000
1 NO at every switching position	latching	2 x 90°		0	1.10.118.513/0000
1 NO at every switching position	latching	2 x 90°		0+1+2	1.10.118.713/0000
1 NO at every switching position	latching	3 x 90°		0+1+2+3	1.10.118.814/0000

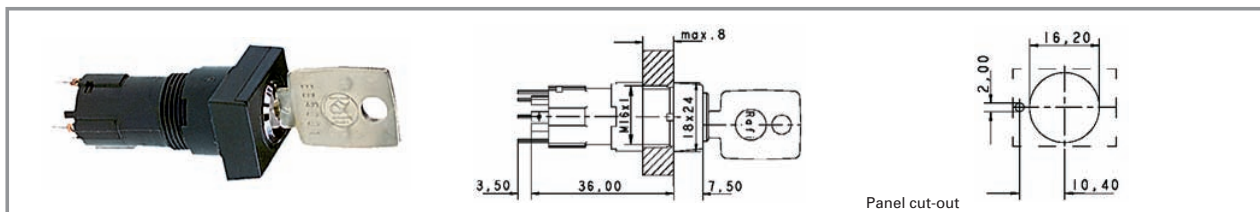
Technical data see page 1 - 66

Included: 2 keys.

1

Key switches

Keylock switch, rectangular collar



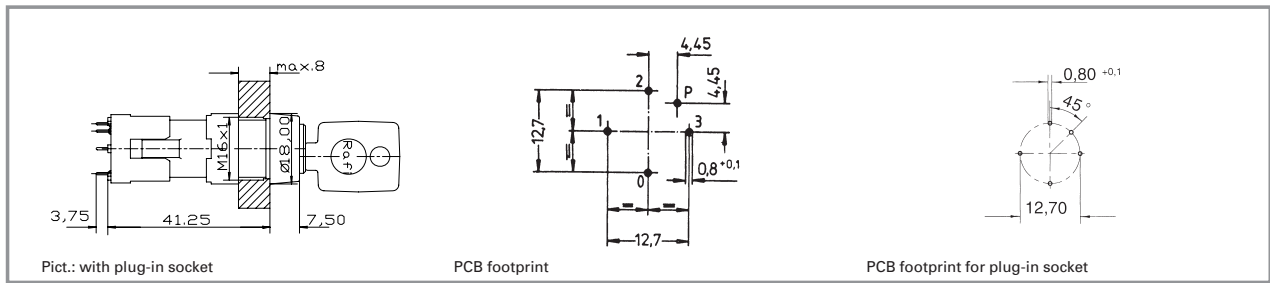
Contact arrangement	Contact function	Rotating angle		Key removal position	Order no.
1 NO at every switching position	latching	1 x 90°		0+1	1.10.118.212/0000
1 NO at every switching position	latching	2 x 90°		0+1+2	1.10.118.313/0000
1 NO at every switching position	latching	3 x 90°		0+1+2+3	1.10.118.414/0000

Technical data see page 1 - 66

Included: 2 keys.

1

Priority keylock switch



Technical data

General information

Form of collar see order block

Dimensions

Length of collar see order block
 Diameter of collar see order block
 Width of collar see order block
 Overall height 7.5 mm
 Mounting depth 39.5 mm; with plug-in socket 41.25 mm
 Mounting hole 16.2 mm

Mechanical design

Mounting ring nut
 Terminals solder terminals
 Contact system sliding contact, self cleaning
 Contact function latching
 Contact arrangement 1 NO at every switching position
 Contact materials Au alloy
 Illuminability no

Mechanical design of lock

Lock cylinder lock with pin tumblers
 Wafers 5 pins
 Lock type 5001
 Number of locking positions 10000
 Main key yes
 Symmetric key yes
 Key removal position see order block

Mechanical characteristics

Torque for actuating 0.035 Nm
 Torque against stop 1.8 Nm

Electrical characteristics

Rated voltage AC/DC max. 42 V
 Rated voltage AC/DC min. 5 V
 Rated current AC/DC max. 100 mA
 Rated current AC/DC min. 5 mA
 ESD strength max. 12 kV
 Insulation resistance min. $6 \times 10^8 \Omega$
 Contact resistance max. 200 m Ω

Other specifications

Operating life 50000
 Degree of protection from front side IP65
 Ambient temp. operating min. -25 °C
 Ambient temp. operating max. +70 °C
 Storage temperature min. -40 °C
 Storage temperature max. +80 °C
 Resistance to constant environment according to IEC 600 68-2-3 and 2-30
 Soldering temperature max. 350 °C
 Resistance at variable environment according to IEC 60068-2-14 and 2-33
 Weight 29 g
 Soldering time max. 3 sec.
 Rotating angle see order block

Key switches

Typical accessories Priority keylock switch

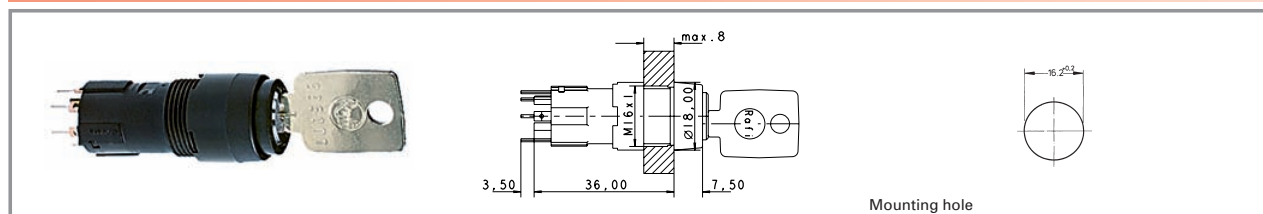
Description	Photo	Order no.	Additional accessories see page
Plug-in socket for PCB mounting		5.05.510.298/0000	5 - 23
Fixing spanner M 15, M 26		5.58.002.019/0105	5 - 21
Set of spare keys (3 keys) for 3 x 90° type		5.58.099.010/0000	

Typical accessories Priority keylock switch

Description	Photo	Order no.	Additional accessories see page
Set of spare keys (2 keys) for 2 x 90° type		5.58.099.011/0000	

1

Priority keylock switch, round collar



Mounting hole

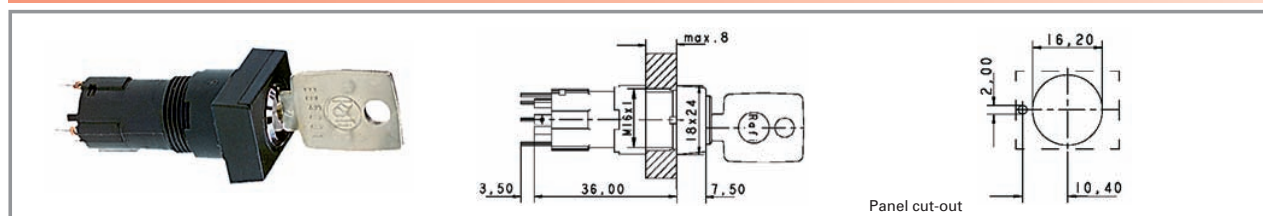
Contact arrangement	Contact function	Rotating angle	Key removal position	Order no.
1 NO at every switching position	latching	2 x 90°	0	1.10.119.611/0000
1 NO at every switching position	latching	3 x 90°	0	1.10.119.617/0000
1 NO at every switching position	latching	3 x 90°	0+1+2+3	1.10.119.967/0000

Key switches

Technical data see page 1 - 68

Included with 2 x 90° type: 2 keys; with 3 x 90° type: 3 keys.
Key 1 switches to lock position 1, key 2 switches to lock positions 1 and 2, etc...

Priority keylock switch, rectangular collar

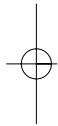
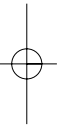


Panel cut-out

Contact arrangement	Contact function	Rotating angle	Key removal position	Order no.
1 NO at every switching position	latching	2 x 90°	0	1.10.119.111/0000
1 NO at every switching position	latching	3 x 90°	0	1.10.119.117/0000
1 NO at every switching position	latching	3 x 90°	0+1+2+3	1.10.119.467/0000

Technical data see page 1 - 68

Included with 2 x 90° type: 2 keys; with 3 x 90° type: 3 keys.
Key 1 switches to lock position 1, key 2 switches to lock positions 1 and 2, etc...





General data

Various pushbuttons for mounting hole diameters from 9.1 mm to 20.3 mm.


Content

Pushbutton opaque, mounting hole diameter 9.1 mm, non-illuminated, 24 V/100 mA	1 - 72
Pushbutton opaque, mounting hole diameter 9.1 mm, non-illuminated, 24 V/0.1 A	1 - 73
Illuminable pushbutton, mounting hole diameter 9.1 mm, 24 V/0.5 A	1 - 74
Illuminable pushbutton, mounting hole diameter 9.1 mm, 24 V/0.5 A	1 - 75
Pushbutton, opaque, mounting hole diameter 15.2 mm, 250 V/0.7 A	1 - 76
Pushbutton, opaque, mounting hole diameter 15.2 mm	1 - 77
Pushbutton, opaque, mounting hole diameter 16.2 mm, 250 V/2 A	1 - 78
Pushbutton, opaque, mounting hole diameter 16.2 mm, 250 V/2 A	1 - 79
Pushbutton, opaque, mounting hole diameter 18.2 mm, 250 V/2 A	1 - 80
Pushbutton, opaque, mounting hole diameter 18.2 mm, 250 V/2 A	1 - 81
Illuminable pushbutton, with lamp socket BA9s (MBC/MCC), mounting hole diameter 20.3 mm, 250 V/2 A	1 - 82
Illuminable pushbutton, with lamp socket BA9s (MBC/MCC), mounting hole diameter 20.3 mm, 250 V/2 A	1 - 83

Other Pushb.

1

Pushbutton opaque, mounting hole diameter 9.1 mm, non-illuminated, 24 V/100 mA



Pict.: white lens

Panel cut-out

Technical data

General information

Form of lens protruding lens
 Colour of lens see order block
 Form of collar round

Dimensions

Diameter of collar 11 mm
 Overall height 4.5 mm
 Mounting depth 25.5 mm
 Mounting hole 9.1 mm

Mechanical design

Mounting ring nut
 Terminals solder terminals
 Contact system bridge contact
 Contact function momentary
 Contact arrangement 1 NO
 Contact materials Ag
 Illuminability no
 Lamp socket no

Mechanical characteristics

Operating force max. 7 N
 Operating travel 2 mm
 Switching travel NO 1.3 mm
 Robustness min. 100 N

Electrical characteristics

Rated voltage AC max. 24 V
 Rated voltage DC max. 24 V
 Rated current max. 0.1 A
 Contact resistance max. 200 mΩ

Other specifications

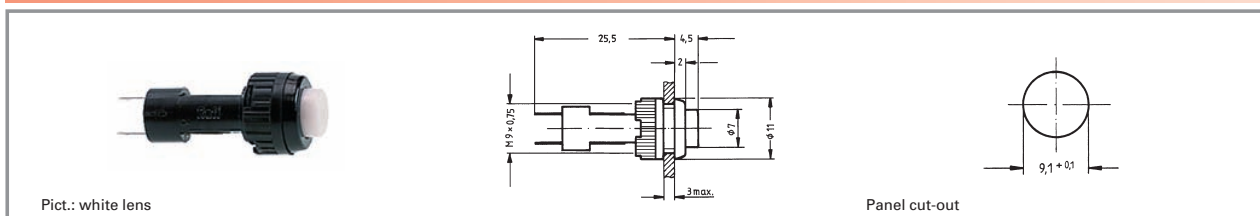
Operating life 40000
 Degree of protection from front side IP40
 Ambient temp. operating min. -25 °C
 Ambient temp. operating max. +70 °C
 Storage temperature min. -40 °C
 Storage temperature max. +80 °C
 Resistance to constant environment according to IEC 600 68-2-3 and 2-30
 Resistance at variable environment according to IEC 60068-2-14 and 2-33
 Weight 2 g
 Soldering time max. 3 sec.
 Soldering temperature max. 350 °C

Other Pushb.

Typical accessories Pushbutton opaque, mounting hole diameter 9.1 mm, non-illuminated, 24 V/100 mA

Description	Photo	Order no.	Additional accessories see page
Fixing spanner M 9, M 10		5.58.002.025/0105	5 - 21

Pushbutton opaque, mounting hole diameter 9.1 mm, non-illuminated, 24 V/0.1 A



Pict.: white lens

Panel cut-out

Contact arrangement	Contact function	Illuminability	Rated voltage DC max.	Colour of lens	Order no.
1 NO	momentary	no	24 V	opaque black	1.10.107.011/0104
1 NO	momentary	no	24 V	opaque white	1.10.107.011/0205
1 NO	momentary	no	24 V	opaque red	1.10.107.011/0301
1 NO	momentary	no	24 V	opaque yellow	1.10.107.011/0404
1 NO	momentary	no	24 V	opaque green	1.10.107.011/0507


Technical data see page 1 - 72

1

Other Pushb.

1

Illuminable pushbutton, mounting hole diameter 9.1 mm, 24 V/0.5 A



Pict.: red

Panel cut-out

Technical data

General information

Form of lens protruding lens
Colour of lens see order block
Form of collar round

Dimensions

Diameter of collar 11 mm
Overall height 7 mm
Mounting depth 25 mm
Mounting hole 9.1 mm

Mechanical design

Mounting ring nut
Terminals solder terminals
Contact system bridge contact
Contact function momentary
Contact arrangement 1 NC + 1 NO
Contact materials Au
Illuminability see order block
Lamp socket no

Mechanical characteristics

Operating force max. 5 N
Operating travel 1.5 mm
Switching travel NC 0.5 mm
Switching travel NO 1 mm
Robustness min. 100 N

Electrical characteristics

Rated voltage AC/DC max. 24 V
Rated voltage DC max. 24 V

Rated current max. 0.5 A
Contact resistance when new max. 50 mΩ
Contact resistance acc. to life max. 300 mΩ
Bouncing time max. 10 ms
Lamp voltage see order block

Other specifications

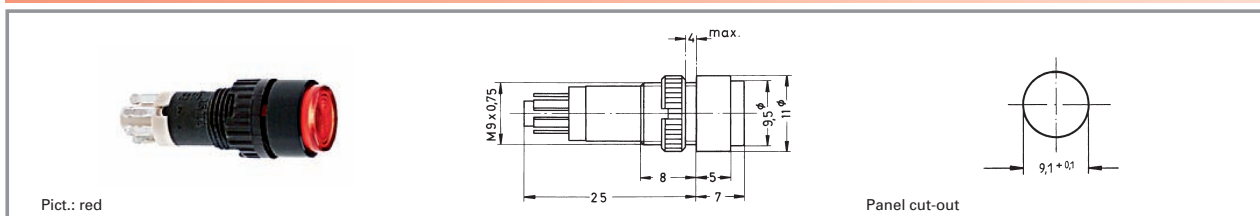
Operating life key switch 200000
Operating life filament lamp see order block
Degree of protection from front side IP40
Ambient temp. operating min. -25 °C
Ambient temp. operating max. +70 (LED +55) °C
Storage temperature min. -40 °C
Storage temperature max. +80 °C
Resistance to constant environment according to IEC 600 68-2-3 and 2-30
Soldering temperature max. 350 °C
Resistance at variable environment according to IEC 60068-2-14 and 2-33
Weight 3 g
Soldering time max. 3 sec.

Other Pushb.

Typical accessories Illuminable pushbutton, mounting hole diameter 9.1 mm, 24 V/0.5 A

Description	Photo	Order no.	Additional accessories see page
Fixing spanner M 9, M 10		5.58.002.025/0105	5 - 21

Illuminable pushbutton, mounting hole diameter 9.1 mm, 24 V/0.5 A



1

Contact arrangement	Contact function	Illuminability	Lamp voltage	Colour of lens	Order no.
1 NC + 1 NO	momentary	filament lamp	24 V / 0.7 W	transparent colourless	1.15.106.021/1002
1 NC + 1 NO	momentary	filament lamp	24 V / 0.7 W	transparent red	1.15.106.021/1307
1 NC + 1 NO	momentary	filament lamp	24 V / 0.7 W	transparent yellow	1.15.106.021/1403
1 NC + 1 NO	momentary	filament lamp	24 V / 0.7 W	transparent green	1.15.106.021/1510
1 NC + 1 NO	momentary	no		opaque black	1.15.106.301/0104
1 NC + 1 NO	momentary	no		opaque white	1.15.106.301/0214
1 NC + 1 NO	momentary	no		opaque red	1.15.106.301/0313
1 NC + 1 NO	momentary	no		opaque yellow	1.15.106.301/0410
1 NC + 1 NO	momentary	no		opaque green	1.15.106.301/0518
1 NC + 1 NO	momentary	LED super bright white	2 V/10 mA external series resistor	transparent white	1.15.106.505/1000
1 NC + 1 NO	momentary	LED super bright red	2 V/10 mA external series resistor	transparent red	1.15.106.501/1300
1 NC + 1 NO	momentary	LED super bright yellow	2 V/10 mA external series resistor	transparent yellow	1.15.106.503/1400
1 NC + 1 NO	momentary	LED super bright green	2 V/10 mA external series resistor	transparent green	1.15.106.502/1500
1 NC + 1 NO	momentary	LED super bright blue	2 V/10 mA external series resistor	transparent blue	1.15.106.504/1600

Other Pushb.

Technical data see page 1 - 74


Recommended values for external series resistor for LED:

- 5 - 7 V = 270 Ω, 0.25 W
- 12 - 14 V = 680 Ω, 0.5 W
- 24 - 28 V = 1500 Ω, 1 W

Operating life filament Lamp: approx. 2000 h.

1

Pushbutton, opaque, mounting hole diameter 15.2 mm, 250 V/0.7 A



Technical data

General information

Form of lens protruding lens
 Colour of lens see order block
 Form of collar round

Dimensions

Diameter of collar 19 mm
 Overall height 8.2 mm
 Mounting depth 21.5 mm
 Mounting hole 15.2 mm

Mechanical design

Mounting ring nut
 Terminals see order block
 Contact system bridge contact
 Contact function momentary
 Contact arrangement see order block
 Contact materials Ag
 Illuminability no
 Lamp socket no

Mechanical characteristics

Operating force max. 7.5 N
 Operating travel 3 mm
 Switching travel NC 1.2 mm
 Switching travel NO 2.0 mm
 Robustness min. 100 N

Electrical characteristics

Rated voltage AC max. 250 V

Rated current max. 0.7 A
 Contact resistance when new max. 50 mΩ
 Contact resistance acc. to life max. 300 mΩ

Other specifications

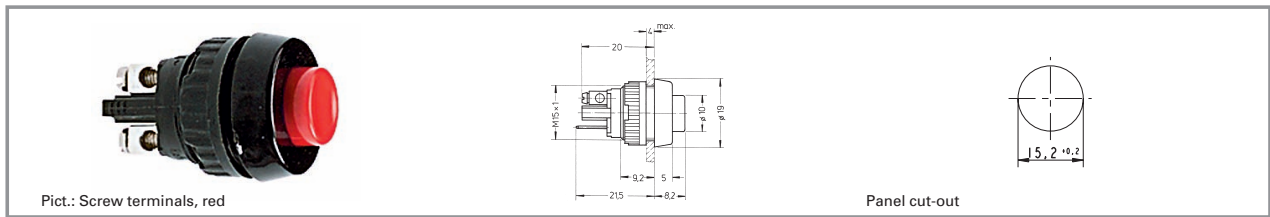
Operating life 25000
 Degree of protection from front side IP40 (IP65 with sealing cap)
 Ambient temp. operating min. -25 °C
 Ambient temp. operating max. +85 °C
 Storage temperature min. -40 °C
 Storage temperature max. +90 °C
 Resistance to constant environment according to IEC 600 68-2-3 and 2-30
 Resistance at variable environment according to IEC 60068-2-14 and 2-33
 Weight 7 g
 Approvals ENEC T 85/55
 Flame class acc. to UL 94 V 0
 Hot wire ignition acc. to IEC 60695-2-1 yes

Other Pushb.

Typical accessories Pushbutton, opaque, mounting hole diameter 15.2 mm, 250 V/0.7 A

Description	Photo	Order no.	Additional accessories see page
Sealing cap, transparent (IP65)		5.52.008.115/0000	
Fixing spanner M 15, M 16		5.58.002.019/0105	5 - 21

Pushbutton, opaque, mounting hole diameter 15.2 mm



Pict.: Screw terminals, red

Panel cut-out

Contact arrangement	Contact function	Illuminability	Terminals	Colour of lens	Order no.
1 NO	momentary	no	screw terminals	opaque black	1.10.001.001/0104
1 NO	momentary	no	screw terminals	opaque white	1.10.001.001/0205
1 NO	momentary	no	screw terminals	opaque red	1.10.001.001/0301
1 NO	momentary	no	screw terminals	opaque green	1.10.001.001/0507
1 NO	momentary	no	solder/quick connector 6.3x0.8 / 2x 2.8x0.8mm	opaque black	1.10.001.011/0104
1 NO	momentary	no	solder/quick connector 6.3x0.8 / 2x 2.8x0.8mm	opaque white	1.10.001.011/0205
1 NO	momentary	no	solder/quick connector 6.3x0.8 / 2x 2.8x0.8mm	opaque red	1.10.001.011/0301
1 NO	momentary	no	solder/quick connector 6.3x0.8 / 2x 2.8x0.8mm	opaque green	1.10.001.011/0507
1 NC	momentary	no	screw terminals	opaque black	1.10.001.151/0104
1 NC	momentary	no	screw terminals	opaque red	1.10.001.151/0301
1 NC	momentary	no	solder/quick connector 6.3x0.8 / 2x 2.8x0.8mm	opaque black	1.10.001.161/0104
1 NC	momentary	no	solder/quick connector 6.3x0.8 / 2x 2.8x0.8mm	opaque red	1.10.001.161/0301

Technical data see page 1 - 76

Quick-connector 6.3 x 0.8 mm. The connector is splitted and also usable for two connectors 2.8 x 0.8 mm.

1

Other Pushb.

1

Pushbutton, opaque, mounting hole diameter 16.2 mm, 250 V/2 A



Pict.: green

Panel cut-out

Technical data

General information

Form of lens protruding lens
 Colour of lens see order block
 Form of collar round

Dimensions

Diameter of collar 20 mm
 Overall height 9 mm
 Mounting depth 41 mm
 Mounting hole 16.2 mm

Mechanical design

Mounting ring nut
 Terminals screw terminals
 Contact system bridge contact
 Contact function momentary
 Contact arrangement see order block
 Contact materials Ag
 Illuminability no
 Lamp socket no

Mechanical characteristics

Operating force max. 7.5 N
 Operating travel 4.3 mm
 Switching travel NC 1.3 mm
 Switching travel NO 2.2 mm
 Robustness min. 100 N

Electrical characteristics

Rated voltage AC max. 250 V
 Rated current max. 2 A
 Contact resistance when new max. 100 mΩ

Other specifications

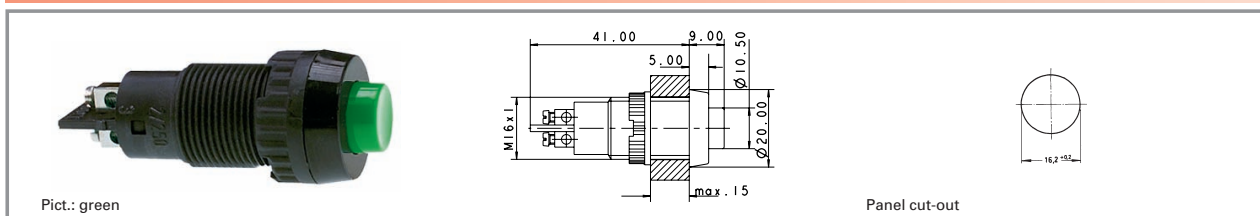
Operating life 150000
 Degree of protection from front side IP40 (IP65 with sealing cap)
 Ambient temp. operating min. -25 °C
 Ambient temp. operating max. +85 °C
 Storage temperature min. -40 °C
 Storage temperature max. +90 °C
 Resistance to constant environment according to IEC 600 68-2-3 and 2-30
 Resistance at variable environment according to IEC 60068-2-14 and 2-33
 Weight 11 g
 Approvals ENEC 25 T 85
 Flame class acc. to UL 94 V 0
 Hot wire ignition acc. to IEC 60695-2-1 yes

Other Pushb.

Typical accessories Pushbutton, opaque, mounting hole diameter 16.2 mm, 250 V/2 A

Description	Photo	Order no.	Additional accessories see page
Sealing cap, black (IP65)		5.52.008.101/0100	
Sealing cap, red (IP65)		5.52.008.101/0300	
Protective sleeve for terminals		5.52.011.026/0100	
Protection against contact to VBG 4		5.55.101.715/0200	5 - 25
Fixing spanner M 15, M 16		5.58.002.019/0105	5 - 21

Pushbutton, opaque, mounting hole diameter 16.2 mm, 250 V/2 A



Pict.: green

Panel cut-out

1


Contact arrangement	Contact function	Illuminability	Rated voltage AC max.	Colour of lens	Order no.
1 NO	momentary	no	250 V	opaque black	1.10.102.001/0104
1 NO	momentary	no	250 V	opaque white	1.10.102.001/0205
1 NO	momentary	no	250 V	opaque red	1.10.102.001/0301
1 NO	momentary	no	250 V	opaque green	1.10.102.001/0507
1 NC	momentary	no	250 V	opaque black	1.10.102.011/0104
1 NC	momentary	no	250 V	opaque red	1.10.102.011/0301

Technical data see page 1 - 78

Other Pushb.

1

Pushbutton, opaque, mounting hole diameter 18.2 mm, 250 V/2 A



Technical data

General information

Form of lens protruding lens
 Colour of lens see order block
 Form of collar round

Dimensions

Diameter of collar 22 mm
 Overall height 10.5 mm
 Mounting depth 34 mm
 Mounting hole 18.2 mm

Mechanical design

Mounting ring nut
 Terminals see order block
 Contact system sliding bridge contact
 Contact function momentary
 Contact arrangement see order block
 Contact materials Ag
 Illuminability no
 Lamp socket no

Mechanical characteristics

Operating force max. 9.5 N
 Operating travel 5 mm
 Switching travel NC 2.1 mm
 Switching travel NO 3.7 mm
 Robustness min. 100 N

Electrical characteristics

Rated voltage AC max. 250 V
 Rated current max. 2 A
 Contact resistance acc. to life max. 200 mΩ

Other specifications

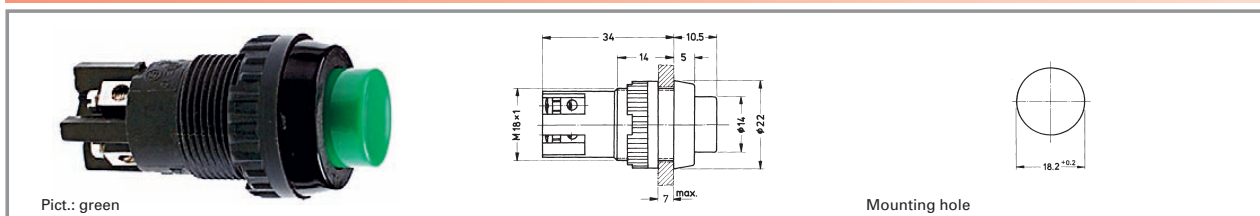
Operating life 50000
 Degree of protection from front side IP40 (IP65 with sealing cap)
 Ambient temp. operating min. -25 °C
 Ambient temp. operating max. +85 °C
 Storage temperature min. -40 °C
 Storage temperature max. +90 °C
 Resistance to constant environment according to IEC 60068-2-3 and 2-30
 Resistance at variable environment according to IEC 60068-2-14 and 2-33
 Weight 14 g
 Flame class acc. to UL 94 V 0
 Hot wire ignition acc. to IEC 60695-2-1 yes

Other Pushb.

Typical accessories Pushbutton, opaque, mounting hole diameter 18.2 mm, 250 V/2 A

Description	Photo	Order no.	Additional accessories see page
Neoprene sealing cap, black		5.52.008.061/0100	
Silicone sealing cap (IP65)		5.52.008.065/0000	
Protective sleeve for terminals		5.52.011.028/0100	
Fixing spanner M 18, M 19		5.58.002.017/0105	5 - 21

Pushbutton, opaque, mounting hole diameter 18.2 mm, 250 V/2 A



Pict.: green

Mounting hole

Contact arrangement	Contact function	Illuminability	Terminals	Colour of lens	Order no.
2 NO	momentary	no	screw terminals	opaque black	1.01.102.001/0104
2 NO	momentary	no	screw terminals	opaque red	1.01.102.001/0301
2 NO	momentary	no	screw terminals	opaque green	1.01.102.001/0507
1 NC + 1 NO	momentary	no	screw terminals	opaque black	1.01.102.011/0104
1 NC + 1 NO	momentary	no	screw terminals	opaque white	1.01.102.011/0205
1 NC + 1 NO	momentary	no	screw terminals	opaque red	1.01.102.011/0301
1 NC + 1 NO	momentary	no	screw terminals	opaque green	1.01.102.011/0507

Technical data see page 1 - 80

1

Other Pushb.

1

Illuminable pushbutton, with lamp socket BA9s (MBC/MCC), mounting hole diameter 20.3 mm, 250 V/2 A



Pict.: with red lens



Mounting hole

Technical data

General information

Form of lens	protruding lens
Colour of lens	see order block
Form of collar	round

Dimensions

Diameter of collar	24 mm
Overall height	9 mm
Mounting depth	45.5 mm
Mounting hole	20.3 mm

Mechanical design

Mounting	ring nut
Terminals	solder/quick connect terminals 2.8 x 0.8 mm
Contact system	bridge contact
Contact function	momentary
Contact arrangement	see order block
Contact materials	Ag
Illuminability	yes
Lamp socket	BA 9 s

Mechanical characteristics

Operating force max.	10 N
Operating travel	3.6 mm
Switching travel NC	0.8 mm
Switching travel NO	2.9 mm
Robustness min.	100 N

Electrical characteristics

Rated voltage AC max.	250 V
Rated current max.	2 A
Contact resistance acc. to life max.	200 mΩ

Other specifications

Operating life	100000
Degree of protection from front side	IP40 (IP65 with sealing cap)
Ambient temp. operating min.	-25 °C
Ambient temp. operating max.	+85 °C
Storage temperature min.	-40 °C
Storage temperature max.	+90 °C
Resistance to constant environment	according to IEC 600 68-2-3 and 2-30
Resistance at variable environment	according to IEC 60068-2-14 and 2-33
Weight	18 g
Approvals	ENEC 25 T 55 (85)
Flame class acc. to UL 94	V 0
Hot wire ignition acc. to IEC 60695-2-1	yes

Other Pushb.

Typical accessories Illuminable pushbutton, with lamp socket BA9s (MBC/MCC), mounting hole diameter 20.3 mm, 250 V/2 A

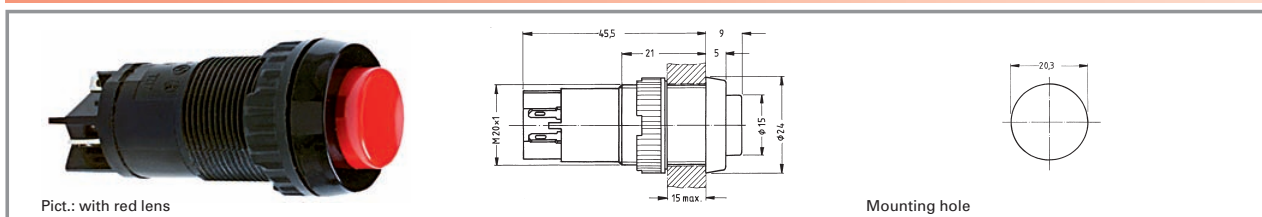
Description	Photo	Order no.	Additional accessories see page
Filament lamp, BA 9s base (MBC/MCC), 12 - 15 V		1.90.060.003/0000	5 - 7
Filament lamp, BA 9s base (MBC/MCC), 24 - 30 V		1.90.060.014/0000	5 - 7
LED BA 9s (MBC/MCC) superbright, red, 24 V		1.90.690.341/0000	5 - 17
LED BA 9s (MBC/MCC) superbright, green, 24 V		1.90.690.342/0000	5 - 17

Typical accessories Illuminable pushbutton, with lamp socket BA9s (MBC/MCC), mounting hole diameter 20.3 mm, 250 V/2 A

Description	Photo	Order no.	Additional accessories see page
LED BA 9s (MBC/MCC) superbright, yellow, 24 V		1.90.690.343/0000	5 - 17
LED BA 9s (MBC/MCC) superbright, blue, 24 V		1.90.690.344/0000	5 - 17
LED BA 9s (MBC/MCC) superbright, white, 24 V		1.90.690.345/0000	5 - 17
Silicone sealing cap (IP65)		5.52.008.065/0000	
Protective sleeve for terminals		5.52.011.030/0100	
Fixing spanner M 20, M 22, for ring nut		5.58.002.018/0105	5 - 21

1

Illuminable pushbutton, with lamp socket BA9s (MBC/MCC), mounting hole diameter 20.3 mm, 250 V/2 A



Other Pushb.

Contact function	Contact arrangement	Order no. without lens	Note
momentary	1 NO	1.15.112.101/0000	Please include the desired lens in your order.
momentary	1 NC + 1 NO	1.15.112.121/0000	Please include the desired lens in your order.

Technical data see page 1 - 82

Lenses:

- Lens, transparent colourless: 5.49.205.008/1002
- Lens, transparent red: 5.49.205.008/1303
- Lens, transparent yellow: 5.49.205.008/1402
- Lens, transparent green: 5.49.205.008/1502