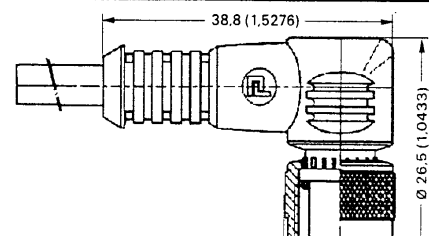

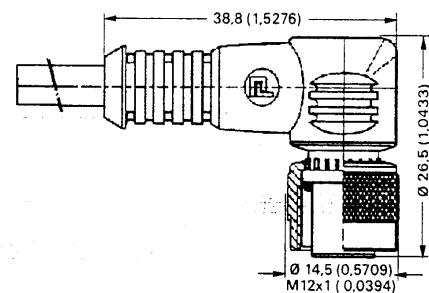

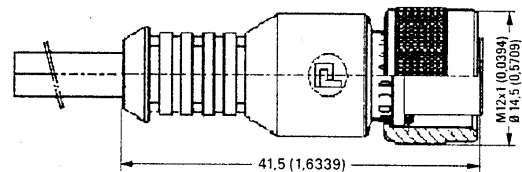
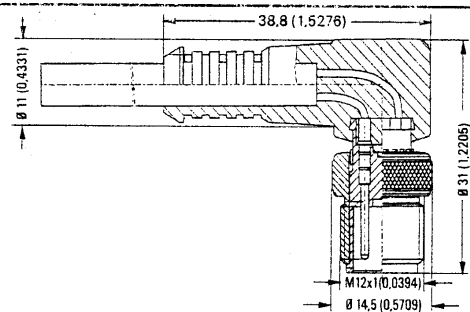
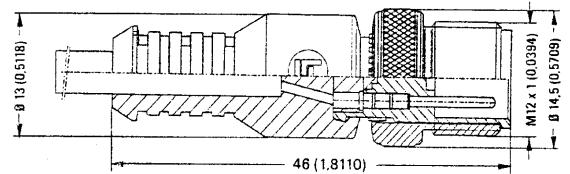


**Sensor Rundsteckverbinder
am Kabel angespritzt**
Serie 763 M12x1

**Sensor Round Connectors
moulded on cable**
Series 763 M12x1

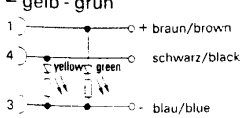
Abbildung
Figure

Maßzeichnung
Drawing mm (inch)



Sensor Rundsteckverbinder am Kabel angespritzt Sensor Round Connectors moulded on cable

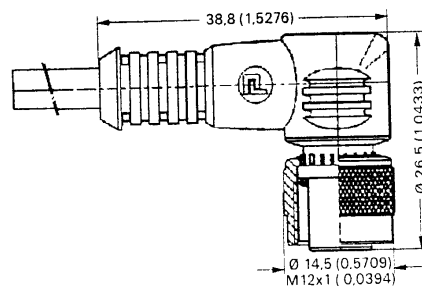

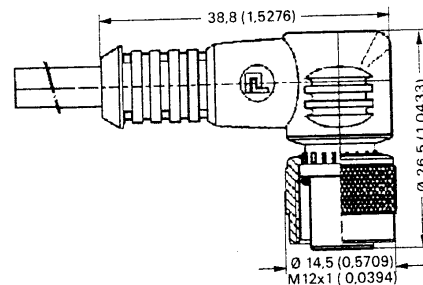

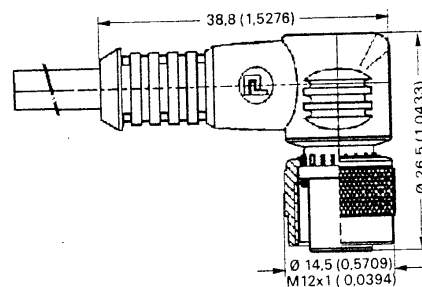

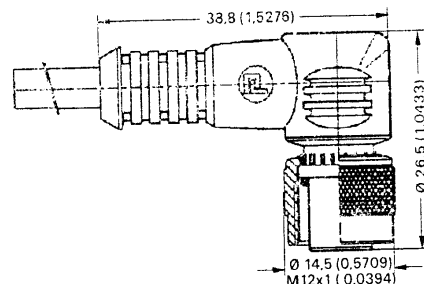
Serie 763 M12x1 Series 763 M12x1


Bezeichnung Designation	Polzahl No. of cont.	Leiter/Lead Kabel/Cable	Ø mm (inch)	Länge Length m (inch)	Bestell - Nummer/Ordering number	
					PVC - Mantel/PVC - jacket	PUR - Mantel/PUR - jacket
Kupplungsstecker 1 braun/brown, 3 blau/blue, 4 schwarz/black	3	3 x 0,34 / 3 x AWG 22	4,5 (0,1771)	2 (78,7402) 5 (196,8504)	79 - 3429 - 12 - 04 79 - 3429 - 15 - 04	79 - 3429 - 32 - 04 79 - 3429 - 35 - 04
1 braun/brown, 2 weiß/white, 3 blau/blue, 4 schwarz/black	4	4 x 0,34 / 4 x AWG 22	5,0 (0,1968)	2 (78,7402) 5 (196,8504)	79 - 3429 - 13 - 04 79 - 3429 - 17 - 04	79 - 3429 - 33 - 04 79 - 3429 - 37 - 04
1 braun/brown, 2 weiß/white, 3 blau/blue, 4 schwarz/black, 5 grau/grey	5	5 x 0,25 / 5 x AWG 24	5,0 (0,1968)	2 (78,7402) 5 (196,8504)	79 - 3439 - 12 - 05 79 - 3439 - 15 - 05	79 - 3439 - 32 - 05 79 - 3439 - 35 - 05
1 weiß/white, 2 braun/brown, 3 grün/green, 4 gelb/yellow, 5 grau/grey, 6 rosa/pink, 7 blau/blue, 8 Schirm/shielding	8	7 x 0,25 / + Schirm/shield	6,0 (0,2364)	2 (78,7402) 5 (196,8504)	- -	79 - 3479 - 32 - 08 79 - 3479 - 35 - 08
Male cable connector						
Winkelstecker 1 braun/brown, 3 blau/blue, 4 schwarz/black	3	3 x 0,34 / 3 x AWG 22	4,5 (0,1771)	2 (78,7402) 5 (196,8504)	79 - 3427 - 12 - 04 79 - 3427 - 15 - 04	79 - 3427 - 32 - 04 79 - 3427 - 35 - 04
1 braun/brown, 2 weiß/white, 3 blau/blue, 4 schwarz/black	4	4 x 0,34 / 4 x AWG 22	5,0 (0,1968)	2 (78,7402) 5 (196,8504)	79 - 3427 - 13 - 04 79 - 3427 - 17 - 04	79 - 3427 - 33 - 04 79 - 3427 - 37 - 04
1 braun/brown, 2 weiß/white, 3 blau/blue, 4 schwarz/black, 5 gelb/grün yellow/green	5	5 x 0,34 / 5 x AWG 24	5,6 (0,2205)	2 (78,7402) 5 (196,8504)	- -	79 - 3457 - 52 - 05 79 - 3457 - 55 - 05
Male angled connector						
Kupplungsdose 1 braun/brown, 3 blau/blue, 4 schwarz/black	3	3 x 0,34 / 3 x AWG 22	4,5 (0,1771)	2 (78,7402) 3 (118,1102) 5 (196,8504) 8 (314,9606) 10 (393,7008)	79 - 3430 - 12 - 04 79 - 3430 - 19 - 04 79 - 3430 - 15 - 04 79 - 3430 - 18 - 04 79 - 3430 - 11 - 04	79 - 3430 - 32 - 04 79 - 3430 - 43 - 04 79 - 3430 - 35 - 04 79 - 3430 - 34 - 04 79 - 3430 - 21 - 04
1 braun/brown, 2 weiß/white, 3 blau/blue, 4 schwarz/black	4	4 x 0,34 / 4 x AWG 22	5,0 (0,1968)	2 (78,7402) 3 (118,1102) 5 (196,8504) 8 (314,9606) 10 (393,7008)	79 - 3430 - 13 - 04 79 - 3430 - 14 - 04 79 - 3430 - 17 - 04 79 - 3430 - 28 - 04 79 - 3430 - 30 - 04	79 - 3430 - 33 - 04 79 - 3430 - 26 - 04 79 - 3430 - 37 - 04 79 - 3430 - 46 - 04 79 - 3430 - 24 - 04
1 braun/brown, 2 weiß/white, 3 blau/blue, 4 schwarz/black, 5 grau/grey	5	5 x 0,25 / 5 x AWG 24	5,0 (0,1968)	2 (78,7402) 5 (196,8504)	79 - 3440 - 12 - 05 79 - 3440 - 15 - 05	79 - 3440 - 32 - 05 79 - 3440 - 35 - 05
1 weiß/white, 2 braun/brown, 3 grün/green, 4 gelb/yellow, 5 grau/grey, 6 rosa/pink, 7 blau/blue, 8 Schirm/shielding	8	7 x 0,25 / + Schirm/shield	6,0 (0,2364)	2 (78,7402) 5 (196,8504)	- -	79 - 3480 - 32 - 08 79 - 3480 - 35 - 08
Female cable connector						
Winkeldose 1 braun/brown, 3 blau/blue, 4 schwarz/black	3	3 x 0,34 / 3 x AWG 22	4,5 (0,1771)	2 (78,7402) 3 (118,1102) 5 (196,8504) 8 (314,9606) 10 (393,7008)	79 - 3434 - 12 - 04 79 - 3434 - 19 - 04 79 - 3434 - 15 - 04 79 - 3434 - 18 - 04 79 - 3434 - 11 - 04	79 - 3434 - 32 - 04 79 - 3434 - 43 - 04 79 - 3434 - 35 - 04 79 - 3434 - 34 - 04 79 - 3434 - 21 - 04
1 braun/brown, 2 weiß/white, 3 blau/blue, 4 schwarz/black	4	4 x 0,34 / 4 x AWG 22	5,0 (0,1968)	2 (78,7402) 3 (118,1102) 5 (196,8504) 8 (314,9606) 10 (393,7008)	79 - 3434 - 13 - 04 79 - 3434 - 14 - 04 79 - 3434 - 17 - 04 79 - 3434 - 28 - 04 79 - 3434 - 30 - 04	79 - 3434 - 33 - 04 79 - 3434 - 26 - 04 79 - 3434 - 37 - 04 79 - 3434 - 46 - 04 79 - 3434 - 24 - 04
1 braun/brown, 2 weiß/white, 3 blau/blue, 4 schwarz/black, 5 grau/grey	5	5 x 0,25 / 5 x AWG 24	5,0 (0,1968)	2 (78,7402) 5 (196,8504)	79 - 3444 - 12 - 05 79 - 3444 - 15 - 05	79 - 3444 - 32 - 05 79 - 3444 - 35 - 05
Female angled connector						
Winkeldose mit LED PNP - Schließer = gelb - grün  1 - braun/brown 4 - gelb/yellow, grün/green schwarz/black 3 - blau/blue PNP - normally open contact	3	3 x 0,34 / 3 x AWG 22	4,5 (0,1771)	2 (78,7402) 3 (118,1102) 5 (196,8504) 8 (314,9606) 10 (393,7008)	79 - 3436 - 12 - 04 79 - 3436 - 19 - 04 79 - 3436 - 15 - 04 79 - 3436 - 18 - 04 79 - 3436 - 10 - 04	79 - 3436 - 32 - 04 79 - 3436 - 43 - 04 79 - 3436 - 35 - 04 79 - 3436 - 34 - 04 79 - 3436 - 21 - 04

<p>Sensor Rundsteckverbinder am Kabel angespritzt Serie 763 M12x1</p>	<p>Sensor Round Connectors moulded on cable Series 763 M12x1</p>
--	---

Abbildung
Figure

Maßzeichnung
Drawing mm (inch)





Sensor Rundsteckverbinder Sensor Round Connectors am Kabel angespritzt moulded on cable Serie 763 M12x1 Series 763 M12x1

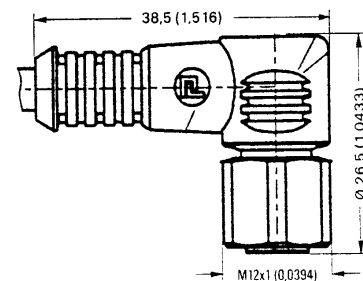

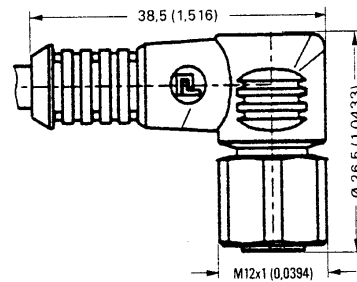

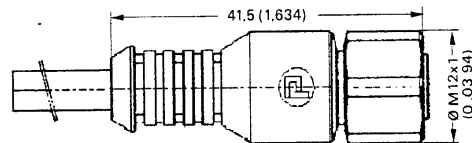

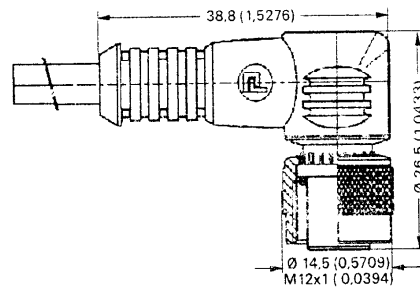

Bezeichnung Designation	Polzahl No. of cont.	Leiter/Lead Kabel/Cable	Ø mm (inch)	Länge Length m (inch)	Bestell - Nummer/Ordering number	
					PVC - Mantel/PVC - jacket	PUR - Mantel/PUR - jacket
Winkeldose mit LED PNP - Öffner/Schließer = gelb - grün (Antivalent) Female angled connector with LED PNP - normally closed/open contact = yellow - green	4	4 x 0,34 / 4 x AWG 22	5,0 (0,1968)	2 (78,7402) 3 (118,1102) 5 (196,8504) 8 (314,9606) 10 (393,7008)	79 - 3436 - 13 - 04 79 - 3436 - 14 - 04 79 - 3436 - 17 - 04 79 - 3436 - 28 - 04 79 - 3436 - 30 - 04	79 - 3436 - 33 - 04 79 - 3436 - 26 - 04 79 - 3436 - 37 - 04 79 - 3436 - 44 - 04 79 - 3436 - 48 - 04
Winkeldose mit LED PNP - Öffner/Schließer = gelb - grün Female angled connector with LED PNP - normally closed/open contact = yellow - green	4	3 x 0,34 / 3 x AWG 22	4,5 (0,1772)	2 (78,7402) 5 (196,8504)	— —	79 - 3436 - 62 - 04 79 - 3436 - 65 - 04
Winkeldose mit LED NPN - Schließer = gelb - grün Female angled connector with LED NPN - normally open contact = yellow - green	4	3 x 0,34 / 3 x AWG 22	4,5 (0,1772)	2 (78,7402) 5 (196,8504)	79 - 3456 - 12 - 04 79 - 3456 - 15 - 04	79 - 3456 - 32 - 04 79 - 3456 - 35 - 04
Winkeldose mit LED NPN - Öffner/Schließer = gelb - grün (Antivalent) Female angled connector with LED NPN - normally closed/open contact	4	4 x 0,34 / 4 x AWG 22	5,0 (0,1968)	2 (78,7402) 5 (196,8504)	79 - 3456 - 13 - 04 79 - 3456 - 17 - 04	79 - 3456 - 33 - 04 79 - 3456 - 37 - 04

**Sensor Rundsteckverbinder
am Kabel angespritzt**
Serie 763 M12x1

**Sensor Round Connectors
moulded on cable**
Series 763 M12x1

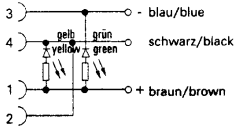
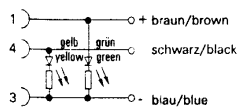
Abbildung
Figure

Maßzeichnung
Drawing mm (inch)


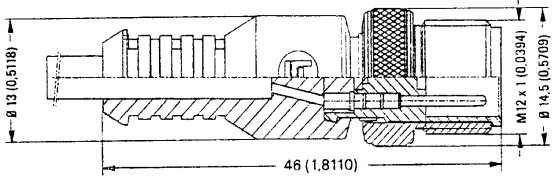

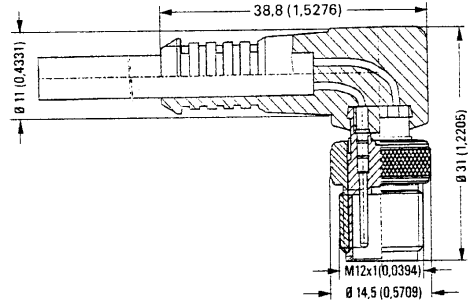

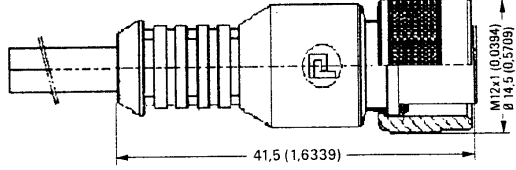
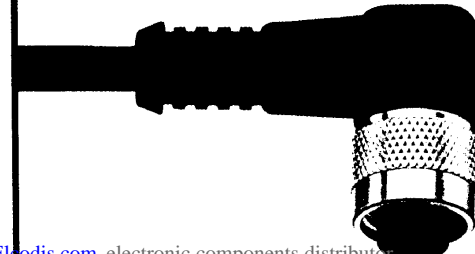
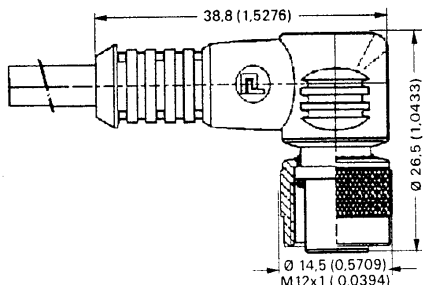


Sensor Rundsteckverbinder am Kabel angespritzt Sensor Round Connectors moulded on cable

Serie 763 M12x1 Series 763 M12x1

Bezeichnung Designation	Polzahl No. of cont.	Leiter/Lead Kabel/Cable	Ø mm (inch)	Länge Length m (inch)	Bestell - Nummer/Ordering number	
					PVC - Mantel/PVC - jacket	PUR - Mantel/PUR - jacket
Winkeldose mit LED NPN - Öffner/Schließer = gelb - grün 	4	3 x 0,34 / 3 x AWG 22	4,5 (0,1771)	2 (78,7402)	79 - 3456 - 42 - 04	79 - 3456 - 62 - 04
				5 (196,8504)	79 - 3456 - 45 - 04	79 - 3456 - 65 - 04
Kupplungsdose mit VA - Gewinding Female cable connector with ring nut (stainless steel)	3	3 x 0,34 / 3 x AWG 22	4,5 (0,1771)	2 (78,7402)	—	79 - 3430 - 52 - 04
				5 (196,8504)	—	79 - 3430 - 55 - 04
Female cable connector with ring nut (stainless steel)	5	5 x 0,25 / 5 x AWG 24	5,0 (0,1968)	2 (78,7402)	—	79 - 3440 - 52 - 05
				5 (196,8504)	—	79 - 3440 - 55 - 05
Winkeldose mit VA - Gewinding Female angled connector with ring nut (stainless steel)	3	3 x 0,34 / 3 x AWG 22	4,5 (0,1771)	2 (78,7402)	—	79 - 3434 - 52 - 04
				5 (196,8504)	—	79 - 3434 - 55 - 04
Winkeldose mit VA - Gewinding PNP - Schließer = gelb - grün 	3	3 x 0,34 / 3 x AWG 22	4,5 (0,1771)	2 (78,7402)	—	79 - 3436 - 52 - 04
				5 (196,8504)	—	79 - 3436 - 55 - 04

Sensor Rundsteckverbinder am Kabel angespritzt **Sensor Round Connectors moulded on cable**
Serie 763 M12x1 geschirmt **Series 763 M12x1 shielded**

Abbildung Figure	Maßzeichnung Drawing mm (inch)
	
	
	
	



Sensor Rundsteckverbinder am Kabel angespritzt

Sensor Round Connectors moulded on cable

Serie 763 M12x1 geschirmt

Series 763 M12x1 shielded

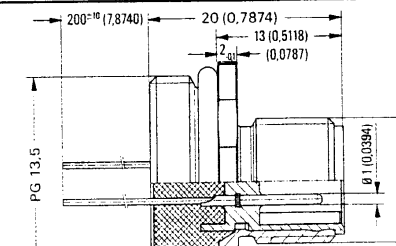

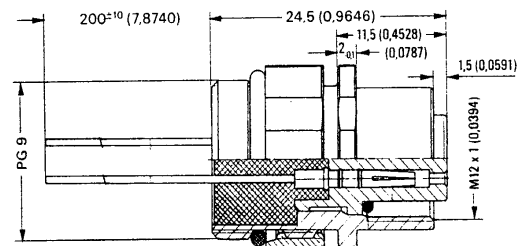
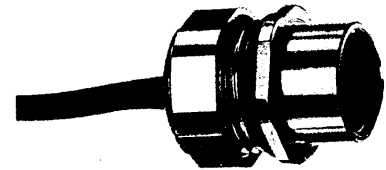
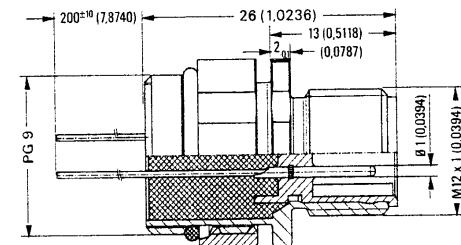
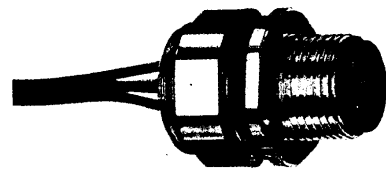
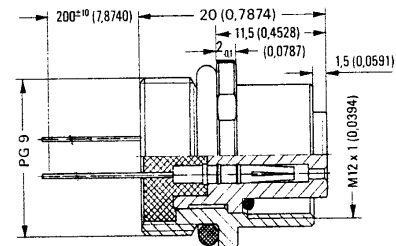

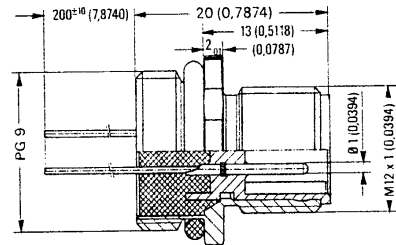

Bezeichnung Designation	Polzahl No. of cont.	Leiter/Lead Kabel/Cable	Ø mm (inch)	Länge Length m (inch)	Bestell - Nummer/Ordering number	
					PVC - Mantel/PVC - jacket	PUR - Mantel/PUR - jacket
Kupplungsstecker 1 braun/brown, 3 blau/blue, 4 schwarz/black	3	3 x 0,34 / 3 x AWG 22	6,0 (0,2364)	2 (78,7402)	79 - 3529 - 12 - 04	79 - 3529 - 32 - 04
1 braun/brown, 2 weiß/white, 3 blau/blue, 4 schwarz/black	4	4 x 0,34 / 4 x AWG 22	6,0 (0,2364)	2 (78,7402)	79 - 3529 - 13 - 04	79 - 3529 - 33 - 04
Male cable connector						
Winkelstecker 1 braun/brown, 3 blau/blue, 4 schwarz/black	3	3 x 0,34 / 3 x AWG 22	6,0 (0,2364)	2 (78,7402)	79 - 3527 - 12 - 04	79 - 3527 - 32 - 04
1 braun/brown, 2 weiß/white, 3 blau/blue, 4 schwarz/black	4	4 x 0,34 / 4 x AWG 22	6,0 (0,2364)	2 (78,7402)	79 - 3527 - 13 - 04	79 - 3527 - 33 - 04
Male angled connector						
Kupplungsdose 1 braun/brown, 3 blau/blue, 4 schwarz/black	3	3 x 0,34 / 3 x AWG 22	6,0 (0,2364)	2 (78,7402)	79 - 3530 - 12 - 04	79 - 3530 - 32 - 04
1 braun/brown, 2 weiß/white, 3 blau/blue, 4 schwarz/black	4	4 x 0,34 / 4 x AWG 22	6,0 (0,2364)	2 (78,7402)	79 - 3530 - 13 - 04	79 - 3530 - 33 - 04
Female cable connector						
Winkeldose 1 braun/brown, 3 blau/blue, 4 schwarz/black	3	3 x 0,34 / 3 x AWG 22	6,0 (0,2364)	2 (78,7402)	79 - 3534 - 12 - 04	79 - 3534 - 32 - 04
1 braun/brown, 2 weiß/white, 3 blau/blue, 4 schwarz/black	4	4 x 0,34 / 4 x AWG 22	6,0 (0,2364)	2 (78,7402)	79 - 3534 - 13 - 04	79 - 3534 - 33 - 04

**Sensor
Rundsteckverbinder
Serie 763 M12x1**

**Sensor
Round Connectors
Series 763 M12x1**

Abbildung
Figure

Maßzeichnung
Drawing mm (inch)





**Sensor
Rundsteckverbinder
Serie 763 M12x1**

**Sensor
Round Connectors
Series 763 M12x1**

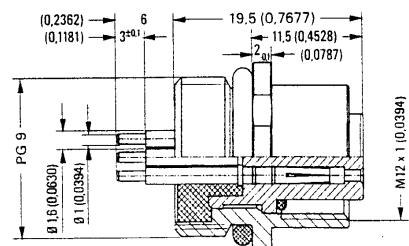
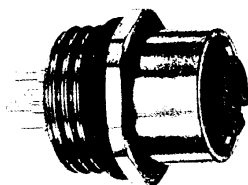
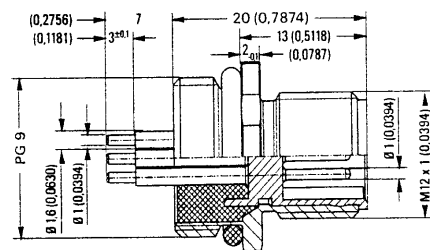

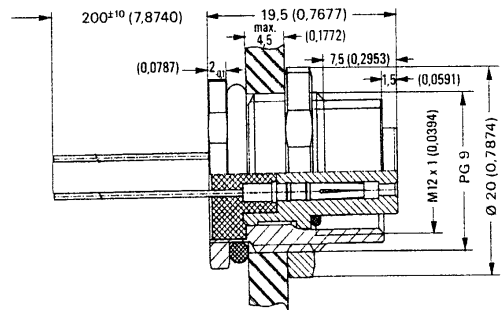

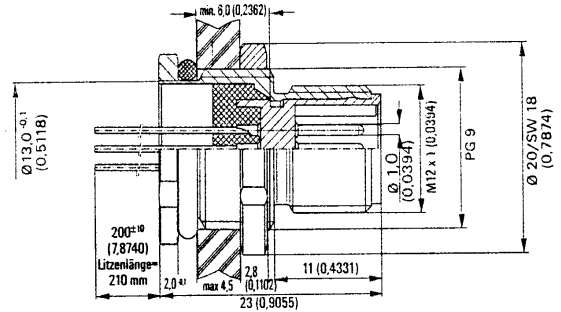

Bezeichnung Designation	Polzahl No. of cont.	Bestell - Nummer/Ordering number	
		konfektioniert mit Litzen/with wires	unkonfektioniert/without wires
Flanschstecker 1 braun, 2 weiß, 3 blau, 4 schwarz, 5 grau/ 1 brown, 2 white, 3 blue, 4 black, 5 grey	4	09 - 3431 - 00 - 04	09 - 3431 - 77 - 04
	4 (VA-Gehäuse)	09 - 3431 - 282 - 04	—
1 braun, 2 weiß, 3 blau, 4 schwarz, 5 grau/ 1 brown, 2 white, 3 blue, 4 black, 5 grey	5	09 - 3441 - 00 - 05	09 - 3441 - 77 - 05
	5 (VA-Gehäuse)	09 - 3441 - 282 - 05	—
1 weiß/white, 2 braun/brown, 3 grün/green, 4 gelb/yellow, 5 grau/grey, 6 rosa/pink, 7 blau/blue, 8 rot/red	8	09 - 3481 - 00 - 08	—
	8 (VA-Gehäuse)	09 - 3481 - 282 - 08	—
Male socket			
Flanschdose 1 braun, 2 weiß, 3 blau, 4 schwarz, 5 grau 1 brown, 2 white, 3 blue, 4 black, 5 grey	4	09 - 3432 - 00 - 04	—
	4 (VA-Gehäuse)	09 - 3432 - 282 - 04	—
1 braun, 2 weiß, 3 blau, 4 schwarz, 5 grau 1 brown, 2 white, 3 blue, 4 black, 5 grey	5	09 - 3442 - 00 - 05	—
	5 (VA-Gehäuse)	09 - 3442 - 282 - 05	—
1 weiß/white, 2 braun/brown, 3 grün/green, 4 gelb/yellow, 5 grau/grey, 6 rosa/pink, 7 blau/blue, 8 rot/red	8	09 - 3482 - 00 - 08	—
	8 (VA-Gehäuse)	09 - 3482 - 282 - 08	—
Female socket			
Flanschstecker, positionierbar 1 braun, 2 weiß, 3 blau, 4 schwarz, 5 grau	4	09 - 3431 - 22 - 04	—
Male socket, positioning possible 1 brown, 2 white, 3 blue, 4 black, 5 grey	5	09 - 3441 - 22 - 05	—
Flanschdose, positionierbar 1 braun, 2 weiß, 3 blau, 4 schwarz, 5 grau	4	09 - 3432 - 22 - 04	—
Female socket, positioning possible 1 brown, 2 white, 3 blue, 4 black, 5 grey	5	09 - 3442 - 22 - 05	—
Flanschstecker, Befestigungsgewinde PG 13,5 1 braun, 2 weiß, 3 blau, 4 schwarz, 5 grau	4	09 - 3431 - 50 - 04	—
Male socket, mounting screw PG 13,5 1 brown, 2 white, 3 blue, 4 black, 5 grey	5	09 - 3441 - 50 - 05	—

Sensor
Rundsteckverbinder
Serie 763 M12x1

Sensor
Round Connectors
Series 763 M12x1

Abbildung
Figure

Maßzeichnung
Drawing mm (inch)





**Sensor
Rundsteckverbinder
Serie 763 M12x1**

**Sensor
Round Connectors
Series 763 M12x1**

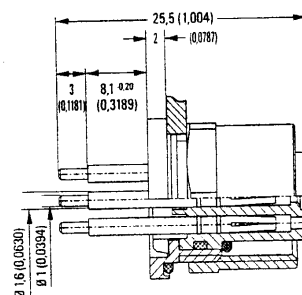
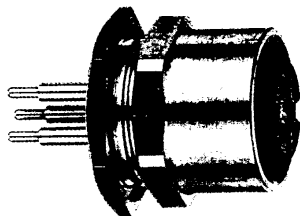
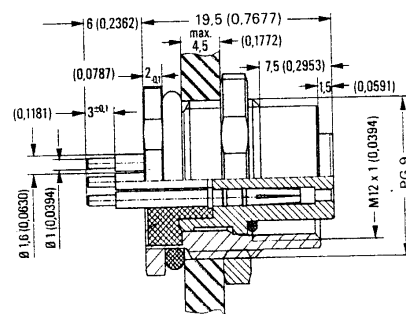
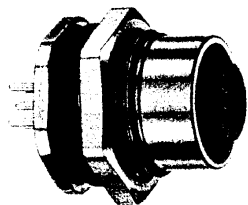
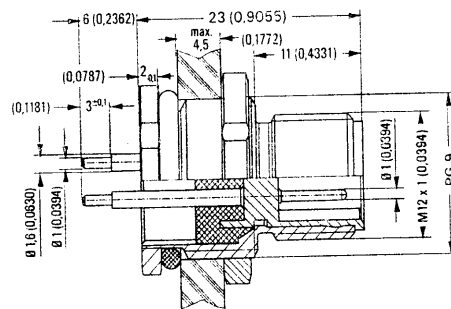
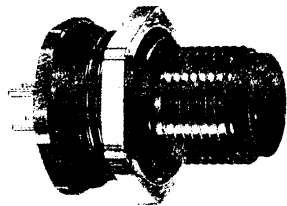
Bezeichnung Designation	Polzahl No. of cont.	Bestell - Nummer/Ordering number	
		konfektioniert mit Litzen/with wires	unkonfektioniert/without wires
Flanschstecker Frontmontage, 1 braun, 2 weiß, 3 blau, 4 schwarz, 5 grau	4	—	—
	5	09 - 3441 - 116 - 05	—
Flanschdose Frontmontage 1 braun, 2 weiß, 3 blau, 4 schwarz, 5 grau	4	09 - 3432 - 87 - 04	—
	5	09 - 3442 - 87 - 05	—
Flanschstecker Rückwandmontage, tauchlöten	4	—	—
	5	—	09 - 3441 - 88 - 05
Flanschdose Rückwandmontage, tauchlöten	4	—	—
	5	—	09 - 3442 - 88 - 05


Sensor
Rundsteckverbinder
Serie 763 M12x1

Sensor
Round Connectors
Series 763 M12x1

Abbildung
Figure

Maßzeichnung
Drawing mm (inch)





**Sensor
Rundsteckverbinder
Serie 763 M12x1**

**Sensor
Round Connectors
Series 763 M12x1**

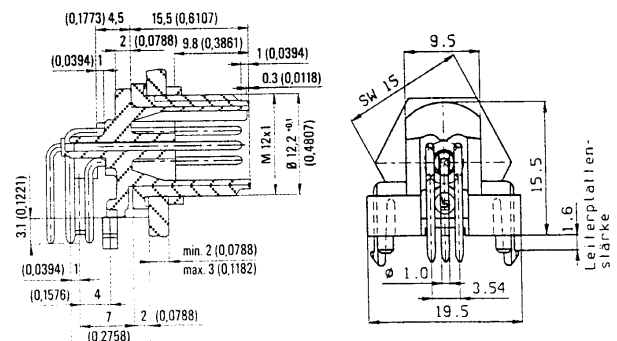

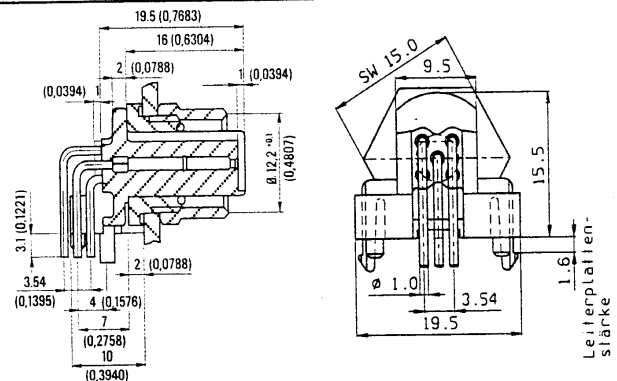

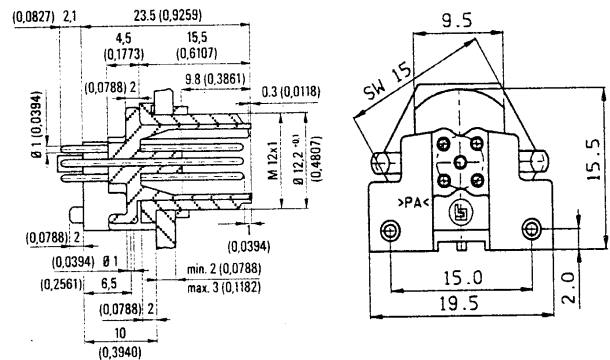
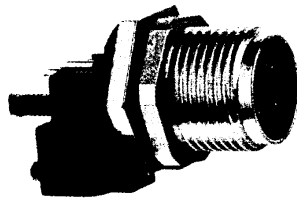
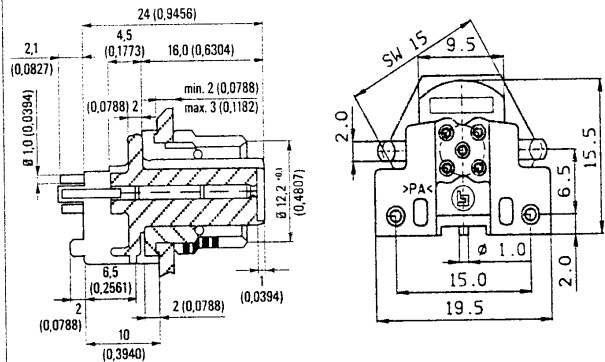

Bezeichnung Designation	Polzahl No. of cont.	Bestell - Nummer/Ordering number		
		konfektioniert mit Litzen/with wires	unkonfektioniert/without wires	
Flanschstecker Frontmontage, tauchlöten	4	—	09 - 3431 - 90 - 04	
Male socket, front screwed, dip soldering	5	—	09 - 3441 - 90 - 05	
Flanschdose Frontmontage, tauchlöten	4	—	09 - 3432 - 90 - 04	Tauchlötpinlänge length dip solder in mm (inch)
			09 - 3432 - 92 - 04	6 (0,2362) 12 (0,4724)
Female socket front screwed, dip soldering	5	—	09 - 3442 - 90 - 05	6 (0,2362)
			09 - 3442 - 92 - 05	12 (0,4724)
Flanschdose Frontmontage, tauchlöten	4	—	—	
Female socket front screwed, dip soldering	5	—	09 - 3442 - 156 - 05	

Einbaustecker/-dosen für Leiterplattenmontage Serie 763

Male and female sockets for PCB assembly Series 763

Abbildung
Figure

Maßzeichnung
Drawing mm (inch)

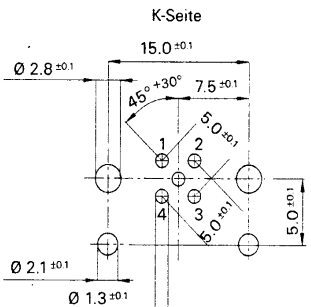
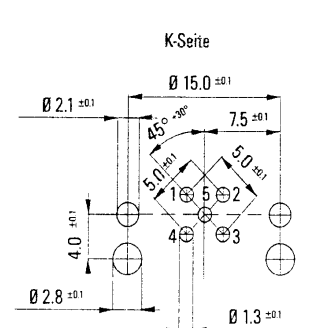
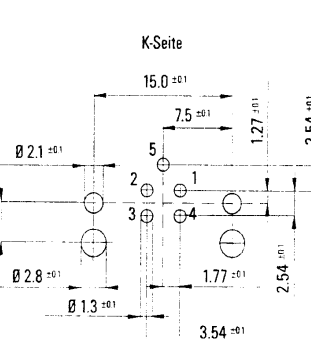


Leiterplatten-
stärke

Leiterplatten-
stärke

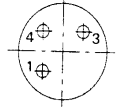
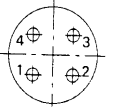
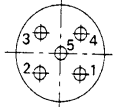
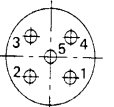










Einbaustecker/-dosen Male and female sockets
für Leiterplattenmontage for PCB assembly
Serie 763 Series 763

Bezeichnung Designation	Leiterplattenbohrbild Boring figure PCB	Polzahl No. of cont.	Bestell - Nummer Ordering number
Einbaudose für Leiterplattenmontage, gerade		4	99 - 3432 - 200 - 04
Female socket for PCB assembly, straight	 <p>K-Seite $15.0^{+0.1}$ $\varnothing 2.8^{+0.1}$ $45^\circ \pm 30^\circ$ $7.5^{+0.1}$ $5.0^{+0.1}$ $5.0^{+0.1}$ $5.0^{+0.1}$ $5.0^{+0.1}$ $5.0^{+0.1}$ $\varnothing 2.1^{+0.1}$ $\varnothing 1.3^{+0.1}$ Leiterplattendicke: 1.6</p>	5	99 - 3442 - 200 - 05
Einbaustecker für Leiterplattenmontage, gerade		4	99 - 3431 - 200 - 04
Male socket for PCB assembly, straight		5	99 - 3441 - 200 - 05
Einbaudose für Leiterplattenmontage, gewinkelt	 <p>K-Seite $\varnothing 15.0^{+0.1}$ $\varnothing 2.1^{+0.1}$ $45^\circ \pm 30^\circ$ $7.5^{+0.1}$ $5.0^{+0.1}$ $5.0^{+0.1}$ $5.0^{+0.1}$ $5.0^{+0.1}$ $4.0^{+0.1}$ $\varnothing 2.8^{+0.1}$ $\varnothing 1.3^{+0.1}$</p>	4	99 - 3432 - 202 - 04
Female socket for PCB assembly, angled		5	99 - 3442 - 202 - 05
Einbaustecker für Leiterplattenmontage, gewinkelt	 <p>K-Seite $15.0^{+0.1}$ $7.5^{+0.1}$ $1.27^{+0.1}$ $2.54^{+0.1}$ $\varnothing 2.1^{+0.1}$ 5 2 1 3 4 $4.0^{+0.1}$ $\varnothing 2.8^{+0.1}$ $1.77^{+0.1}$ $2.54^{+0.1}$ $\varnothing 1.3^{+0.1}$ $3.54^{+0.1}$</p>	4	99 - 3431 - 202 - 04
Male socket for PCB assembly, angled		5	99 - 3441 - 202 - 05

Sensor Rundsteckverbinder Serie 763 M12x1

Sensor Round Connectors Series 763 M12x1

Technische Daten	Specifications													
Polzahl	Number of contacts	3/4												
Verriegelung	Connection	schrauben/screw connection, Selbstsicherung/self-locking device												
Anschlußart	Termination	mit Kabel/Litzen konfektioniert oder löten / with wires or termination												
Kontaktoberfläche	Finish of contacts	Au												
Werkstoff Kontaktträger	Material insert	PUR												
Werkstoff Federkontakt	Material socket contact	Cu Sn												
Werkstoff Stiftkontakt	Material male contact	Cu Zn												
Gehäuse Schutzart nach DIN VDE 0470 Teil 1, in gest. Zustand	Shell protection standard acc. to DIN 0470 part 1, only when mated	IP 68												
Betriebstemperatur	Operating temperature	- 25°C /+ 85°C												
Strombelastbarkeit nach IEC 512 Teil 3	Rated current acc. to IEC 512 part 3	4 A												
Nennspannung nach VDE Standard 0110 ISO Gruppe C	Rated voltage according to VDE standard 0110 group C	250 V ~ / 300 V = Bei Verwendung LED / used with LED 10 - 30 V												
Prüfspannung nach VDE 0627 ungesteckt	Test voltage acc. to VDE 0627	1750 V ~												
Durchgangswiderstand nach IEC 512 Teil 2	Volume resistance acc. to IEC 512 part 2	≤ 5 mΩ												
Isolationswiderstand nach IEC 512 Teil 2	Insulation resistance acc. to IEC 512 part 2	≥ 10 ¹⁰ Ω												
Betriebskapazität zwischen zwei Kontakten ca.	Capacity between two contacts approx.	3 pF												
Standard-Litzenlänge, -Kabellänge	Standard Length of wires/cables	0,2 m (7,87) / 2 m (78,7402), 5 m (196,8504)												
Kontaktbelegung steckseitig nach DIN EN 50044 1 = braun = plus 2 = weiß = Öffner 3 = blau = minus 4 = schwarz = Schließer 5 = grau	Wiring mat. side acc. DIN EN 50044 1 = brown = plus 2 = white = NCC 3 = blue = minus 4 = black = NOC 5 = grey	<table border="0"> <tr> <td></td> <td>3 pol.</td> <td>4 pol.</td> </tr> <tr> <td>Stiftkontakte male contacts</td> <td></td> <td></td> </tr> <tr> <td>Buchsenkontakte female contacts</td> <td></td> <td></td> </tr> <tr> <td></td> <td>2/5 nicht bestückt/ not wired</td> <td>5 nicht bestückt/ not wired</td> </tr> </table>		3 pol.	4 pol.	Stiftkontakte male contacts			Buchsenkontakte female contacts				2/5 nicht bestückt/ not wired	5 nicht bestückt/ not wired
	3 pol.	4 pol.												
Stiftkontakte male contacts														
Buchsenkontakte female contacts														
	2/5 nicht bestückt/ not wired	5 nicht bestückt/ not wired												

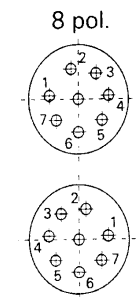
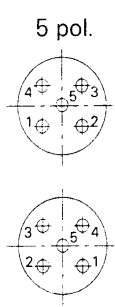


**Sensor
Rundsteckverbinder
Serie 763 M12x1**

**Sensor
Round Connectors
Series 763 M12x1**

Technische Daten/Specifications

5	8
schrauben/screw connection, Selbstsicherung/self-locking device	
mit Kabel/Litzen konfektioniert oder löten / with wires or termination	
Au	
PUR	
Cu Sn	
Cu Zn	
IP 68	
- 25°C /+ 85°C	
3 A	1,5 A
30 V~ / 36 V = Bei Verwendung LED / used with LED 10 - 30 V	
1000 V ~	1500 V ~
$\leq 5 \text{ m}\Omega$	
$\geq 10^{10} \Omega$	
3 pF	
0,2 m (7,87) / 2 m (78,7402), 5 m (196,8504)	



Zubehör Accessories	Bestell - Nummer Ordering number	Bestell - Nummer Ordering number
------------------------	-------------------------------------	-------------------------------------



Mutter PG 9
Screwing nut PG 9

Mutter PG 13,5
Screwing nut PG 13,5

16 - 0402 - 001


16 - 0401 - 001



Schutzkappe für
Flanschdose

Protection cap for
female socket

08 - 1136 - 000 - 000



Sensor
Rundsteckverbinder
Serie 763 M12x1

Sensor
Round Connectors
Series 763 M12x1

Bemerkungen
Remarks

Empty table area for remarks.

