

## Standard Data

### Materials and finishes

Plug and receptacle	Perbunan or Nitril-Butadien rubber
Contacts, stamped	Copper alloy, tin plate
Contacts, machined	Copper alloy, hard silver plate

### Mechanical Data

Crimp contacts	Semi-automatic or hand crimpable
Contact positions	1 thru 10 inclusive
Polarization	Stepped plane positive polarization and visual polarization
Contact retention	35 N minimum
Contact insertion	From rear with simple hand tool, or simultaneous insertion of multiple crimped contacts with semi-automatic insertion machine

Max. operating temperature acc. to DIN IEC 68, part 1 -40/105° C

## Electrical Data SURE-SEAL

Contact resistance	10 Milliohms max.
Insulation resistance	100 Mohms min.
Dielectric withstanding voltage	1200 VAC at sea level
Wire range	0,75–1,5 mm <sup>2</sup> (AWG 18—14) 0,50–1,0 mm <sup>2</sup> (AWG 20—16)
Wire insulation Sealing range	2,4–3,3 resp. 1,8–2,8 mmØ
Insulation stripping length	3,9–4,7 mm

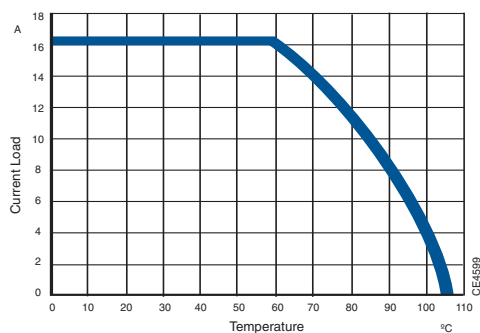
## Test Criteria

Sealing capability	IP 67 acc. to DIN 40050
Weather, ozone and ultra violet resistance	In accordance with ASTM D-1149 (100 pphm) and ASTM D-1171 (outdoor exposure)
Industrial gas	Equivalent to MIL-C-23216, para 4.6.13
Durability	50 cycles mating and unmating
Salt spray	In accordance with MIL-STD-202D, Method 101 D and DIN 400046, part 11
Humidity	95% at 95° C/1000 hours
Dry heat	105° C for 1000 hours
Vibration	10 to 55 Hz, .06" DA, 1 hour, X and Y planes
Shock	50 g, 11ms, 30 cycles, X and Y planes

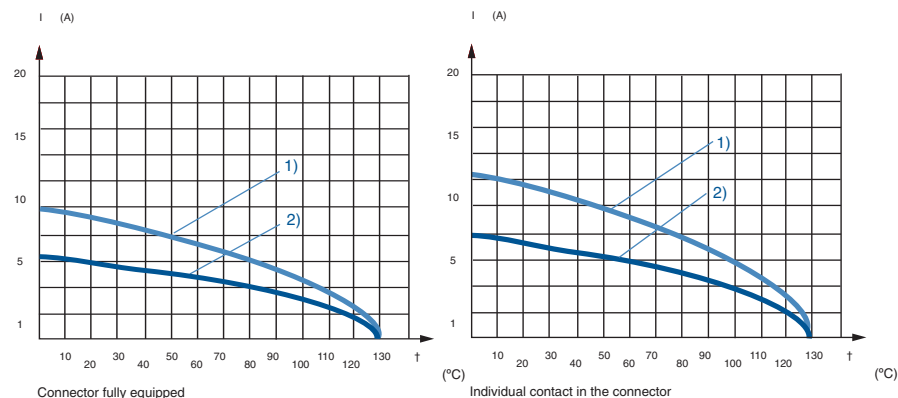
## Electrical Data Mini SURE-SEAL

Contact resistance	10 Milliohms max.
Insulation resistance	100 Mohms min.
Dielectric withstanding voltage	1200 VAC at sea level
Wire range	0,4–0,75 mm <sup>2</sup> (AWG 20—18)
Wire insulation sealing range	1,4–1,8 mmØ
Insulation stripping length	3,0–3,3 mm

### Current rating - SURE-SEAL



### Current rating - Mini SURE-SEAL



1) APK --\_10\_07-0,75qmm\*  
2) APK --\_10\_07-0,35qmm\*



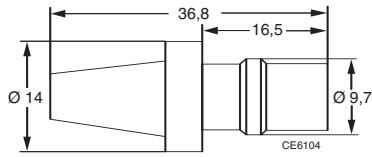
Dimensions shown in mm  
Specifications and dimensions subject to change

www.ittcannon.com

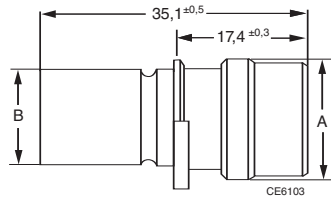
# SURE-SEAL

## Plug

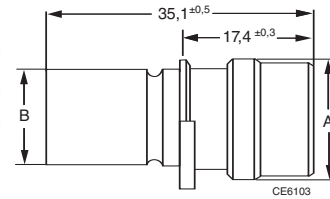
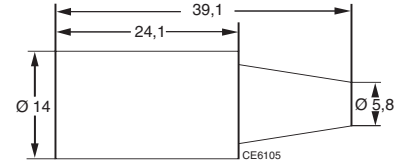
### 1 Contact



### 2, 3 and 4 Contacts

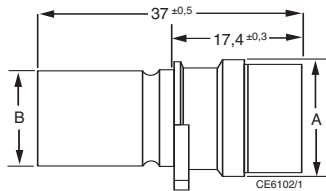


## Receptacle



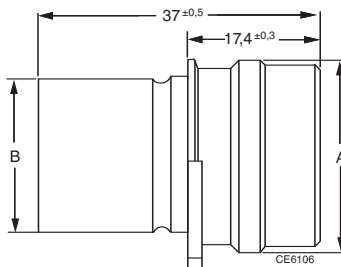
Shell size	Part No.	A - 0,3	B - 0,3	Insulation Ø
SS1P	120-1832-000*			2,4 – 3,3
SS2P	120-8552-000	13,9	10,9	1,8 – 2,8
SS3P	120-8552-001	15,2	12,3	1,8 – 2,8
SS4P	120-8552-002	15,2	12,3	1,8 – 2,8

\* ) cable entry 2,4 – 3,3 mm Ø (all others 1,8 – 2,8 mm Ø)



### 5, 6 and 7 Contacts

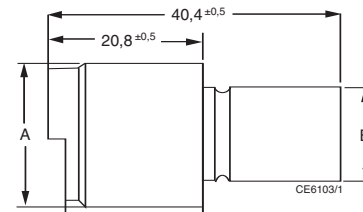
Shell size	Part No.	A - 0,3	B - 0,3	Insulation Ø
SS5P	120-8552-005	25,3	20,2	1,8 – 2,8
SS6P	120-8552-006	25,3	20,2	1,8 – 2,8
SS7P	120-8552-007	25,3	20,2	1,8 – 2,8



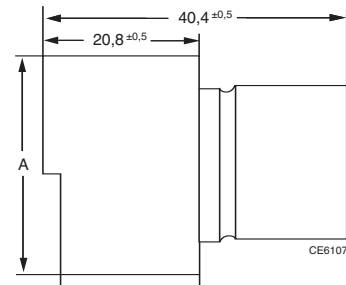
### 8 to 10 Contacts

Shell size	Part No.	A ± 0,3	B ± 0,2	Insulation Ø
SS8P	120-8552-308	28,55	23,5	1,8 – 2,8
SS9P	120-8552-309	28,55	23,5	1,8 – 2,8
SS10P	120-8552-310	28,55	23,5	1,8 – 2,8

Shell size	Part No.	A - 0,5	B - 0,3	Insulation Ø
SS1R	120-1833-000*			2,4 – 3,3
SS2R	120-8551-000	18,0	10,9	1,8 – 2,8
SS3R	120-8551-001	18,9	12,3	1,8 – 2,8
SS4R	120-8551-002	18,9	12,3	1,8 – 2,8



Shell size	Part No.	A - 0,3	B - 0,3	Insulation Ø
SS5R	120-8551-005	29,1	20,2	1,8 – 2,8
SS6R	120-8551-006	29,1	20,2	1,8 – 2,8
SS7R	120-8551-007	29,1	20,2	1,8 – 2,8



Shell size	Part No.	A - 0,5	B ± 0,2	Insulation Ø
SS8R	120-8551-308	33,5	23,5	1,8 – 2,8
SS9R	120-8551-309	33,5	23,5	1,8 – 2,8
SS10R	120-8551-310	33,5	23,5	1,8 – 2,8



Dimensions shown in mm  
Specifications and dimensions subject to change

www.ittcannon.com