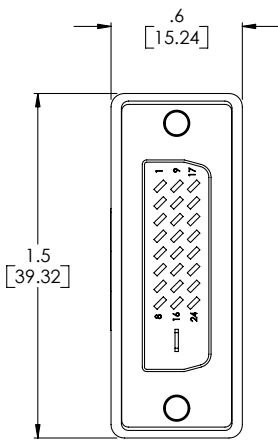
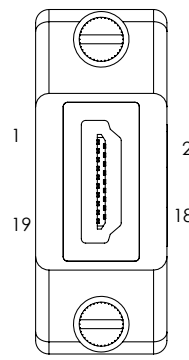
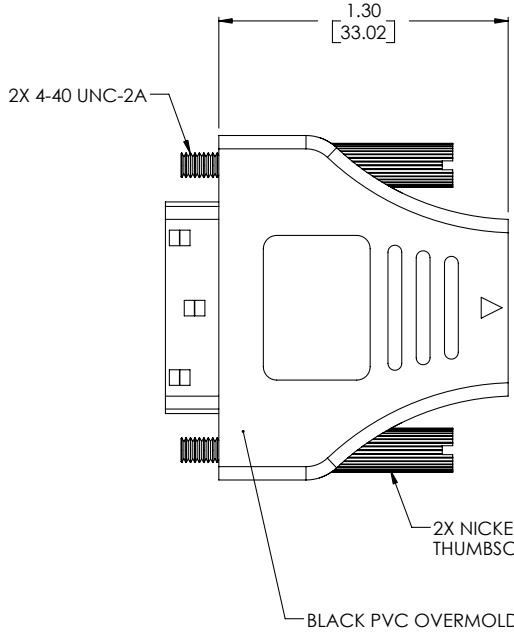


THE INFORMATION CONTAINED IN THIS DRAWING IS THE SOLE PROPERTY OF L-COM, INC. ANY REPRODUCTION IN PART OR WHOLE WITHOUT THE WRITTEN PERMISSION OF L-COM, INC. IS PROHIBITED.

REVISIONS			
REV	DESCRIPTION	DATE	APPROVED
A	INITIAL RELEASE	01/16/06	D. PARHAM
B	ECN 3232: CHANGE DIM FROM 1.5 TO 1.3	3/14/08	D. GRIFFIN
C	ECN 3241: 1.30 WAS 1.3	3/19/08	D. CASTRO



"P1"
MALE DVI-D CONNECTOR
WHITE INSULATOR



"J1"
FEMALE HDMI CONNECTOR
BLACK INSULATOR
NICKEL PLATED SHELL

WRING MAP	
"P1"	"J1"
2	1
3	2
1	3
10	4
11	5
9	6
18	7
19	8
17	9
23	10
22	11
24	12
6	15
7	16
15	17
14	18
16	19
SHELL	SHELL

NOTES:

ELECTRICAL:
UNLESS OTHERWISE SPECIFIED, WIRING IS STRAIGHT THROUGH FROM PIN TO PIN.
EACH ADAPTOR SHALL BE SUBJECTED TO AND PASS A CONTINUITY TEST.
INSULATION RESISTANCE: 20 MOHMS
CONTACT RESISTANCE: 1 OHM MAX

PACKAGING:
INDIVIDUALLY PACKAGE EACH ADAPTOR UTILIZING APPROPRIATE SIZED BAG

UNLESS OTHERWISE SPECIFIED, DIMENSIONS ARE IN INCHES [mm] OVERALL CABLE LENGTH TOLERANCE: ≤12 [305] ≤40 [1024] = +2/-0 >12 [305] ≤60 [1524] = +2.5/-0 >60 [1524] ≤120 [3048] = +4/-0 >120 [3048] ≤300 [7620] = +6/-0 >300 [7620] = +5%/-0% ALL OTHER DIMENSIONAL TOLERANCES: .X = .3 .XX = .15	APPROVALS DRAWN BY: D. PARHAM CHECKED BY: J. KIEZULAS APPROVED BY: C. MCCORMICK	DATE 01/13/2006 01/13/2006 01/16/2006	45 BEECHWOOD DRIVE NORTH ANDOVER, MA 01845
	CONFIGURATION DETAILS OF UNDIMENSIONED FEATURES MAY VARY		
PROJECTION 	COLOR VARIATIONS MAY OCCUR	PRODUCT DESCRIPTION ADAPTOR, DVI-D M / HDMI F	REV. C
SCALE: NONE		SIZE A	FSCM NO. 43321 DWG. NO. DVIHDMF CAD FILE: DVIHDMF.SLDDRW