

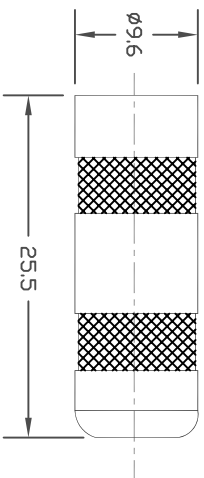
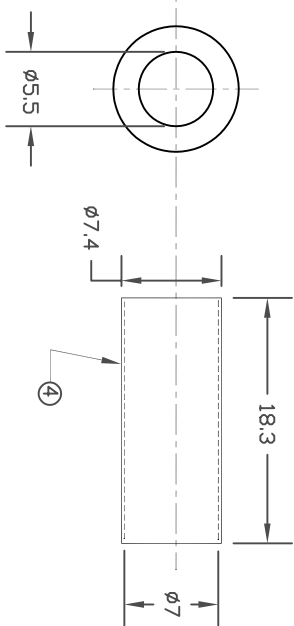
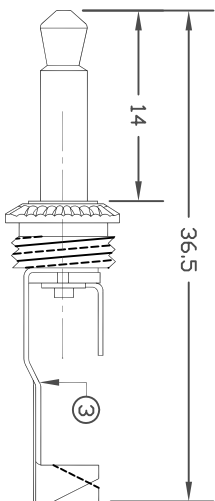
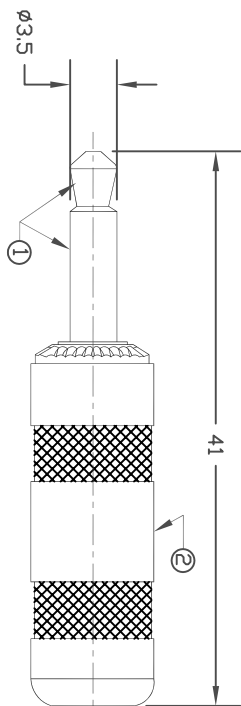


SPC TECHNOLOGY

ALL RIGHTS RESERVED. NO PORTION OF THIS PUBLICATION, WHETHER IN WHOLE OR IN PART CAN BE REPRODUCED WITHOUT THE EXPRESS WRITTEN CONSENT OF SPC TECHNOLOGY.

SPC-F005.DWG

REVISONS		DOC. NO.	SPC-F005	*	Effective	7/8/02	*	Doc No	1398
DCP #	REV	DESCRIPTION	DRAWN	DATE	CHECKD	DATE	APPRVI	DATE	
XX	XX	XXXX	XXXX	28-08-08	XXXX	28-08-08	XXXX	28-08-08	
XXXX	XXXX		XXXX	28-08-08	XXXX	28-08-08	XXXX	28-08-08	



ITEM	DESCRIPTION:	QTY	MATERIAL/FINISH
1	Ø3.5mm MOND PLUG	1	BRASS, NI PLATING
2	CAP	1	BRASS, NI PLATING
3	TERMINALS	1	BRASS, TIN PLATING
4	INSULATDR	1	PLASTIC


TOLERANCES:

DISCLAIMER:
ALL STATEMENTS AND TECHNICAL INFORMATION CONTAINED HEREIN ARE BASED UPON INFORMATION AND/OR TESTS WE BELIEVE TO BE ACCURATE AND RELIABLE. SINCE CONDITIONS OF USE ARE BEYOND OUR CONTROL, THE USER SHALL DETERMINE THE SUITABILITY OF THE PRODUCT FOR THE INTENDED USE AND ASSUME ALL RISK AND LIABILITY WHATSOEVER IN CONNECTION THEREWITH.

UNLESS OTHERWISE SPECIFIED, DIMENSIONS ARE FOR REFERENCE PURPOSES ONLY.

DRAWN BY:	DATE:
XXXX	28-08-08
CHECKED BY:	DATE:
XXXX	28-08-08
APPROVED BY:	DATE:
XXXX	28-08-08

DRAWING TITLE:		AUDIO PLUG	
SIZE	DWG. NO.	ELECTRONIC FILE	REV
A	SPC24114	14N8174	XX
SCALE:	NTS	U.D.M.: INCHES [mm]	SHEET: 1 OF 1



RoHS
Compliant