



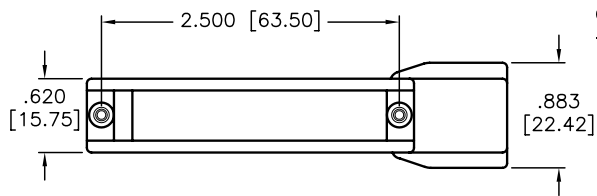
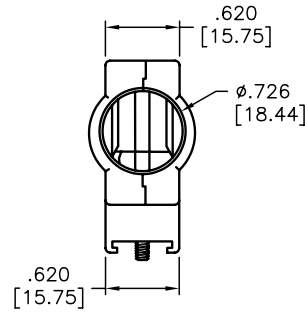
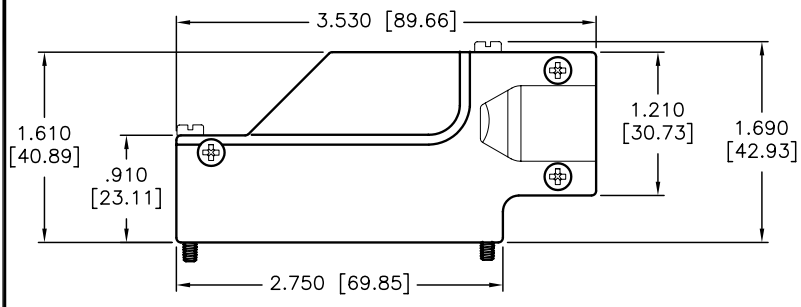
ALL RIGHTS RESERVED. NO PORTION OF THIS PUBLICATION, WHETHER IN WHOLE OR IN PART, CAN BE REPRODUCED WITHOUT THE EXPRESS WRITTEN CONSENT OF SPC TECHNOLOGY.

SPC-F005.DWG

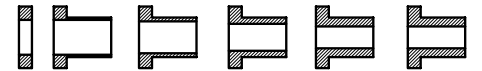
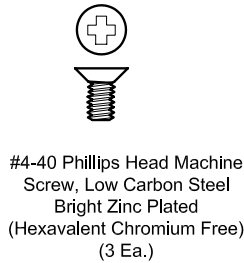
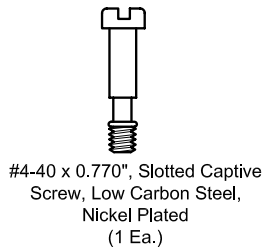
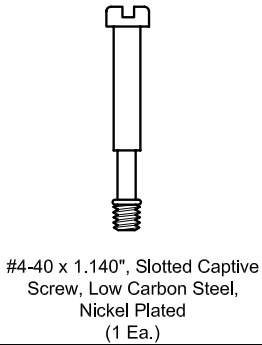
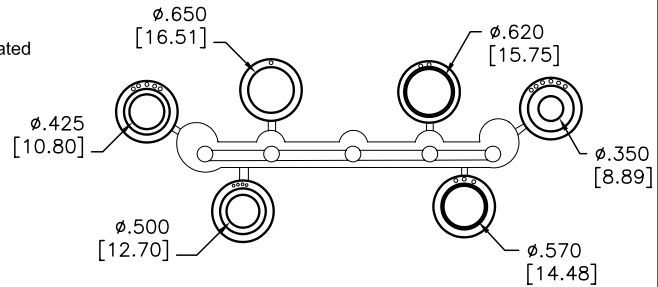
REVISIONS

DOC. NO. SPC-F005 \* Effective: 7/8/02 \* DCP No: 1398

DCP #	REV	DESCRIPTION	DRAWN	DATE	CHECKD	DATE	APPRVD	DATE
1789	A	RELEASED	DCM	10/23/06	TL	10/24/06	JWM	10/24/06



Connector Cover  
- Material: Zinc Alloy, Nickel Plated



Compression Inserts  
- Material: Thermoplastic, Black  
- Durometer: 75±5 Type A per ASTM D2240

DISCLAIMER:  
ALL STATEMENTS AND TECHNICAL INFORMATION CONTAINED HEREIN ARE BASED UPON INFORMATION AND/OR TESTS WE BELIEVE TO BE ACCURATE AND RELIABLE. SINCE CONDITIONS OF USE ARE BEYOND OUR CONTROL, THE USER SHALL DETERMINE THE SUITABILITY OF THE PRODUCT FOR THE INTENDED USE AND ASSUME ALL RISK AND LIABILITY WHATSOEVER IN CONNECTION THEREWITH.

TOLERANCES:  
UNLESS OTHERWISE SPECIFIED, DIMENSIONS ARE FOR REFERENCE PURPOSES ONLY.

DRAWN BY:	DATE:
Dan McVicker	10/23/06
CHECKED BY:	DATE:
Tom Lee	10/24/06
APPROVED BY:	DATE:
Jeff McVicker	10/24/06

DRAWING TITLE: D-Sub Cover, 37 Pin, Low Profile, Right angle			
SIZE	DWG. NO.	ELECTRONIC FILE	REV
A	SPC20351	84K8884.dwg	A
SCALE: NTS	U.O.M.: INCHES [mm]	SHEET: 1 OF 1	