



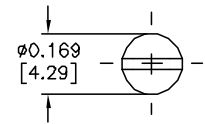
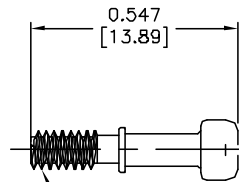
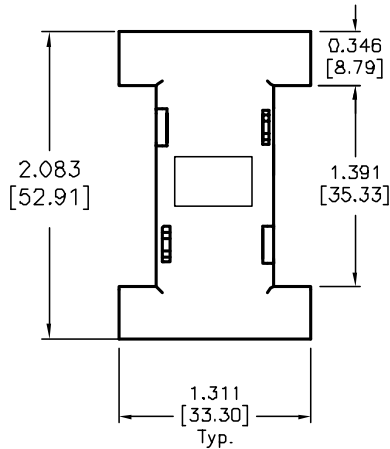
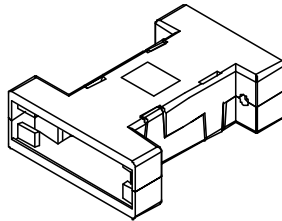
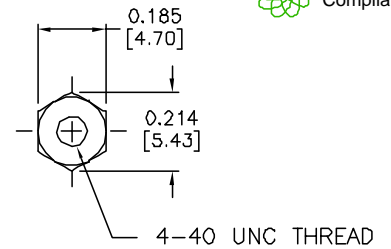
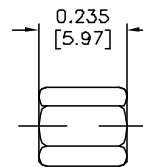
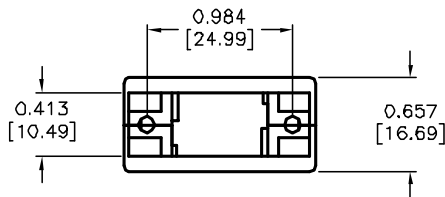
ALL RIGHTS RESERVED. NO PORTION OF THIS PUBLICATION, WHETHER IN WHOLE OR IN PART, CAN BE REPRODUCED WITHOUT THE EXPRESS WRITTEN CONSENT OF SPC TECHNOLOGY.

SPC-F005.DWG

REVISIONS

DOC. NO. SPC-F005 \* Effective: 7/8/02 \* DCP No: 1398

DCP #	REV	DESCRIPTION	DRAWN	DATE	CHECKD	DATE	APPRVD	DATE
1789	A	RELEASED	DCM	2/1/07	JN	03/06/08	JN	03/06/08



NOTES:

1. MATERIAL: A.B.S. (UL94HB)
2. COLOR: BLACK
3. KIT INCLUDES:
  - 1 - 2 PC. COVER
  - 4 - #4-40 CAPTIVE SCREWS
  - 4 - #4-40 HEX EXTENDER 4

DISCLAIMER:  
ALL STATEMENTS AND TECHNICAL INFORMATION CONTAINED HEREIN ARE BASED UPON INFORMATION AND/OR TESTS WE BELIEVE TO BE ACCURATE AND RELIABLE. SINCE CONDITIONS OF USE ARE BEYOND OUR CONTROL, THE USER SHALL DETERMINE THE SUITABILITY OF THE PRODUCT FOR THE INTENDED USE AND ASSUME ALL RISK AND LIABILITY WHATSOEVER IN CONNECTION THEREWITH.

TOLERANCES:

UNLESS OTHERWISE SPECIFIED, DIMENSIONS ARE FOR REFERENCE PURPOSES ONLY.

DRAWN BY:	DATE:
Don McVicker	2/1/07
CHECKED BY:	DATE:
Jason Nash	03/05/08
APPROVED BY:	DATE:
Jason Nash	03/05/08

DRAWING TITLE:

9 Pin M/F to 9 Pin M/F Gender Changer Cover

SIZE	DWG. NO.	ELECTRONIC FILE	REV
A	SPC14964	80K5384.dwg	A
SCALE: NTS	U.O.M.: INCHES [mm]	SHEET: 1 OF 1	