
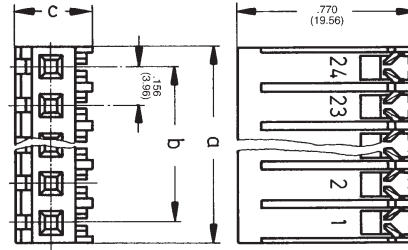


**Series CE/CT
.156" Connectors**

**.156" (3.96 mm) End and
Through Connectors
Available in 2-24 Circuits
with Optional Cover**



Dimensions

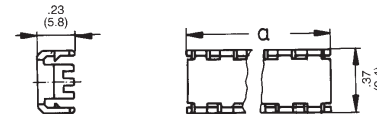


Snap-on Covers EC

Snap-on Covers TC



Strain Relief Combination Cover SCC



Dimensions

No. of Circuits	2	3	4	5	6	7	8	9	10	11	12	13	14	15	16	17	18	19	20	21	22	23	24	
Dim. in in. / (mm)	a	.312 (7.92)	.468 (11.89)	.624 (15.85)	.780 (19.81)	.936 (23.77)	1.092 (27.74)	1.248 (31.70)	1.404 (35.66)	1.560 (39.62)	1.716 (43.59)	1.872 (47.55)	2.028 (51.51)	2.184 (55.47)	2.340 (59.44)	2.496 (63.40)	2.652 (67.36)	2.808 (71.32)	2.964 (75.29)	3.120 (79.25)	3.276 (83.21)	3.432 (87.17)	3.588 (91.14)	3.744 (95.10)
	b	.156 (3.96)	.312 (7.92)	.468 (11.89)	.624 (15.85)	.780 (19.81)	.936 (23.77)	1.092 (27.74)	1.248 (31.70)	1.404 (35.66)	1.560 (39.62)	1.716 (43.59)	1.872 (47.55)	2.028 (51.51)	2.184 (55.47)	2.340 (59.44)	2.496 (63.40)	2.652 (67.36)	2.808 (71.32)	2.964 (75.29)	3.120 (79.25)	3.276 (83.21)	3.432 (87.17)	3.588 (91.14)

Part Number

No. of Circuits 2-24 (Contact Factory For Circuit Availability) □□ = Number of Circuits					
Version	Wire Size				Dimensions
	AWG 24	AWG 22	AWG 20	AWG 18	c inches (mm)
End Connector	CE156F24- □□	CE156F22- □□	CE156F20- □□	CE156F18- □□	.33 (8.4)
Through Connector	CT156F24- □□	CT156F22- □□	CT156F20- □□	CT156F18- □□	.35 (9.0)
AWG Identification Color	Black	Red	Brown	Orange	
Snap-on Cover for End connectors				EC 156F- □□	
Snap-on Cover for Through connectors				TC 156F- □□	
Strain Relief Combination Cover				SCC156F- □□	