
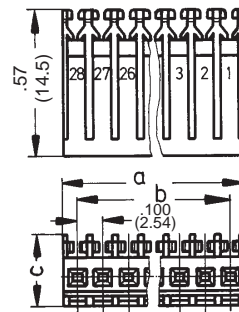


**Series CE/CT
Connectors .100"**

**.100" (2.54 mm) End and
Through Connectors
Available in 2-28 Circuits
with Optional Cover**



Dimensions

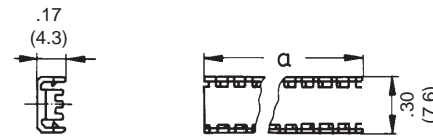


Snap-on Covers EC

Snap-on Covers TC



Strain Relief Combination Cover SCC



Dimensions - Dual Dims

No. of Circuits	2	3	4	5	6	7	8	9	10	11	12	13	14	15	16	17	18	19	20	21	22	23	24	25	26	27	28	
Dim. in in. / (mm)	a	.200 (5.08)	.300 (7.62)	.400 (10.16)	.500 (12.70)	.600 (15.24)	.700 (17.78)	.800 (20.32)	.900 (22.86)	1.000 (25.40)	1.100 (27.94)	1.200 (30.48)	1.300 (33.02)	1.400 (35.56)	1.500 (38.10)	1.600 (40.64)	1.700 (43.18)	1.800 (45.72)	1.900 (48.25)	2.000 (50.80)	2.100 (53.34)	2.200 (55.88)	2.300 (58.42)	2.400 (60.96)	2.500 (63.50)	2.600 (66.04)	2.700 (68.58)	2.800 (71.12)
	b	.100 (2.54)	.200 (5.08)	.300 (7.62)	.400 (10.16)	.500 (12.70)	.600 (15.24)	.700 (17.78)	.800 (20.32)	.900 (22.86)	1.000 (25.40)	1.100 (27.94)	1.200 (30.48)	1.300 (33.02)	1.400 (35.56)	1.500 (38.10)	1.600 (40.64)	1.700 (43.18)	1.800 (45.72)	1.900 (48.25)	2.000 (50.80)	2.100 (53.34)	2.200 (55.88)	2.300 (58.42)	2.400 (60.96)	2.500 (63.50)	2.600 (66.04)	2.700 (68.58)

Version	Wire Size				Dimension c inches (mm)
	AWG 28	AWG 26	AWG 24	AWG 22	
End Connector	CE100F28- □□	CE100F26- □□	CE100F24- □□	CE100F22- □□	.27 (6.9)
Through Connector	CT100F28- □□	CT100F26- □□	CT100F24- □□	CT100F22- □□	.30 (7.6)
AWG Identification Color	Green	Blue	Black	Red	

Snap-on Cover for End connectors	EC 100F-□□
Snap-on Cover for Through connectors	TC 100F-□□
Strain Relief Combination Cover	SCC100F-□□