


ZM CONNECTOR

Crimp style Wire-to-wire connectors Matable with ZH and ZR receptacles



1.5mm (.059") pitch connectors allow higher densities.

Features

• Compact design

Precision stamping technology is applied to produce mate pins that are only 0.5mm (.020") in diameter. This results in ultra-compact wire-to-wire connectors that are a mere 3.6mm (.142") thick. When used with ZH crimp style connectors, high density mounting with a total connector length of only 9.2mm (.362") is possible.

• Housing-to-terminal locks

Spring action housing-to-terminal locks are an inherent part of the housing, and assure smooth contact insertion and firm contact retention.

• Both crimp style and insulation displacement receptacles can be used

Both ZH crimp style and ZR insulation displacement connector receptacles can be accommodated by the ZM connector. Thus, mounting designs can be matched to current "Z" series connector use.

• Fully shrouded header resists "rocking" during mating

This fully shrouded header provides protection from rocking the connector halves back and forth during mating and unmating.

Specifications

- Current rating: 0.7A AC, DC max. (AWG #28)
- Voltage rating: 50V AC, DC max. (See Note below.)
- Temperature range: -25°C to +85°C
(including temperature rise in applying electrical current)
- Contact resistance: Initial value/20m Ω max.
After environmental testing/30m Ω max.
- Insulation resistance: 500M Ω min.
- Withstanding voltage: 500V AC/minute
- Applicable wire: AWG #30 to #28

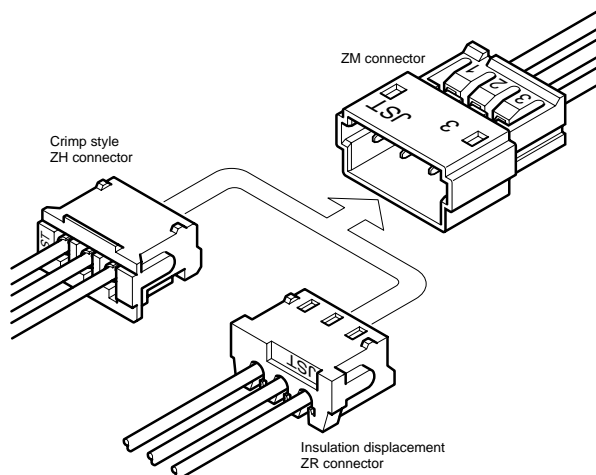
*Note: Contacts are exposed at the housing lances.
Care should be taken so that these parts do not touch the metal section of the chassis.*

- * Contact JST if Lead-Free product is required.
- * Refer to "General Instruction and Notice when using Terminals and Connectors" at the end of this catalog.
- * Contact JST for details.

Standards

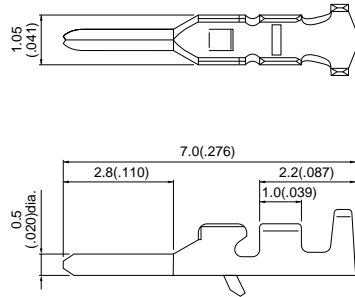
Recognized E60389

Certified LR20812



Plug / ZM connector

Contact

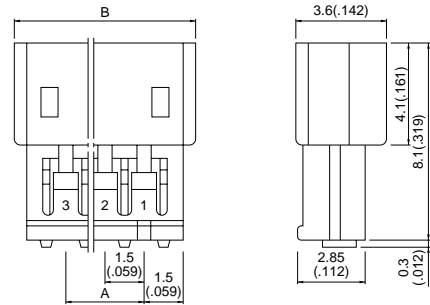


Model No.	Applicable wire			Q'ty / reel
	mm ²	AWG #	Insulation O.D. mm(in.)	
SMM-003T-P0.5	0.05 to 0.08	30 to 28	0.7 to 0.9(.028 to .035)	16,000

Material and Finish

Phosphor bronze, tin-plated

Housing



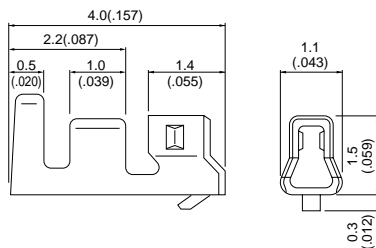
Circuits	Model No.	Dimensions mm(in.)		Q'ty / bag
		A	B	
2	ZMR-02	1.5(.059)	5.5(.217)	2,000
3	ZMR-03	3.0(.118)	7.0(.276)	2,000
9	ZMR-09	12.0(.472)	16.0(.630)	1,000
13	ZMR-13	18.0(.709)	22.0(.866)	1,000

Material

Glass-filled nylon 66, UL94V-0

Receptacle / ZH connector (Crimp style)

Contact

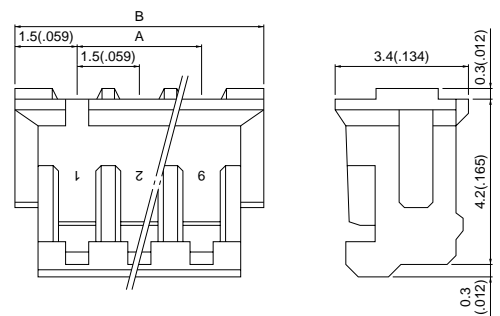


Model No.	Dimensions mm(in.)			Q'ty / reel
	mm ²	AWG #	Insulation mm(in.)	
SZH-003T-P0.5	0.032 to 0.08	32 to 28	0.5 to 0.9(.020 to .035)	16,000

Material and Finish

Phosphor bronze, tin-plated

Housing



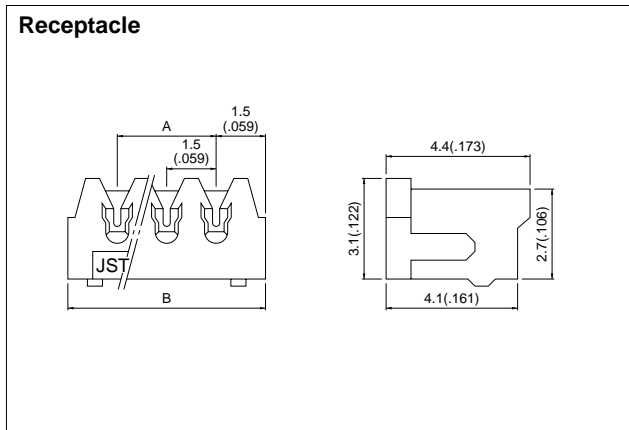
Circuits	Model No.	Dimensions mm(in.)		Q'ty / bag
		A	B	
2	ZHR- 2	1.5(.059)	4.5(.177)	1,000
3	ZHR- 3	3.0(.118)	6.0(.236)	1,000
9	ZHR- 9	12.0(.472)	15.0(.591)	1,000
13	ZHR-13	18.0(.709)	21.0(.827)	1,000

Material

Nylon 66, UL94V-0

ZM CONNECTOR

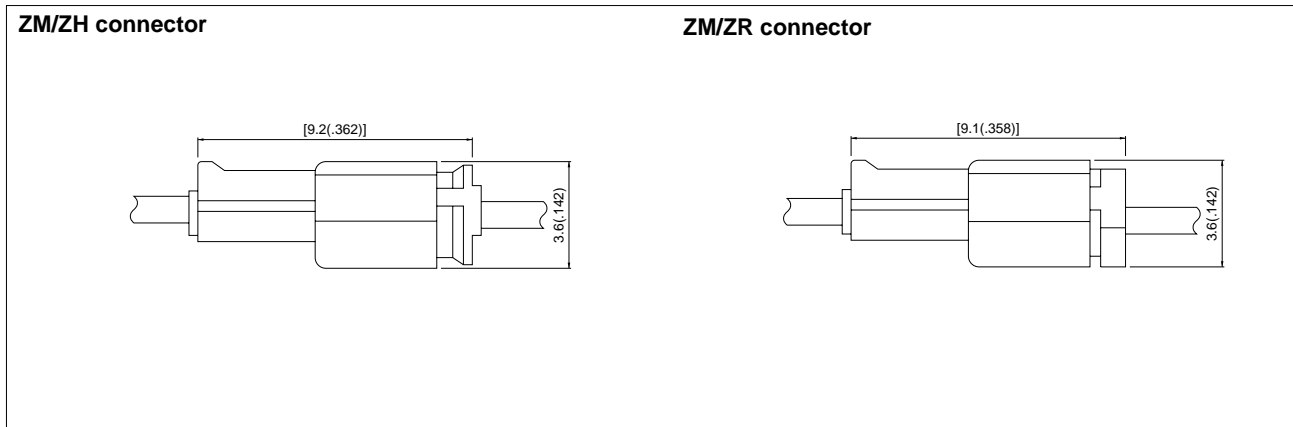
Receptacle / ZR connector (IDC)



Circuits	Model No.		Dimensions mm(in.)		Q'ty / bag
	AWG #30	AWG #28	A	B	
2	02ZR-3H	02ZR-8M	1.5(.059)	4.5(.117)	2,000
3	03ZR-3H	03ZR-8M	3.0(.118)	6.0(.236)	2,000
9	09ZR-3H	09ZR-8M	12.0(.472)	15.0(.591)	2,000
13	13ZR-3H	13ZR-8M	18.0(.709)	21.0(.827)	2,000

Material					
Contact: Phosphor bronze, tin-plated					
Housing: Glass-filled nylon 66, UL94V-0					

Assembly layout



Applicator for the semi-automatic press AP-K2N

Contact	Crimp applicator MKS-L		Compact Crimp applicator MKS-LS		Strip-crimp applicator MKS-SC
	with safety cover	without safety cover	with safety cover	without safety cover	with safety cover
SMM-003T-P0.5	APLMK SMM003-05	APLNC SMM003-05	APLMKLS SMM003-05	APLLSNC SMM003-05	APLSC SMM003-05